

Iraq Stock Exchange

Bulletin No (66)



سوق العراق للاوراق المالية
IRAQ STOCK EXCHANGE

ISX Trading Indices of Sunday 19/4/2026

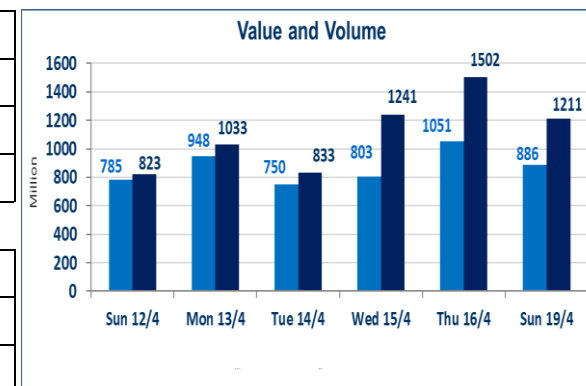
Traded Volume and OTC	886,464,290
-----------------------	-------------

Traded Value and OTC	1,211,177,936
----------------------	---------------

Traders	1397
---------	------

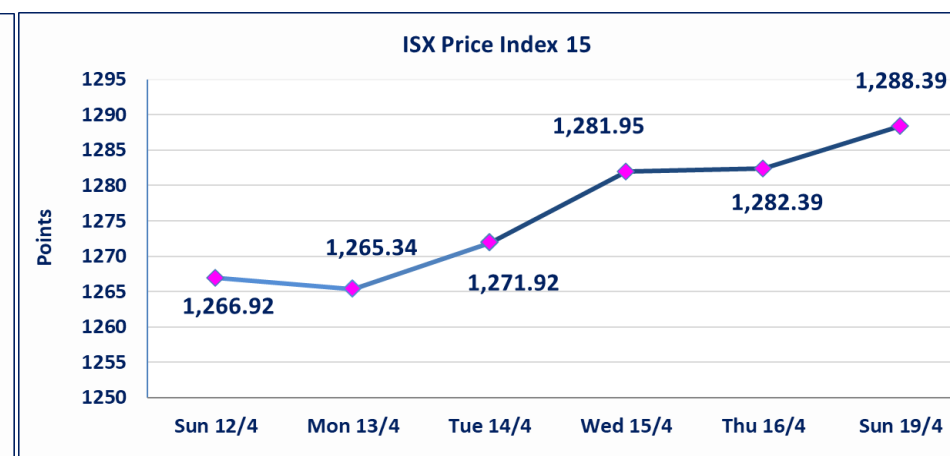
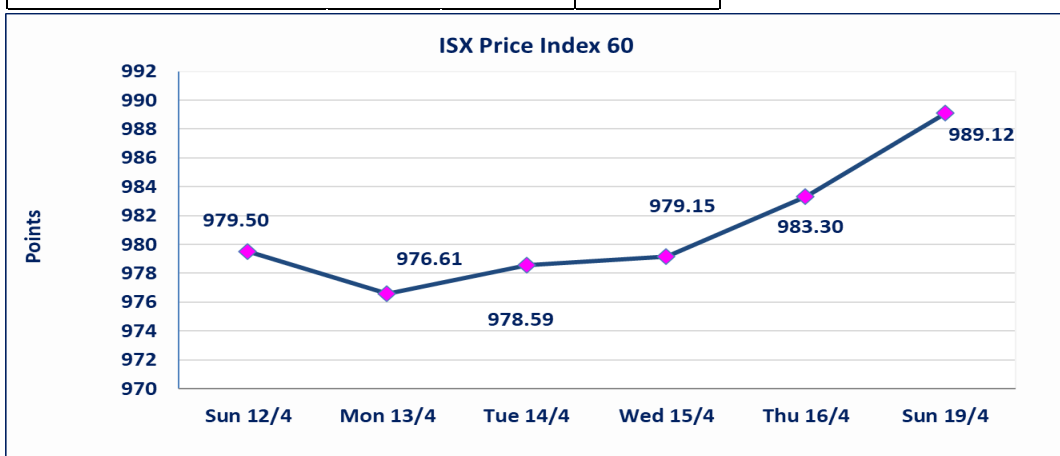
ISX Index 60	989.12
Previous ISX Index60	983.30
Change %	0.59
Change	5.82

ISX Index 15	1288.39
Previous ISX Index15	1282.39
Change %	0.47
Change	6.00



Listed Companies	104	OTC	14
Traded Listed Companies	55	OTC	2
GAM Companies	1		
Suspended Companies	8		

Non Traded listed	40	OTC	12
Higher Companies	14		
Lower Companies	10		



ISX top gaining and losing companies

Sunday 19/4/2026

Gainers

Company Name	Closing Price	Change (%)	Traded Volume
Middle East Bank	0.100	11.11	60,856,977
Babil Animal & Vegetable Produc	9.030	5.00	353,801
AL-Badia for General Trans	1.110	4.72	6,261,764
Fallujah for construction Material	2.900	4.32	10,622,000
Baghdad Soft Drinks	6.330	2.43	44,912,400

Losers

Company Name	Closing Price	Change (%)	Traded Volume
Investment Bank of Iraq	0.210	-4.55	174,723,667
Al-Hilal Industries	1.300	-3.70	604,704
Trans Iraq Bank Investment	0.300	-3.23	2,000,000
The Light Industries	1.220	-1.61	1,297,664
Al-Hamraa for Insurance	4.530	-1.52	32,987

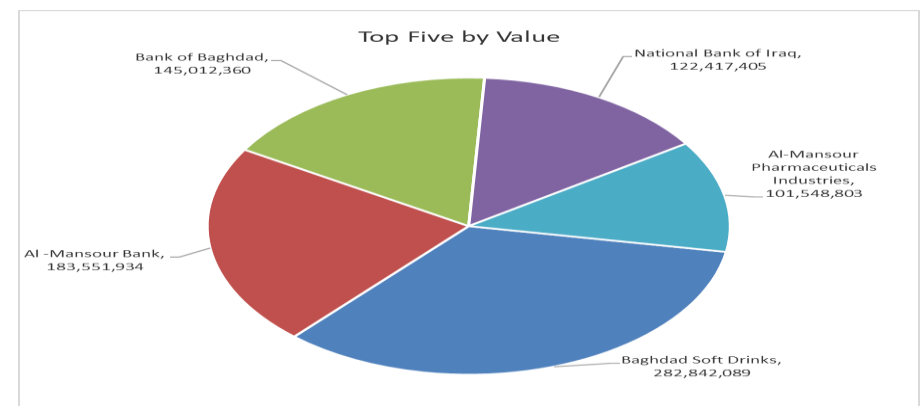
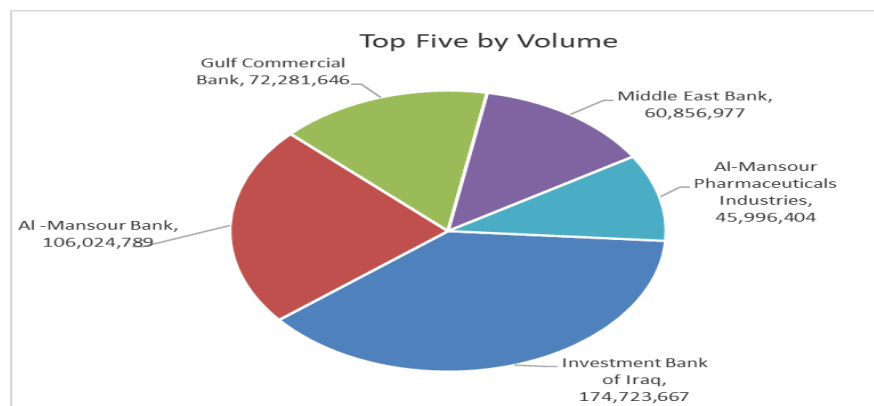
The most active companies in term of traded volume and value

Traded Volume

Company Name	Closing Price	Change (%)	Traded Volume
Investment Bank of Iraq	0.210	-4.55	174,723,667
Al -Mansour Bank	1.730	-0.57	106,024,789
Gulf Commercial Bank	0.380	0.00	72,281,646
Middle East Bank	0.100	11.11	60,856,977
Al-Mansour Pharmaceuticals Indu	2.200	0.00	45,996,404

Traded Value

Company Name	Closing Price	Change (%)	Traded Value
Baghdad Soft Drinks	6.330	2.43	282,842,089
Al -Mansour Bank	1.730	-0.57	183,551,934
Bank of Baghdad	3.320	0.00	145,012,360
National Bank of Iraq	5.090	0.00	122,417,405
Al-Mansour Pharmaceuticals Indu	2.200	0.00	101,548,803



Regular Market Bulletin No (66)



Company Name	Code	opening Price	highest price	lowest price	Average price	Prev Average price	Closing Price	prev closing price	change (%)	No.of Trades	Traded Volume	Traded Value
Banks Sector												
Ashur International Bank	BASH	0.240	0.240	0.240	0.240	0.240	0.240	0.240	0.00	8	46,199	11,088
Bank of Baghdad	BBOB	3.330	3.350	3.320	3.340	3.340	3.320	3.320	0.00	152	43,450,983	145,012,360
Commercial Islamic Bank of Iraq	BCOI	0.680	0.680	0.670	0.670	0.670	0.670	0.680	-1.47	21	7,190,474	4,818,009
Economy Bank	BEFI	0.220	0.220	0.220	0.220	0.220	0.220	0.220	0.00	1	950,000	209,000
Gulf Commercial Bank	BGUC	0.380	0.380	0.380	0.380	0.380	0.380	0.380	0.00	14	72,281,646	27,467,025
Investment Bank of Iraq	BIBI	0.220	0.220	0.210	0.210	0.220	0.210	0.220	-4.55	24	174,723,667	36,791,970
Iraqi Islamic Bank	BIIB	1.010	1.020	1.010	1.010	1.010	1.020	1.010	0.99	10	4,555,636	4,621,192
Middle East Bank	BIME	0.100	0.100	0.100	0.100	0.090	0.100	0.090	11.11	14	60,856,977	6,085,698
Mosul Bank For Investment	BMFI	0.150	0.150	0.140	0.140	0.140	0.140	0.140	0.00	6	15,020,000	2,103,000
Al -Mansour Bank	BMNS	1.730	1.740	1.720	1.730	1.730	1.730	1.740	-0.57	141	106,024,789	183,551,934
National Bank of Iraq	BNOI	5.090	5.110	5.050	5.090	5.100	5.090	5.090	0.00	136	24,060,375	122,417,405
Sumer Commercial Bank	BSUC	0.200	0.200	0.190	0.190	0.190	0.200	0.200	0.00	24	38,475,032	7,350,489
Al-Taif Islamic Bank	BTIB	0.670	0.670	0.670	0.670	0.670	0.670	0.670	0.00	6	252,143	168,936
United Bank	BUND	0.050	0.050	0.050	0.050	0.050	0.050	0.050	0.00	16	11,048,508	552,425
Union Bank of Iraq	BUOI	0.170	0.170	0.170	0.170	0.170	0.170	0.170	0.00	1	118,682	20,176
Total of Banks Sector										574	559,055,111	541,180,708
Telecommunication Sector												
Asia Cell Telecommunication	TASC	16.300	16.500	16.280	16.370	16.400	16.370	16.300	0.43	141	5,772,256	94,476,308
Al-Khatam Telecom	TZNI	3.700	3.710	3.700	3.700	3.680	3.700	3.650	1.37	7	28,129	104,107
Total of Telecommunication Sector										148	5,800,385	94,580,415
Insurance Sector												
Dar Al-Salam for Insurance	NDSA	0.730	0.730	0.730	0.730	0.730	0.730	0.730	0.00	1	739	539
Total of Insurance Sector										1	739	539
Service Sector												
Baghdad -Iraq Transportation	SBPT	23.200	23.500	23.200	23.320	23.280	23.400	23.250	0.65	19	149,869	3,495,526
Kharkh Tour Amuzement City	SKTA	4.300	4.350	4.300	4.310	4.300	4.310	4.300	0.23	30	15,220,448	65,572,926
Al-Mosul for funfairs	SMOF	7.000	7.000	7.000	7.000	7.000	7.000	7.000	0.00	1	12,497	87,479
Mamoura Realestate	SMRI	3.260	3.270	3.250	3.260	3.260	3.250	3.260	-0.31	41	3,551,787	11,568,582
AL-Nukhba for Construction	SNUC	0.710	0.710	0.710	0.710	0.710	0.710	0.710	0.00	1	15,000	10,650
Total of Service Sector										92	18,949,601	80,735,163
Industrial Sector												
Baghdad Soft Drinks	IBSD	6.180	6.370	6.160	6.300	6.090	6.330	6.180	2.43	306	44,912,400	282,842,089
Iraqi For Tufted Carpets	IITC	18.500	18.750	18.500	18.670	18.500	18.750	18.500	1.35	3	30,000	560,000
Al -Khazer Construction Material	IKHC	1.240	1.240	1.240	1.240	1.240	1.240	1.240	0.00	5	256,545	318,116
Al-Kindi of Veterinary Vaccines	IKLV	2.400	2.400	2.400	2.400	2.400	2.400	2.400	0.00	8	19,116	45,878
Al-Mansour Pharmaceuticals Ind	IMAP	2.200	2.220	2.200	2.210	2.200	2.200	2.200	0.00	30	45,996,404	101,548,803
Modern Sewing	IMOS	5.500	5.500	5.500	5.500	5.500	5.500	5.500	0.00	5	101,908	560,494
Ready Made Clothes	IRMC	2.300	2.300	2.300	2.300	2.300	2.300	2.300	0.00	2	842	1,937
Total of Industrial Sector										359	91,317,215	385,877,317
Hotels Sector												
Baghdad Hotel	HBAG	11.750	11.750	11.750	11.750	11.750	11.750	11.750	0.00	1	107	1,257
Al-Sadeer Hotel	HSAD	22.980	22.980	22.980	22.980	22.990	22.980	22.980	0.00	2	1,297	29,805
Tourist Village of Mosul dam	HTVM	13.800	13.800	13.800	13.800	13.800	13.800	13.800	0.00	7	10,056	138,773
Total of Hotels Sector										10	11,460	169,835
Agricultural Sector												
Babil Animal & Vegetable Produ	ABAP	8.700	9.030	8.700	8.910	8.520	9.030	8.600	5.00	31	353,801	3,150,973
Agricultural Products Meat	AIPM	4.300	4.310	4.300	4.300	4.300	4.300	4.300	0.00	8	204,981	881,718
Iraqi Agricultural Products	AIRP	10.000	10.000	10.000	10.000	10.000	10.000	10.000	0.00	2	12,176	121,760
Modern for Animal Production	AMAP	0.360	0.360	0.360	0.360	0.360	0.360	0.360	0.00	2	897	323
Total of Agricultural Sector										43	571,855	4,154,774
Total Of Regular										1,227	675,706,366	1,106,698,752

Second Platform Market Bulletin No (66)



Company Name	Code	opening Price	highest price	lowest price	Average price	Prev Average price	Closing Price	prev closing price	change (%)	No.of Trades	Traded Volume	Traded Value
Banks Sector												
International Development Bank	BIDB	1.050	1.050	1.050	1.050	1.050	1.050	1.050	0.00	1	2,400	2,520
Al-Ataa Islamic Bank	BLAD	0.100	0.100	0.100	0.100	0.100	0.100	0.100	0.00	1	100	10
Credit Bank Of Iraq	BROI	0.600	0.600	0.600	0.600	0.600	0.600	0.590	1.69	4	1,007,263	604,358
Trans Iraq Bank Investment	BTRI	0.300	0.300	0.300	0.300	0.310	0.300	0.310	-3.23	1	2,000,000	600,000
Total of Banks Sector										7	3,009,763	1,206,888
Insurance Sector												
Al-Hamraa for Insurance	NHAM	4.590	4.590	4.530	4.540	4.600	4.530	4.600	-1.52	8	32,987	149,610
Total of Insurance Sector										8	32,987	149,610
Industrial Sector												
Al-Ameen Estate Investment	SAEI	1.810	1.810	1.810	1.810	1.810	1.810	1.810	0.00	2	621	1,124
Total of Industrial Sector										2	621	1,124
Industrial Sector												
Fallujah for construction Material	IFCM	2.750	2.910	2.750	2.910	2.710	2.900	2.780	4.32	23	10,622,000	30,863,050
Total of Industrial Sector										23	10,622,000	30,863,050
Hotels Sector												
Ashour Hotel	HASH	32.200	32.200	32.200	32.200	32.200	32.200	32.200	0.00	2	354	11,399
Total of Hotels Sector										2	354	11,399
Total of Non Regular										42	13,665,725	32,232,071

Undisclosed Platform Companies Bulletin No (66)



Company Name	Code	opening Price	highest price	lowest price	Average price	Prev Average price	Closing Price	prev closing price	change (%)	No.of Trades	Traded Volume	Traded Value
Industrial Sector												
AL-Badia for General Transportation	SBAG	1.060	1.110	1.060	1.090	1.050	1.110	1.060	4.72	23	6,261,764	6,834,748
General Transportation	SIGT	1.700	1.700	1.700	1.700	1.700	1.700	1.700	0.00	1	29,236	49,701
Total of Industrial Sector										24	6,291,000	6,884,449
Industrial Sector												
Electronic Industry	IELI	1.710	1.710	1.700	1.710	1.740	1.700	1.710	-0.58	8	167,955	287,118
Al-Hilal Industries	IHLI	1.350	1.350	1.300	1.310	1.360	1.300	1.350	-3.70	9	604,704	791,023
Iraqi Carton Manufactories	IICM	2.600	2.600	2.600	2.600	2.610	2.600	2.600	0.00	3	5,886	15,304
Modern Construction Materials	IMCM	1.300	1.300	1.300	1.300	1.300	1.300	1.300	0.00	1	13,730	17,849
National Chemical & Plastic	INCP	1.890	1.890	1.890	1.890	1.860	1.890	1.860	1.61	2	114,580	216,556
The Light Industries	ITLI	1.220	1.230	1.220	1.220	1.250	1.220	1.240	-1.61	6	1,297,664	1,588,650
Total of Industrial Sector										29	2,204,519	2,916,500
Hotels Sector												
Palestine Hotel	HPAL	18.200	18.200	18.100	18.120	18.200	18.100	18.200	-0.55	21	569,098	10,313,957
Total of Hotels Sector										21	569,098	10,313,957
Agricultural Sector												
Iraqi for Seed Production	AISP	4.850	4.900	4.850	4.900	4.860	4.900	4.850	1.03	33	3,058,234	14,974,088
Total of Agricultural Sector										33	3,058,234	14,974,088
Total of Undisclosed										107	12,122,851	35,088,994
Grand Total										1,376	701,494,942	1,174,019,816

Iraq Stock Exchange not trading companies of Sunday 19/4/2026

Company Names	Code	Previous Average Price	Closing Price
Banks Sector			
Elaf Islamic Bank	BELF	0.250	0.250
National Islamic Bank	BNAI	0.960	0.960
Kurdistan International Bank	BKUI	1.100	1.100
Asia Al Iraq Islamic Bank	BAIB	0.780	0.780
Cihan Bank for Islamic Investment&Finan	BCIH	2.200	2.200
Insurance Sector			
Al-Ameen for Insurance	NAME	0.910	0.910
Gulf Insurance	NGIR	0.430	0.430
Service Sector			
Rehab Karbalaa	HKAR	0.630	0.630
Industrial Sector			
Iraqi Date Processing and Marketing	IIDP	2.450	2.450
Iraqi Engineering Works	IIEW	5.770	5.770
Metallic Industries and Bicycles	IMIB	1.900	
Hotels Sector			
Ishtar Hotels	HISH	9.000	9.000
National for Tourist Investment	HNTI	9.250	9.250
Mansour Hotel	HMAN	50.000	50.000
Babylon Hotel	HBAY	102.000	102.000
Agricultural Sector			
Al-Ahlyia agricultural production	AAHP	2.100	2.100
Middle East for Production- Fish	AMEF	5.990	5.990
Company Names	Code	Previous Average Price	Closing Price
Banks Sector			
AL- Mal Islamic Bank	BMAL	1.000	1.000
Erbil Investment & FinanceBank	BERI	0.110	0.110
International Islamic Bank	BINT	0.200	0.200
Al-Mashreq Al-Arabi Islamic Bank	BAMS	0.850	0.850
Iraq Noor Islamic Bank for Investment	BINI	0.250	0.250
Region Trade Bank	BRTB	1.000	1.010
Arab Islamic Bank	BAAI	1.000	1.000
Al-Rajih Islamic Bank	BRAJ	1.000	1.000
AL-Anssari Islamic Bank	BANS	0.050	0.050
Al-Mustashar Islamic Bank for Investmen	BMUI	1.000	1.000
Al-Qabidh Islamic Bank	BQAB	0.090	0.090
Trust International Islamic Bank	BTRU	0.750	0.750
World Islamic Bank for Investment	BWOR	1.000	1.000
Al janoob Islamic Bank	BJAB	0.940	0.940
Ameen Al-Iraq Islamic Bank	BAME	1.000	1.000
Investment Sector			
AL-Wiaam for Financial Investment	VWIF	0.690	0.690
Al-Ameen for Financial Investment	VAMF	1.200	1.200
Insurance Sector			
Alahliya For Insurance	NAHF	0.850	0.850
Industrial Sector			
National Furniture Industries	IHFI	0.900	0.900
Modern chemical industries	IMCI	100.000	100.000
Service Sector			
Ibdaa Al-sharq Alwast General Contractir	SIBD	1.000	1.000
Agricultural Sector			
AL-Rebass for Poultry&feed	AREB	-	-
Company Names	Code	Previous Average Price	Closing Price
Banks Sector			
Al-Qurtas Islamic Bank	BQUR	1.000	1.000

Iraq Stock Exchange
Non Iraqis' Bulletin Sunday April 19 2026
Regular Market



Non Iraqi Trading of Regular Market (Buy)

Company Names	Code	No.of trades	Traded Shares	Trading Volume
Banks Sector				
Al-Mansour Bank	BMNS	1	8,090	13,996
Total Bank sector		1	8,090	13,996
Grand Total		1	8,090	13,996

Non Iraqi Trading of Regular Market (Sell)

Company Names	Code	No.of trades	Traded Shares	Trading Volume
Banks Sector				
National Bank Of Iraq	BNOI	33	4,776,147	24,363,350
Al-Mansour Bank	BMNS	2	2,000,000	3,470,000
Total Bank sector		35	6,776,147	27,833,350
Grand Total		35	6,776,147	27,833,350

Non Iraqi Trading of Second Market (BUY)

Company Names	Code	No. of trades	Traded Volume	Traded Value
Banks Sector				
Credit Bank Of Iraq	BROI	1	3,122	1,873
Total Bank sector		1	3,122	1,873
Grand Total		1	3,122	1,873

OTC Platform Trading Bulletin No (66)

Company Name	Code	highest price	lowest price	Average price	No.of Trades	Traded Volume	Traded Value
Banks Sector							
Al-Warka Bank	BWAI	0.200	0.200	0.200	20	184,894,348	36,978,870
Total Of Money Service Sector					20	184,894,348	36,978,870
Industrial Sector							
Kirkuk producing construction	IKFP	2.390	2.390	2.390	1	75,000	179,250
					1	75,000	179,250
Total					21	184,969,348	37,158,120

Not Trading OTC Companies

Company Name	Code	Previous Average price
Banks Sector		
Hammurabi Commercial Bank	BHAM	—
Al-Sanam Islamic Bank	BSAN	3.000
Industrial Sector		
Kirkuk producing constructional materials	IKFP	2.280
Money Service Sector		
Karmal Brokerage	FKSX	10.000
Iraqi Deposit Insurance Corporation	FIDI	1.000
Rabee Securities	FRSE	9.500
Ishtar Gate for e-Paymant	FISH	1.000
Sama Baghdad Exchange	FSBE	—
Insurance Sector		
Al Badia Insurance	NBAD	—
Kurdistan Insurance	NKUI	0.500
Shatt Al Arab Insurance	NSHA	1.000
Elaf Insurance	NELF	—
Dilina Insurance Company	NDIL	—

Iraq Stock Exchange

Sunday 19/4/2026



سوق العراق للاوراق المالية
IRAQ STOCK EXCHANGE

Not Trading Bonds Bulletin

Bond type	Publish type	Code	last trading price	immortilize date
Banaa Bonds /Million ID	Second	CB20	964,981	19/12/2025
Eamar Bonds /Million ID	First	CB30	1,001,095	—
Eamar Bonds /Million ID	Second	CB40	—	—
Eamar Bonds /500 Thousand ID	Third	CB45	—	—
Eamar Bonds /Million ID	Third	CB50	—	—
Injaz Bonds /500 Thousand ID	First	CB55	—	—
Injaz Bonds /Million ID	First	CB60	—	—
Injaz Bonds /500 Thousand ID	Second	CB65	507,301	—
Injaz Bonds /Million ID	Second	CB70	965,050	—
Injaz Bonds /500 Thousand ID	Third	CB75	—	—
Injaz Bonds /Million ID	Third	CB80	978,182	—
National Bonds/Million ID	First	CB90	—	—
National Bonds/500 Thousand ID	Second	CB95	—	—
National Bonds/Million ID	Second	CB100	—	—