

Iraq Stock Exchange

Bulletin No (87)



سوق العراق للاوراق المالية
IRAQ STOCK EXCHANGE

ISX Trading Indices of Monday 18/5/2026

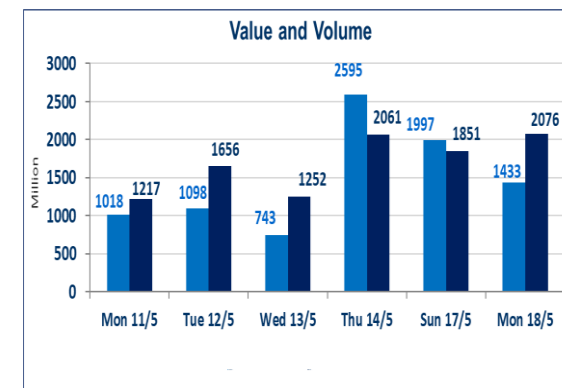
Traded Volume and OTC	1,433,329,146
-----------------------	---------------

Traded Value and OTC	2,076,994,021
----------------------	---------------

Traders	1204
---------	------

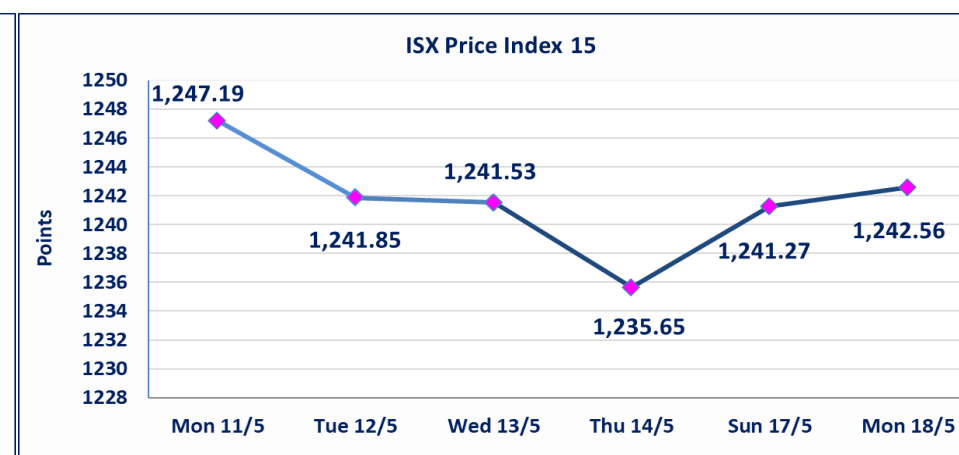
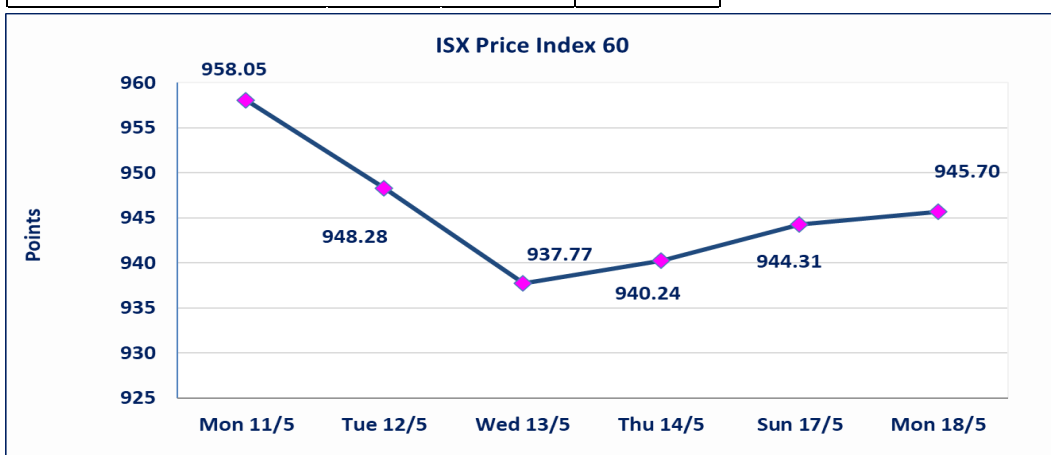
ISX Index 60	945.70
Previous ISX Index60	944.31
Change %	0.15
Change	1.39

ISX Index 15	1242.56
Previous ISX Index15	1241.27
Change %	0.10
Change	1.29



Listed Companies	104	OTC	14
Traded Listed Companies	51	OTC	2
GAM Companies	3		
Suspended Companies	8		

Non Traded listed	42	OTC	12
Higher Companies	15		
Lower Companies	14		



ISX top gaining and losing companies

Monday 18/5/2026

Gainers

Company Name	Closing Price	Change (%)	Traded Volume
Middle East Bank	0.100	11.11	4,476,759
Dar Al-Salam for Insurance	0.780	4.00	4,000,000
Ashur International Bank	0.270	3.85	20,034,105
Iraqi for Seed Production	4.950	2.91	2,637,351
Gulf Commercial Bank	0.370	2.78	38,010,218

Losers

Company Name	Closing Price	Change (%)	Traded Volume
Sumer Commercial Bank	0.190	-5.00	245,358,464
Economy Bank	0.230	-4.17	30,260,550
Iraq Noor Islamic Bank for Investr	0.230	-4.17	103,545
Agricultural Products Meat	4.500	-3.64	350,000
Rehab Karbalaa	0.630	-3.08	500,000

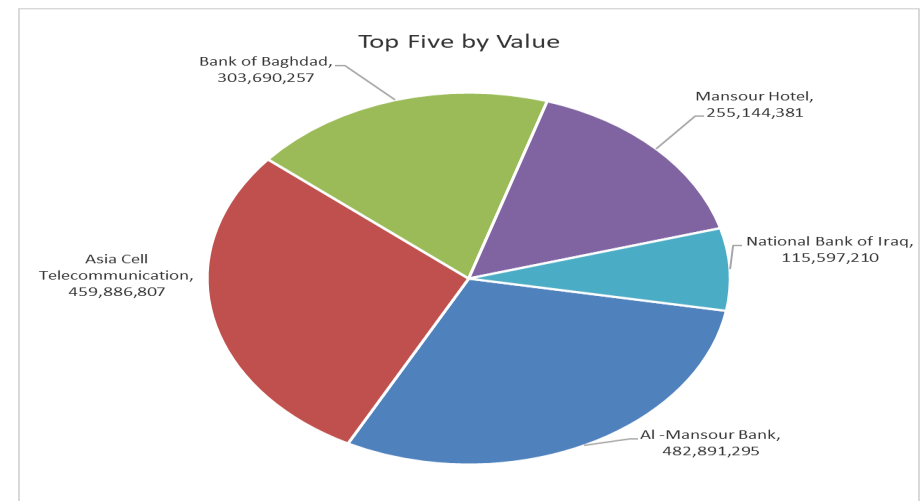
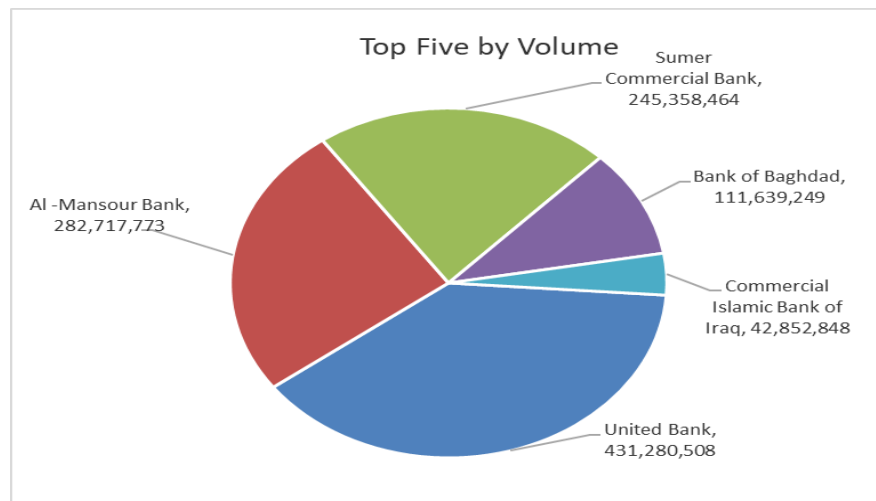
The most active companies in term of traded volume and value

Traded Volume

Company Name	Closing Price	Change (%)	Traded Volume
United Bank	0.060	0.00	431,280,508
Al -Mansour Bank	1.720	0.00	282,717,773
Sumer Commercial Bank	0.190	-5.00	245,358,464
Bank of Baghdad	2.720	-0.37	111,639,249
Commercial Islamic Bank of Iraq	0.680	1.49	42,852,848

Traded Value

Company Name	Closing Price	Change (%)	Traded Value
Al -Mansour Bank	1.720	0.00	482,891,295
Asia Cell Telecommunication	17.150	0.06	459,886,807
Bank of Baghdad	2.720	-0.37	303,690,257
Mansour Hotel	51.000	0.00	255,144,381
National Bank of Iraq	4.000	1.52	115,597,210



Regular Market Bulletin No (87)



Company Name	Code	opening Price	highest price	lowest price	Average price	Prev Average price	Closing Price	prev closing price	change (%)	No.of Trades	Traded Volume	Traded Value
Banks Sector												
Ashur International Bank	BASH	0.260	0.270	0.260	0.270	0.260	0.270	0.260	3.85	22	20,034,105	5,352,831
Bank of Baghdad	BBOB	2.730	2.730	2.720	2.720	2.740	2.720	2.730	-0.37	86	111,639,249	303,690,257
Commercial Islamic Bank of Iraq	BCOI	0.670	0.680	0.670	0.670	0.670	0.680	0.670	1.49	31	42,852,848	28,760,203
Economy Bank	BEFI	0.240	0.240	0.230	0.230	0.230	0.230	0.240	-4.17	14	30,260,550	6,960,778
Elaf Islamic Bank	BELF	0.240	0.240	0.240	0.240	0.240	0.240	0.240	0.00	8	1,186,405	284,737
Gulf Commercial Bank	BGUC	0.360	0.370	0.360	0.360	0.360	0.370	0.360	2.78	10	38,010,218	13,683,778
Investment Bank of Iraq	BIBI	0.250	0.250	0.250	0.250	0.250	0.250	0.250	0.00	18	35,635,224	8,908,806
Iraqi Islamic Bank	BIIB	1.070	1.070	1.060	1.070	1.080	1.070	1.070	0.00	20	9,862,337	10,507,701
Middle East Bank	BIME	0.090	0.100	0.090	0.090	0.090	0.100	0.090	11.11	6	4,476,759	403,902
Al -Mansour Bank	BMNS	1.720	1.720	1.700	1.710	1.720	1.720	1.720	0.00	114	282,717,773	482,891,295
National Bank of Iraq	BNOI	3.940	4.000	3.900	3.930	3.930	4.000	3.940	1.52	100	29,437,807	115,597,210
Sumer Commercial Bank	BSUC	0.200	0.200	0.190	0.190	0.190	0.190	0.200	-5.00	55	245,358,464	46,618,358
Al-Taif Islamic Bank	BTIB	0.640	0.640	0.640	0.640	0.660	0.640	0.660	-3.03	4	56,386	36,087
United Bank	BUND	0.060	0.070	0.050	0.060	0.060	0.060	0.060	0.00	56	431,280,508	25,857,140
Total of Banks Sector										544	1,282,808,633	1,049,553,084
Telecommunication Sector												
Asia Cell Telecommunication	TASC	17.140	17.300	17.100	17.160	17.060	17.150	17.140	0.06	246	26,798,449	459,886,807
Al-Khatam Telecom	TZNI	3.700	3.750	3.700	3.730	3.700	3.750	3.700	1.35	9	312,085	1,165,281
Total of Telecommunication Sector										255	27,110,534	461,052,088
Insurance Sector												
Al-Ameen for Insurance	NAME	0.890	0.890	0.890	0.890	0.890	0.890	0.890	0.00	3	63,159	56,212
Dar Al-Salam for Insurance	NDSA	0.780	0.780	0.780	0.780	0.750	0.780	0.750	4.00	3	4,000,000	3,120,000
Total of Insurance Sector										6	4,063,159	3,176,212
Service Sector												
Baghdad -Iraq Transportation	SBPT	22.500	22.500	22.000	22.080	22.500	22.100	22.500	-1.78	30	1,411,398	31,169,191
Kharkh Tour Amuzement City	SKTA	4.590	4.590	4.590	4.590	4.530	4.590	4.530	1.32	36	7,004,872	32,152,362
Mamoura Realestate	SMRI	3.170	3.170	3.150	3.150	3.170	3.160	3.170	-0.32	13	2,035,913	6,422,576
Rehab Karbalaa	HKAR	0.630	0.630	0.630	0.630	0.650	0.630	0.650	-3.08	1	500,000	315,000
Total of Service Sector										80	10,952,183	70,059,129
Industrial Sector												
Baghdad Soft Drinks	IBSD	6.200	6.250	6.200	6.200	6.190	6.200	6.200	0.00	93	12,902,727	80,043,877
Iraqi Carton Manufactories	IICM	2.500	2.500	2.500	2.500	2.500	2.500	2.500	0.00	3	70,000	175,000
Iraqi Date Processing and Marke	IIDP	2.290	2.290	2.290	2.290	2.290	2.290	2.290	0.00	1	460	1,053
Al -Khazer Construction Material	IKHC	1.260	1.260	1.250	1.260	1.260	1.250	1.260	-0.79	5	322,937	405,895
Al-Kindi of Veterinary Vaccines	IKLV	2.490	2.530	2.480	2.480	2.490	2.530	2.490	1.61	6	168,717	418,663
Al-Mansour Pharmaceuticals Ind	IMAP	2.440	2.460	2.440	2.450	2.440	2.460	2.450	0.41	40	17,146,499	41,975,138
Metallic Industries and Bicycles	IMIB	1.900	1.900	1.900	1.900	1.900	1.900	1.900	0.00	1	10,463	19,880
Modern Sewing	IMOS	5.400	5.400	5.400	5.400	5.400	5.400	5.400	0.00	1	2,000,000	10,800,000
Total of Industrial Sector										150	32,621,803	133,839,506
Hotels Sector												
Ishtar Hotels	HISH	9.010	9.080	9.000	9.010	9.010	9.050	9.010	0.44	15	683,947	6,163,741
Mansour Hotel	HMAN	51.000	51.000	51.000	51.000	51.000	51.000	51.000	0.00	12	5,002,831	255,144,381
National for Tourist Investment	HNTI	9.000	9.000	9.000	9.000	9.000	9.000	9.000	0.00	7	628,557	5,657,013
Total of Hotels Sector										34	6,315,335	266,965,135
Agricultural Sector												
Al-Ahlyia agricultural production	AAHP	2.110	2.110	2.110	2.110	2.110	2.110	2.110	0.00	2	6,499,403	13,713,740
Agricultural Products Meat	AIPM	4.670	4.670	4.500	4.500	4.670	4.500	4.670	-3.64	4	350,000	1,575,395
Iraqi Agricultural Products	AIRP	9.400	9.400	9.400	9.400	9.600	9.400	9.600	-2.08	4	16,348	153,671
Modern for Animal Production	AMAP	0.370	0.370	0.370	0.370	0.370	0.370	0.380	-2.63	2	2,000,000	740,000
Total of Agricultural Sector										12	8,865,751	16,182,806
Total Of Regular										1,081	1,372,737,398	2,000,827,960

Second Platform Market Bulletin No (87)



Company Name	Code	opening Price	highest price	lowest price	Average price	Prev Average price	Closing Price	prev closing price	change (%)	No.of Trades	Traded Volume	Traded Value
Banks Sector												
Iraq Noor Islamic Bank for Inves	BINI	0.230	0.230	0.230	0.230	0.240	0.230	0.240	-4.17	1	103,545	23,815
Credit Bank Of Iraq	BROI	0.570	0.570	0.570	0.570	0.570	0.570	0.570	0.00	16	2,177,311	1,241,067
Total of Banks Sector										17	2,280,856	1,264,883
Insurance Sector												
Al-Hamraa for Insurance	NHAM	4.300	4.300	4.300	4.300	4.310	4.300	4.300	0.00	1	10,000	43,000
Total of Insurance Sector										1	10,000	43,000
Service Sector												
Al-Ameen Estate Investment	SAEI	1.700	1.700	1.700	1.700	1.700	1.700	1.700	0.00	6	68,444	116,355
Total of Industrial Sector										6	68,444	116,355
Industrial Sector												
Fallujah for construction Materi	IFCM	2.800	2.810	2.800	2.810	2.840	2.810	2.840	-1.06	16	1,910,746	5,367,696
Total of Industrial Sector										16	1,910,746	5,367,696
Hotels Sector												
Ashour Hotel	HASH	28.000	28.000	28.000	28.000	28.000	28.000	28.000	0.00	2	3,677	102,956
Total of Hotels Sector										2	3,677	102,956
Total of Non Regular										42	4,273,723	6,894,890

Undisclosed Platform Companies Bulletin No (87)



Company Name	Code	opening Price	highest price	lowest price	Average price	Prev Average price	Closing Price	prev closing price	change (%)	No.of Trades	Traded Volume	Traded Value
Service Sector												
AL-Badia for General Trans	SBAG	1.540	1.540	1.540	1.540	1.540	1.540	1.540	0.00	3	5,227	8,050
General Transportation	SIGT	1.570	1.570	1.560	1.570	1.570	1.570	1.570	0.00	8	5,495,269	8,626,034
Total of Industrial Sector										11	5,500,496	8,634,084
Industrial Sector												
Electronic Industry	IELI	1.400	1.400	1.400	1.400	1.420	1.400	1.420	-1.41	5	15,845,095	22,183,133
Al-Hilal Industries	IHLI	1.360	1.360	1.360	1.360	1.350	1.360	1.360	0.00	6	2,557,309	3,477,940
National Chemical &Plastic	INCP	1.860	1.860	1.860	1.860	1.860	1.860	1.860	0.00	5	742,111	1,380,326
The Light Industries	ITLI	1.240	1.250	1.240	1.250	1.220	1.250	1.220	2.46	2	200,000	249,000
Total of Industrial Sector										18	19,344,515	27,290,400
Hotels Sector												
Palestine Hotel	HPAL	18.300	18.500	18.300	18.500	18.300	18.500	18.300	1.09	8	863,508	15,973,326
Total of Hotels Sector										8	863,508	15,973,326
Agricultural Sector												
Iraqi for Seed Production	AISP	4.810	4.950	4.810	4.820	4.810	4.950	4.810	2.91	27	2,637,351	12,718,816
Total of Agricultural Sector										27	2637351	12,718,816
Total of Undisclosed										64	28,345,870	64,616,625
Grand Total										1,187	1,405,356,991	2,072,339,475

Iraq Stock Exchange not trading companies of Monday 18/5/2026

Company Names	Code	Previous Average Price	Closing Price
Banks Sector			
Mosul Bank For Investment	BMFI	0.140	0.140
National Islamic Bank	BNAI	1.000	1.000
Kurdistan International Bank	BKUI	1.110	1.110
Union Bank of Iraq	BUOI	0.170	0.170
Asia Al Iraq Islamic Bank	BAIB	0.780	0.780
Cihan Bank for Islamic Investment&Finan	BCIH	2.200	2.200
Insurance Sector			
Gulf Insurance	NGIR	0.450	0.450
Service Sector			
Al-Mosul for funfairs	SMOF	7.100	7.100
AL-Nukhba for Construction	SNUC	0.710	0.710
Industrial Sector			
Iraqi Engineering Works	IIEW	6.350	6.350
Ready Made Clothes	IRMC	2.250	2.250
Hotels Sector			
Tourist Village of Mosul dam	HTVM	13.500	13.500
Al-Sadeer Hotel	HSAD	22.990	22.990
Babylon Hotel	HBAY	102.000	102.000
Baghdad Hotel	HBAG	12.000	12.000
Agricultural Sector			
Middle East for Production- Fish	AMEF	5.990	5.990
Company Names	Code	Previous Average Price	Closing Price
Banks Sector			
Al-Qabidh Islamic Bank	BQAB	0.090	0.090
Erbil Investment & FinanceBank	BERI	0.110	0.110
AL- Mal Islamic Bank	BMAL	1.000	1.000
Trans Iraq Bank Investment	BTRI	0.310	0.310
International Development Bank	BIDB	1.050	1.050
Al-Mashreq Al-Arabi Islamic Bank	BAMS	0.850	0.850
Region Trade Bank	BRTB	1.010	1.010
Arab Islamic Bank	BAAI	1.000	1.000
Al-Rajih Islamic Bank	BRAJ	1.000	1.000
Al-Mustashar Islamic Bank for Investmen	BMUI	1.000	1.000
Trust International Islamic Bank	BTRU	0.750	0.750
World Islamic Bank for Investment	BWOR	1.000	1.000
Al janoob Islamic Bank	BJAB	0.940	0.940
Ameen Al-Iraq Islamic Bank	BAME	1.000	1.000
International Islamic Bank	BINT	0.200	0.200
Al-Ataa Islamic Bank	BLAD	0.090	0.100
Insurance Sector			
Alahliya For Insurance	NAHF	0.820	0.820
Investment Sector			
Al-Ameen for Financial Investment	VAMF	1.260	1.260
AL-Wiaam for Financial Investment	VWIF	0.690	0.690
Industrial Sector			
National Furniture Industries	IHFI	0.900	0.900
Baghdad for Packing Materials	IBPM	2.860	2.860
Modern chemical industries	IMCI	100.000	100.000
Service Sector			
Ibdaa Al-sharq Alwast General Contractir	SIBD	1.000	1.000
Agricultural Sector			
AL-Rebass for Poultry&feed	AREB	-	-
Company Names	Code	Previous Average Price	Closing Price
Banks Sector			
Al-Qurtas Islamic Bank	BQUR	1.000	1.000
Industrial Sector			
Modern Construction Materials	IMCM	1.210	1.150

Iraq Stock Exchange
Non Iraqis' Bulletin Monday May 18 2026
Regular Market



Non Iraqi Trading of Regular Market (Buy)

Company Names	Code	No.of trades	Traded Shares	Trading Volume
Banks Sector				
National Bank Of Iraq	BNOI	1	500,000	1,960,000
Total Bank sector		1	500,000	1,960,000
Agricultural Sector				
Iraqi Agricultural Products Market	AIPM	1	40,002	180,009
Total Agricultural Sector		1	40,002	180,009
Grand Total		2	540,002	2,140,009

Non Iraqi Trading of Regular Market (Sell)

Company Names	Code	No.of trades	Traded Shares	Trading Volume
Telecommunication Sector				
Asia cell	TASC	44	11,415,932	195,859,746
Total Telecommunication sector		44	11,415,932	195,859,746
Grand Total		44	11,415,932	195,859,746

Non Iraqi Trading of Undisclosed Platform (BUY)

Company Names	Code	No.of trades	Traded Shares	Trading Volume
Industry Sector				
ELectronic Industries	IELI	2	15,833,530	22,166,942
Total Industry sector		2	15,833,530	22,166,942
Grand Total		2	15,833,530	22,166,942

OTC Platform Trading Bulletin No (87)

Company Name	Code	highest price	lowest price	Average price	No.of Trades	Traded Volume	Traded Value
Banks Sector							
Al-Warka Bank	BWAI	0.160	0.150	0.150	16	27,931,849	4,289,777
Total Of Money Service Sector					16	27,931,849	4,289,777
Money Service Sector							
Rabee Securities	FRSE	9.050	9.050	9.050	1	40,306	364,769
Total Of Money Service Sector					1	40,306	364,769
Total					17	27,972,155	4,654,547

Not Trading OTC Companies

Company Name	Code	Previous Average price
Banks Sector		
Hammurabi Commercial Bank	BHAM	—
Al-Sanam Islamic Bank	BSAN	3.000
Industrial Sector		
Kirkuk producing constructional materials	IKFP	2.800
Money Service Sector		
Karmal Brokerage	FKSX	10.000
Iraqi Deposit Insurance Corporation	FIDI	1.000
Ishtar Gate for e-Paymant	FISH	1.000
Sama Baghdad Exchange	FSBE	—
Insurance Sector		
Shatt Al Arab Insurance	NSHA	1.000
Al Badia Insurance	NBAD	—
Kurdistan Insurance	NKUI	0.500
Elaf Insurance	NELF	—
Dilina Insurance Company	NDIL	—

Iraq Stock Exchange

Monday 18/5/2026



سوق العراق للاوراق المالية
IRAQ STOCK EXCHANGE

Not Trading Bonds Bulletin

Bond type	Publish type	Code	last trading price	immortilize date
Banaa Bonds /Million ID	Second	CB20	964,981	19/12/2025
Eamar Bonds /Million ID	First	CB30	1,001,095	—
Eamar Bonds /Million ID	Second	CB40	—	—
Eamar Bonds /500 Thousand ID	Third	CB45	—	—
Eamar Bonds /Million ID	Third	CB50	—	—
Injaz Bonds /500 Thousand ID	First	CB55	—	—
Injaz Bonds /Million ID	First	CB60	951,110	—
Injaz Bonds /500 Thousand ID	Second	CB65	507,301	—
Injaz Bonds /Million ID	Second	CB70	965,050	—
Injaz Bonds /500 Thousand ID	Third	CB75	—	—
Injaz Bonds /Million ID	Third	CB80	978,182	—
National Bonds/Million ID	First	CB90	—	—
National Bonds/500 Thousand ID	Second	CB95	—	—
National Bonds/Million ID	Second	CB100	—	—