

Iraq Stock Exchange



Trading Session Thursday 18/4/2024 -

Traded Volume 548,651,172

ISX Index 60 957.71

Previous ISX Index60 946.86

Change % 1.15

Change 10.85

Listed Companies 103

Traded Companies 38

General Assembly Co. 4

Suspended Co. 2

Bulletin No (73) of 2024

Traded Value 1,420,645,082 Trades 723

ISX Index 15 1059.66

Previous ISX Index15 1049.18

Change % 1

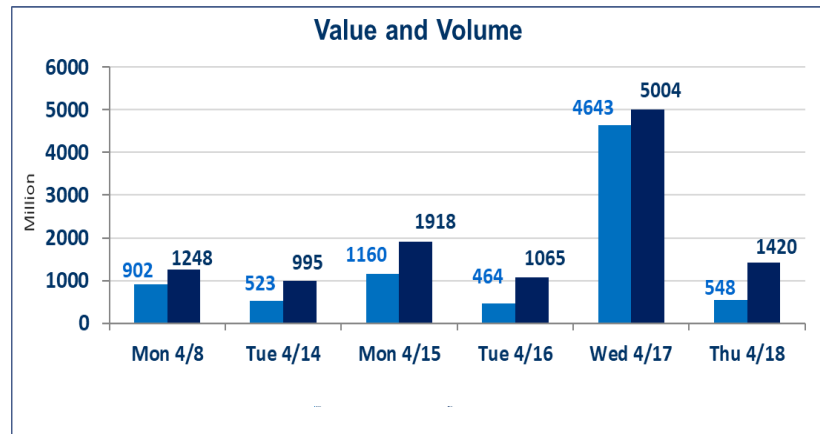
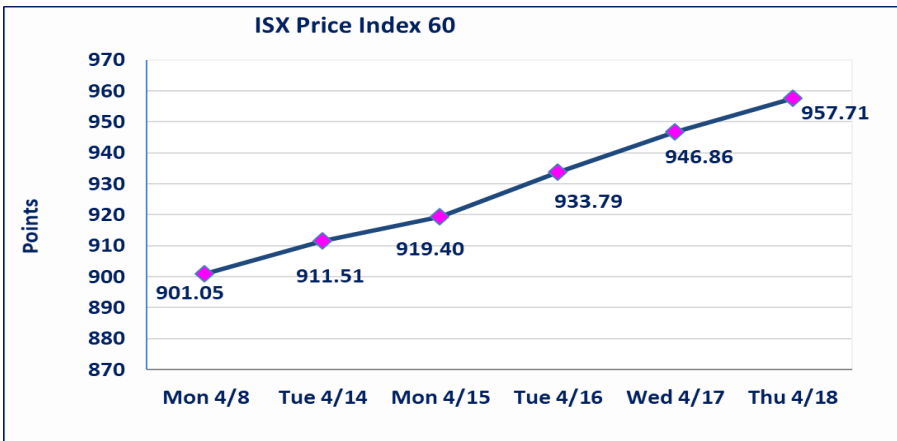
Change 10.48

Non Traded Co. 59

High Companies 12

Low Companies 9

Un Listed Companies OTC 2



Gainers

| Company Name | Closing Price | Change (%) | Traded Volume |
|----------------------------|---------------|------------|---------------|
| Modern Sewing | 10.000 | 11.11 | 20,000 |
| Dar Al-Salam for Insurance | 0.710 | 5.97 | 8,000,000 |
| Al-Mansour Hotel | 45.000 | 4.36 | 990,310 |
| Bank of Baghdad | 3.860 | 4.04 | 185,427,437 |
| Al-Nukhba for construction | 0.670 | 3.08 | 2,864,293 |

Losers

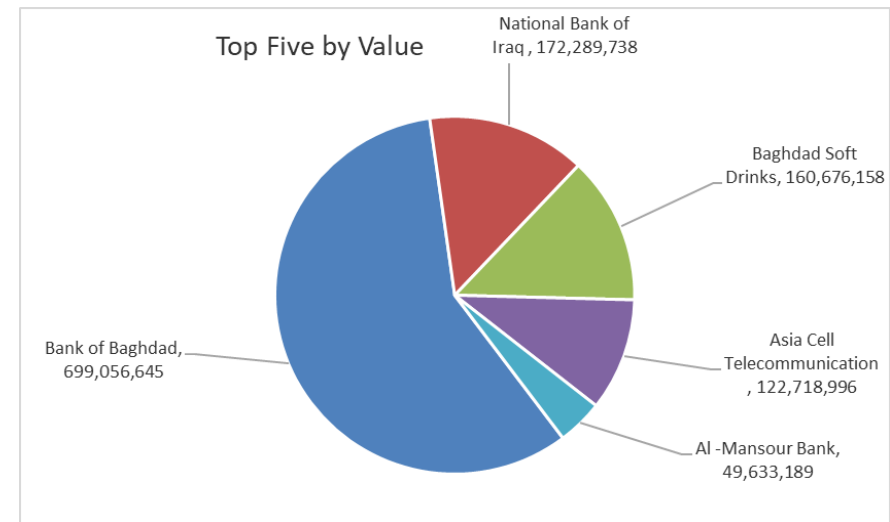
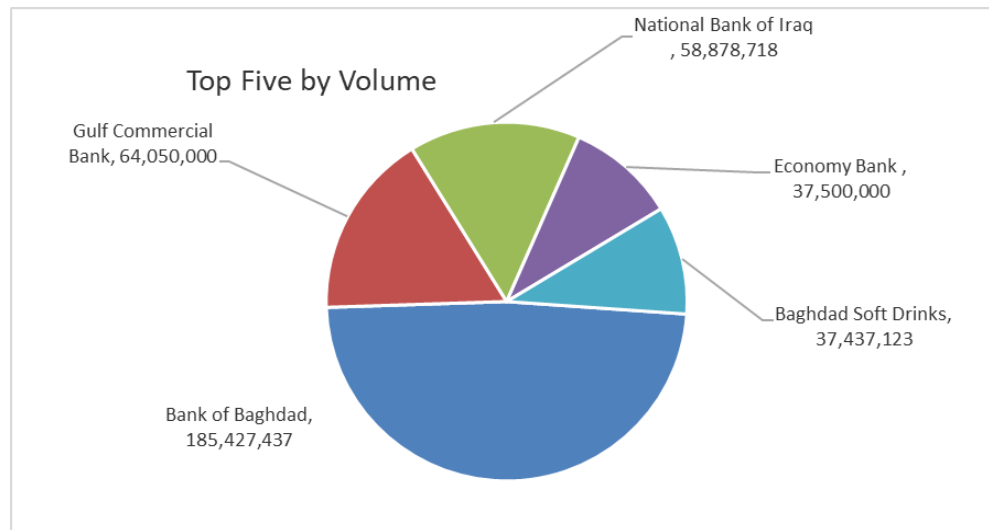
| Company Name | Closing Price | Change (%) | Traded Volume |
|----------------------------------|---------------|------------|---------------|
| Metallic Industries and Bicycles | 1.900 | -13.64 | 12,000 |
| International Islamic Bank | 0.560 | -9.68 | 1,600,000 |
| Ashour Hotel | 17.600 | -2.22 | 50,000 |
| Kharkh Tour Amuzement City | 4.600 | -2.13 | 1,820,000 |
| Mamoura Realestate Investment | 7.050 | -2.08 | 1,250,000 |

Traded Volume

| Company Name | Closing Price | Change (%) | Traded Volume |
|-----------------------|---------------|------------|---------------|
| Bank of Baghdad | 3.860 | 4.04 | 185,427,437 |
| Gulf Commercial Bank | 0.190 | 0.00 | 64,050,000 |
| National Bank of Iraq | 2.980 | 2.76 | 58,878,718 |
| Economy Bank | 0.200 | 0.00 | 37,500,000 |
| Baghdad Soft Drinks | 4.300 | 0.23 | 37,437,123 |

Traded Value

| Company Name | Closing Price | Change (%) | Traded Value |
|-----------------------------|---------------|------------|--------------|
| Bank of Baghdad | 3.860 | 4.04 | 699,056,645 |
| National Bank of Iraq | 2.980 | 2.76 | 172,289,738 |
| Baghdad Soft Drinks | 4.300 | 0.23 | 160,676,158 |
| Asia Cell Telecommunication | 9.530 | 1.38 | 122,718,996 |
| Al -Mansour Bank | 1.430 | 0.00 | 49,633,189 |



Regular Market Bulletin No (73)



| Company Name | Code | opening Price | highest price | lowest price | Average price | Prev Average price | Closing Price | prev closing price | change (%) | No.of Trades | Traded Volume | Traded Value |
|------------------------------------|------|---------------|---------------|--------------|---------------|--------------------|---------------|--------------------|------------|--------------|--------------------|----------------------|
| Banks Sector | | | | | | | | | | | | |
| Ashur International Bank | BASH | 0.320 | 0.320 | 0.320 | 0.320 | 0.320 | 0.320 | 0.320 | 0.00 | 7 | 7,000,000 | 2,240,000 |
| Bank of Baghdad | BBOB | 3.710 | 3.860 | 3.710 | 3.770 | 3.700 | 3.860 | 3.710 | 4.04 | 202 | 185,427,437 | 699,056,645 |
| Commercial Bank of Iraq | BCOI | 0.840 | 0.840 | 0.830 | 0.830 | 0.830 | 0.830 | 0.840 | -1.19 | 5 | 9,422,222 | 7,821,444 |
| Economy Bank | BEFI | 0.200 | 0.200 | 0.200 | 0.200 | 0.200 | 0.200 | 0.200 | 0.00 | 6 | 37,500,000 | 7,500,000 |
| Gulf Commercial Bank | BGUC | 0.190 | 0.190 | 0.190 | 0.190 | 0.190 | 0.190 | 0.190 | 0.00 | 26 | 64,050,000 | 12,169,500 |
| Investment Bank of Iraq | BIBI | 0.370 | 0.370 | 0.370 | 0.370 | 0.370 | 0.370 | 0.370 | 0.00 | 8 | 8,590,796 | 3,178,595 |
| Iraqi Islamic Bank | BIIB | 1.100 | 1.110 | 1.100 | 1.100 | 1.090 | 1.110 | 1.110 | 0.00 | 14 | 9,387,541 | 10,356,510 |
| Middle East Bank | BIME | 0.110 | 0.110 | 0.110 | 0.110 | 0.110 | 0.110 | 0.110 | 0.00 | 3 | 5,000,000 | 550,000 |
| Al -Mansour Bank | BMNS | 1.420 | 1.430 | 1.420 | 1.430 | 1.420 | 1.430 | 1.430 | 0.00 | 31 | 34,711,066 | 49,633,189 |
| National Bank of Iraq | BNOI | 2.900 | 2.980 | 2.900 | 2.930 | 2.860 | 2.980 | 2.900 | 2.76 | 123 | 58,878,718 | 172,289,738 |
| Sumer Commerical Bank | BSUC | 0.100 | 0.100 | 0.100 | 0.100 | 0.100 | 0.100 | 0.100 | 0.00 | 4 | 31,000,000 | 3,100,000 |
| Al-Taif Islamic Bank | BTIB | 0.710 | 0.710 | 0.710 | 0.710 | 0.720 | 0.710 | 0.720 | -1.39 | 4 | 1,139,410 | 808,981 |
| United Bank | BUND | 0.080 | 0.080 | 0.080 | 0.080 | 0.080 | 0.080 | 0.080 | 0.00 | 1 | 10,000,000 | 800,000 |
| Union Bank of Iraq | BUOI | 0.250 | 0.250 | 0.250 | 0.250 | 0.280 | 0.250 | 0.250 | 0.00 | 2 | 680,702 | 170,176 |
| Total Of Banks Sector | | | | | | | | | | 436 | 462,787,892 | 969,674,778 |
| Telecommunication Sector | | | | | | | | | | | | |
| Asia Cell Telecommunication | TASC | 9.400 | 9.530 | 9.300 | 9.430 | 9.390 | 9.530 | 9.400 | 1.38 | 75 | 13,013,477 | 122,718,996 |
| Total Of Telecommunication | | | | | | | | | | 75 | 13,013,477 | 122,718,996 |
| Insurance Sector | | | | | | | | | | | | |
| Dar Al-Salam for Insurance | NDSA | 0.710 | 0.710 | 0.710 | 0.710 | 0.670 | 0.710 | 0.670 | 5.97 | 1 | 8,000,000 | 5,680,000 |
| Total Of Insurance Sector | | | | | | | | | | 1 | 8,000,000 | 5,680,000 |
| Services Sector | | | | | | | | | | | | |
| Baghdad -Iraq Transportatio | SBPT | 36.000 | 37.000 | 36.000 | 36.730 | 36.000 | 37.000 | 36.000 | 2.78 | 12 | 370,000 | 13,590,000 |
| Kharkh Tour Amuzement Cit | SKTA | 4.600 | 4.600 | 4.600 | 4.600 | 4.700 | 4.600 | 4.700 | -2.13 | 13 | 1,820,000 | 8,372,000 |
| Al-Mosul for funfairs | SMOF | 9.000 | 9.000 | 9.000 | 9.000 | 9.040 | 9.000 | 9.000 | 0.00 | 2 | 20,000 | 180,000 |
| Mamoura Realestate Invest | SMRI | 7.150 | 7.150 | 7.000 | 7.030 | 7.140 | 7.050 | 7.200 | -2.08 | 11 | 1,250,000 | 8,793,500 |
| Al-Nukhba for construction | SNUC | 0.670 | 0.670 | 0.670 | 0.670 | 0.650 | 0.670 | 0.650 | 3.08 | 26 | 2,864,293 | 1,919,076 |
| Total Of Services Sector | | | | | | | | | | 64 | 6,324,293 | 32,854,576 |
| Industry Sector | | | | | | | | | | | | |
| Baghdad Soft Drinks | IBSD | 4.290 | 4.300 | 4.270 | 4.290 | 4.280 | 4.300 | 4.290 | 0.23 | 54 | 37,437,123 | 160,676,158 |
| Iraqi Marketing Date | IIDP | 1.610 | 1.620 | 1.610 | 1.620 | 1.610 | 1.620 | 1.610 | 0.62 | 3 | 200,000 | 323,500 |
| Iraqi For Tufted Carpets | IITC | 14.520 | 14.520 | 14.520 | 14.520 | 14.520 | 14.520 | 14.520 | 0.00 | 1 | 66,546 | 966,248 |
| Al-Kindi of Veterinary Vaccin | IKLV | 1.600 | 1.600 | 1.600 | 1.600 | 1.600 | 1.600 | 1.600 | 0.00 | 2 | 985,000 | 1,576,000 |
| Metallic Industries and Bicy | IMIB | 1.900 | 1.900 | 1.900 | 1.900 | 2.180 | 1.900 | 2.200 | -13.64 | 1 | 12,000 | 22,800 |
| Modern Sewing | IMOS | 10.000 | 10.000 | 10.000 | 10.000 | 9.010 | 10.000 | 9.000 | 11.11 | 1 | 20,000 | 200,000 |
| Ready Made Clothes | IRMC | 3.900 | 3.900 | 3.900 | 3.900 | 3.820 | 3.900 | 3.820 | 2.09 | 1 | 8,000 | 31,200 |
| Total Of Industry Sector | | | | | | | | | | 63 | 38,728,669 | 163,795,906 |
| Hotels Sector | | | | | | | | | | | | |
| Baghdad Hotel | HBAG | 11.250 | 11.250 | 11.250 | 11.250 | 11.250 | 11.250 | 11.250 | 0.00 | 4 | 580,000 | 6,525,000 |
| Ishtar Hotel | HISH | 9.240 | 9.250 | 9.240 | 9.250 | 9.250 | 9.240 | 9.250 | -0.11 | 6 | 2,600,000 | 24,039,000 |
| Al-Mansour Hotel | HMAN | 45.000 | 45.000 | 45.000 | 45.000 | 42.030 | 45.000 | 43.120 | 4.36 | 12 | 990,310 | 44,563,950 |
| Total Of Hotels Sector | | | | | | | | | | 22 | 4,170,310 | 75,127,950 |
| Agriculture Sector | | | | | | | | | | | | |
| Iraqi for Seed Production | AISP | 8.800 | 8.810 | 8.750 | 8.790 | 8.810 | 8.800 | 8.800 | 0.00 | 34 | 3,883,672 | 34,139,807 |
| Total Of Agriculture Sector | | | | | | | | | | 34 | 3,883,672 | 34,139,807 |
| Total Of Regular | | | | | | | | | | 695 | 536,908,313 | 1,403,992,012 |

Non Regular Market Bulletin No (73)

| Company Name | Code | opening Price | highest price | lowest price | Average price | Prev Average price | Closing Price | prev closing price | change (%) | No.of Trades | Traded Volume | Traded Value |
|---------------------------------|------|---------------|---------------|--------------|---------------|--------------------|---------------|--------------------|------------|--------------|---------------|--------------|
| Banks Sector | | | | | | | | | | | | |
| International Islamic Bank | BINT | 0.550 | 0.560 | 0.550 | 0.550 | 0.620 | 0.560 | 0.620 | -9.68 | 14 | 1,600,000 | 886,000 |
| Total Of Banks Sector | | | | | | | | | | 14 | 1,600,000 | 886,000 |
| Industry Sector | | | | | | | | | | | | |
| Fallujah for construction Ma | IFCM | 3.680 | 3.690 | 3.650 | 3.670 | 3.680 | 3.650 | 3.650 | 0.00 | 6 | 1,450,000 | 5,317,500 |
| Total Of Industry Sector | | | | | | | | | | 6 | 1,450,000 | 5,317,500 |
| Hotels Sector | | | | | | | | | | | | |
| Ashour Hotel | HASH | 17.600 | 17.600 | 17.600 | 17.600 | 18.000 | 17.600 | 18.000 | -2.22 | 1 | 50,000 | 880,000 |
| Total Of Banks Sector | | | | | | | | | | 1 | 50,000 | 880,000 |
| Total Of Non Regular | | | | | | | | | | 21 | 3,100,000 | 7,083,500 |

Undisclosed Platform Companies Bulletin (73)

| Company Name | Code | opening Price | highest price | lowest price | Average price | Prev Average price | Closing Price | prev closing price | change (%) | No.of Trades | Traded Volume | Traded Value |
|---------------------------------|------|---------------|---------------|--------------|---------------|--------------------|---------------|--------------------|------------|--------------|---------------|---------------|
| Industry Sector | | | | | | | | | | | | |
| Al-Hilal Industries | IHLI | 1.000 | 1.000 | 1.000 | 1.000 | 0.990 | 1.000 | 0.990 | 1.01 | 4 | 2,460,000 | 2,460,000 |
| Iraqi Carton Manufacturies | IICM | 1.150 | 1.150 | 1.150 | 1.150 | 1.170 | 1.150 | 1.170 | -1.71 | 2 | 6,181,393 | 7,108,602 |
| Modern Construction Mater | IMCM | 0.660 | 0.660 | 0.660 | 0.660 | 0.660 | 0.660 | 0.660 | 0.00 | 1 | 1,466 | 968 |
| Total Of Industry Sector | | | | | | | | | | 7 | 8,642,859 | 9,569,570 |
| Total of un disclosed | | | | | | | | | | 7 | 8,642,859 | 9,569,570 |
| Grand Total | | | | | | | | | | 723 | 548,651,172 | 1,420,645,082 |



Not Trading Bonds Bulletin

| Bond type | Publish type | Code | last trading price | immortilize date |
|----------------------------|--|------|--------------------|------------------|
| Banaa Bonds / million ID | First | CB10 | 1030000 | 10/12/2025 |
| Banaa Bonds / million ID | second | CB20 | 964981 | 19/12/2025 |
| Amara Bonds /500 thousand | First | CB25 | — | 9/10/2025 |
| Amara Bonds /Million ID | First | CB30 | 984000 | 9/10/2027 |
| Amara Bonds /500 thousand | Second | CB35 | — | — |
| Amara Bonds /Million ID | Second | CB40 | — | — |
| Amara Bonds /Third publish | according to ISC and BOG decision list and trade Amara Third publish , start deposit from 28/3/2024 and first trading will be on Wednesday 21/4/2024 | | | |

Iraq Stock Exchange



Trading Session Thursday 18/4/2024

Not Trading OTC

| Company Name | Code | Previous Average price |
|------------------|------|------------------------|
| Rabee Securities | FRSE | — |
| Karmal Brokerage | FKSX | 10.000 |

Iraq Stock Exchange
Non Iraqis' Bulletin Thursday April 18 2024
Regular Market



Non Iraqi Trading of Regular Market (Buy)

| Company Names | Code | No.of trades | Traded Shares | Trading Volume |
|--------------------------|------|--------------|-------------------|--------------------|
| Banks Sector | | | | |
| Bank Of Baghdad | BBOB | 46 | 36,972,637 | 140,330,013 |
| Al-Mansour Bank | BMNS | 1 | 87,412 | 124,999 |
| Total Bank sector | | 47 | 37,060,049 | 140,455,012 |
| Grand Total | | 47 | 37,060,049 | 140,455,012 |

Non Iraqi Trading of Regular Market (Sell)

| Company Names | Code | No.of trades | Traded Shares | Trading Volume |
|------------------------------|------|--------------|-------------------|--------------------|
| Banks Sector | | | | |
| Bank Of Baghdad | BBOB | 24 | 32,000,000 | 119,800,000 |
| Union Bank of Iraq | BUOI | 2 | 680,702 | 170,176 |
| Total Bank sector | | 26 | 32,680,702 | 119,970,176 |
| Services Sector | | | | |
| Mamoura Realestate | SMRI | 3 | 200,000 | 1,412,000 |
| Total Services sector | | 3 | 200,000 | 1,412,000 |
| Grand Total | | 29 | 32,880,702 | 121,382,176 |

Iraq Stock Exchange non trading companies on Thursday 18/4/2024

| Company Names | Code | Previous Average Price | Closing Price |
|---|------|------------------------|---------------|
| Banking Sector | | | |
| Cihan Islamic Bank | BCIH | 2.200 | 2.200 |
| Asia Al Iraq Islamic Bank | BAIB | 0.900 | 0.900 |
| Kurdistan International Bank | BKUI | 0.760 | 0.770 |
| Elaf Islamic Bank | BELF | 0.550 | 0.550 |
| Mosul Bank For Investment | BMFI | 0.200 | 0.200 |
| National Islamic Bank | BNAI | 0.570 | 0.570 |
| Telecommunication Sector | | | |
| Al-Khatem Telecoms | TZNI | 2.420 | 2.420 |
| Insurance Sector | | | |
| Al-Ameen for Insurance | NAME | 0.710 | 0.700 |
| Gulf Insurance | NGIR | 0.400 | 0.400 |
| Services Sector | | | |
| Rehab Karbala | HKAR | 0.820 | 0.820 |
| Industry Sector | | | |
| Iraqi Engineering Works | IIEW | 4.500 | 4.500 |
| Al-Mansour Pharmaceuticals | IMAP | 1.930 | |
| Al -Khazer Road for Construction Material | IKHC | 3.000 | 3.000 |
| Hotels Sector | | | |
| Babylon Hotel | HBAY | 110.000 | 110.000 |
| Tourist Village of Mosul dam | HTVM | 11.000 | 11.000 |
| Agriculture Sector | | | |
| Agricultural Products Meat | AIPM | 5.000 | 5.000 |
| Middle East for Production- Fish | AMEF | 7.300 | 7.300 |
| Iraqi Agricultural Products | AIRP | 19.500 | 19.500 |
| Modern for Animal Production | AMAP | 0.550 | 0.550 |
| Al-Ahlyia agricultural production | AAHP | 0.950 | 0.950 |
| Company Names | Code | Previous Average Price | Closing Price |
| Banks Sector | | | |
| World Islamic Bank | BWOR | 1.000 | 1.000 |
| Zain Al-Iraq Islamic Bank | BZII | 0.340 | 0.340 |
| Al-Qurtas Islamic Bank | BQUR | 1.000 | 1.000 |
| Arabiya Islamic Bank | BAAI | 1.000 | 1.000 |
| Al Janoob Islamic Bank Investment | BJAB | 1.000 | 1.000 |
| Region Trade Bank | BRTB | 1.000 | 1.000 |
| Erbil Bank | BERI | 0.110 | 0.110 |
| Ameen Al Iraq Islamic Bank | BAME | 1.000 | 1.000 |
| International Development Bank | BIDB | 1.000 | 1.000 |
| Al- Qabidh Islamic Bank | BQAB | 0.240 | 0.240 |
| Al Anssari Islamic Bank | BANS | 1.000 | 1.000 |
| Iraq Noor Islamic Bank | BINI | 1.050 | 1.050 |
| AL- Mashreq al-Arabi Islamic Bank | BAMS | - | - |
| Trans Iraq Bank for Investment | BTRI | 0.650 | 0.650 |
| Erbil Bank | BERI | 0.110 | 0.110 |
| Trust International Islamic Bank | BTRU | 0.750 | 0.750 |
| Al Mustashar Bank | BMUI | 1.000 | 1.000 |
| Credit Bank | BROI | 1.060 | 1.060 |
| Al Attaa Islamic Bank | BLAD | 0.130 | 0.130 |
| Insurance Sector | | | |
| Alahliya For Insurance | NAHF | 0.330 | 0.330 |
| Al -Hamraa Insurance | NHAM | 0.700 | 0.700 |
| Investment Sector | | | |
| Al-Zawraa for Finanical Investment | VZAF | 0.180 | 0.180 |

| | | | |
|---|-------------|-------------------------------|----------------------|
| AL-Wiaam for Financial Investment | VWIF | 0.350 | 0.350 |
| Bain Al-Nahrain Financial Investment | VMES | 0.900 | 0.900 |
| Al-Ameen for Financial Investment | VAMF | 1.000 | 1.000 |
| Services Sector | | | |
| Ibdaa Al-Sharq Al-Awsat | SIBD | 1.000 | 1.000 |
| Al-Ameen Estate Investment | SAEI | 2.920 | 2.920 |
| Industry Sector | | | |
| Baghdad for Packing Materials | IBPM | 2.800 | 2.800 |
| National Furniture Industries | IHFI | 2.610 | 2.610 |
| Modern chemical industries | IMCI | 100.000 | 100.000 |
| Agriculture Sector | | | |
| Al-Ribas for Poultry and Fodder | AREB | – | – |
| Company Names | Code | Previous Average Price | Closing Price |
| Banks Sector | | | |
| Babylon Bank | BBAY | 0.070 | 0.070 |
| Services Sector | | | |
| AL-Badia for General Trans | SBAG | 0.600 | 0.600 |
| General Transportation | SIGT | 0.990 | 0.990 |
| IndustrySector | | | |
| Electronic Industries | IELI | 0.760 | 0.760 |
| National Chemical &Plastic | INCP | 1.850 | 1.850 |
| The Light Industries | ITLI | 0.700 | 0.700 |
| Investment Sector | | | |
| AL- Batek Investment | VBAT | 0.370 | 0.370 |
| Alkhair for financial Investment | VKHF | 0.190 | 0.190 |
| Hotels Sector | | | |
| Al-Sadeer Hotel | HSAD | 27.000 | 27.000 |
| Palestine Hotel | HPAL | 22.020 | 22.000 |

Iraq Stock Exchange Suspended Companies

| | | |
|------------------------------|------------|---|
| Al-Rajih Islamic Bank (BRAJ) | 9/19/2021 | The trading suspended for not produce the Annual disclosure for 2020 at closing price (1.000) ID. |
| North Bank (BNOR) | 31/10/2022 | The trading suspended by ISC decision at closing price (0.070) ID. |

Iraq Stock Exchange News of listed companies Thursday 18/4/2024

Companies News

| | |
|--|--|
| Credit Bank (BROI) | General Assembly Meeting will be hold on Thursday 2/5/2024 at the company to discuss financial statement of 2023 , cash dividend , increasing in company capital according to first , second /55, elect new board of Administration council . Trading has been suspend on Thursday 25/4/2024 . |
| out of trading | |
| Babil Animal&vegetable Products (ABAP) | General Assembly Meeting will be hold on Monday 11/12/2023 at theAl Jadriya to discuss financial statement of 2021,2022 , cash dividend , discuss the deficit Trading has been suspend on Thursday 7/12/2023 . |
| Iraqi Land Transport (SILT) | General Assembly Meeting will be hold on Wednesday 6/3/2024 at the Trade Ministry VIP Hall to resign the current board of Administration and elect new five board of Administration .Trading has been suspend on Sunday 3/3/2024. |
| Arabiya Islamic Bank (BAAI) | General Assembly Meeting will be hold on Saturday 19/4/2024 at Erbil Hotel to cancel the previous decision concern the increaing in company capital from (250) billion to (300) billion . Trading has been suspend on Tuesday 16/4/2024 . |
| National for Tourist Investment(HNTI) | General Assembly Meeting will be hold on Sunday 21/4/2024 at the company to discuss financial statement of 2022 , cash dividend. Trading has been suspend on Tuesday 16/4/2024 . |