

# Iraq Stock Exchange

Bulletin No (104)



سوق العراق للأوراق المالية  
IRAQ STOCK EXCHANGE

## ISX Trading Indices of Wednesday 17/6/2026

Traded Volume and OTC	8,358,239,443
-----------------------	---------------

Traded Value and OTC	9,102,088,900
----------------------	---------------

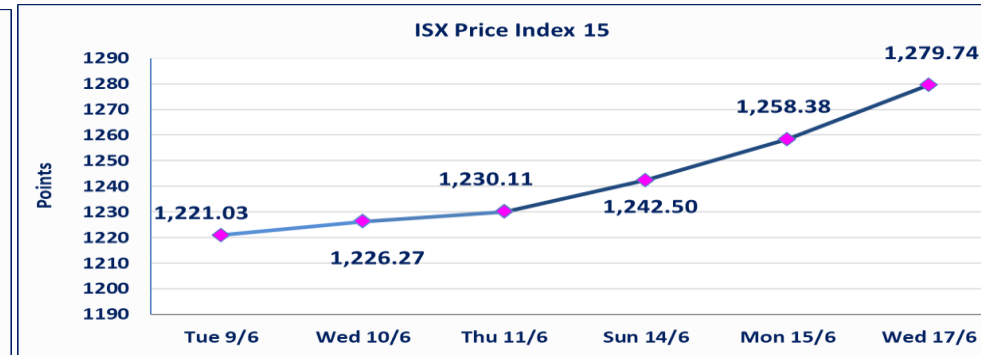
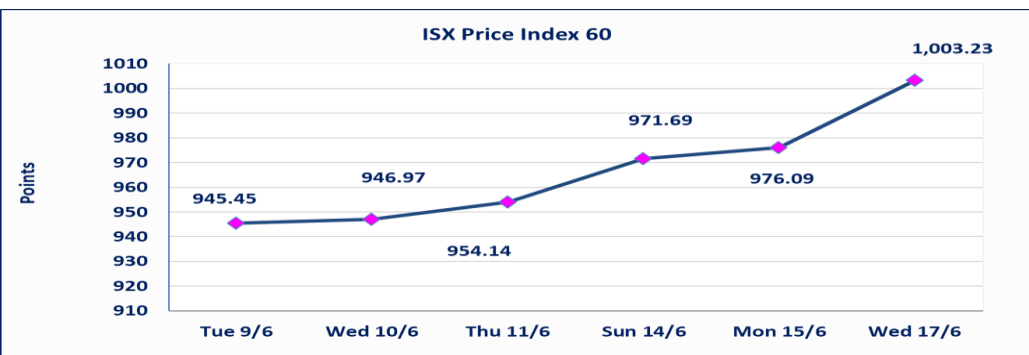
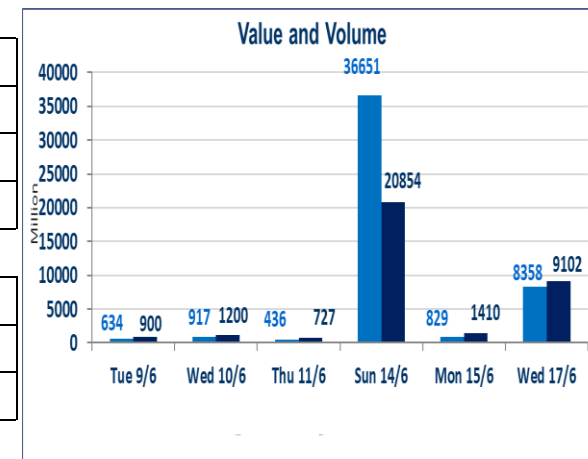
Traders	1371
---------	------

ISX Index 60	1003.23
Previous ISX Index60	976.09
Change %	2.78
Change	27.14

ISX Index 15	1279.74
Previous ISX Index15	1258.38
Change %	1.70
Change	21.36

Listed Companies	103	OTC	14
Traded Listed Companies	52	OTC	0
GAM Companies	6		
Suspended Companies	11		

Non Traded listed	34	OTC	14
Higher Companies	25		
Lower Companies	4		



<b>special orders</b>	Elaf Brokerage Company executed a deliberate cross order on the shares of Al Qurtas Bank Company with a number of shares (7,760,000,000) shares with a value of (7,760,000,000) dinars, during the additional session time (after 1 pm) in accordance with the procedures for executing large transactions.
-----------------------	---

## ISX top gaining and losing companies

Wednesday 17/6/2026

### Gainers

Company Name	Closing Price	Change (%)	Traded Volume
United Bank	0.060	20.00	36,550,000
Mosul Bank For Investment	0.140	7.69	1,078,102
Bank of Baghdad	2.830	6.79	79,555,426
Kharkh Tour Amuzement City	4.800	6.67	246,979
The Light Industries	1.330	6.40	6,680,121

### Losers

Company Name	Closing Price	Change (%)	Traded Volume
Mansour Hotel	60.000	-3.23	18,687
Al-Khatam Telecom	4.150	-2.12	2,542,996
Al-Kindi of Veterinary Vaccines	2.740	-1.79	397,014
Commercial Islamic Bank of Iraq	0.660	-1.49	9,500,000

## The most active companies in term of traded volume and value

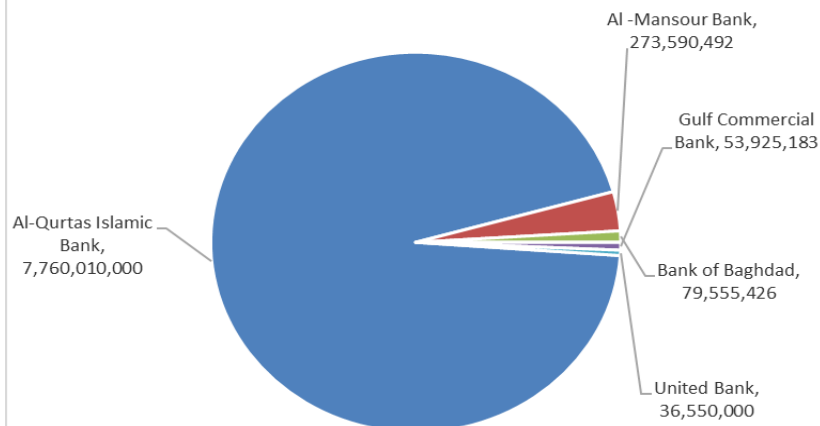
### Traded Volume

Company Name	Closing Price	Change (%)	Traded Volume
Al-Qurtas Islamic Bank	1.000	0.00	7,760,010,000
Al -Mansour Bank	1.840	1.66	273,590,492
Bank of Baghdad	2.830	6.79	79,555,426
Gulf Commercial Bank	0.360	2.86	53,925,183
United Bank	0.060	20.00	36,550,000

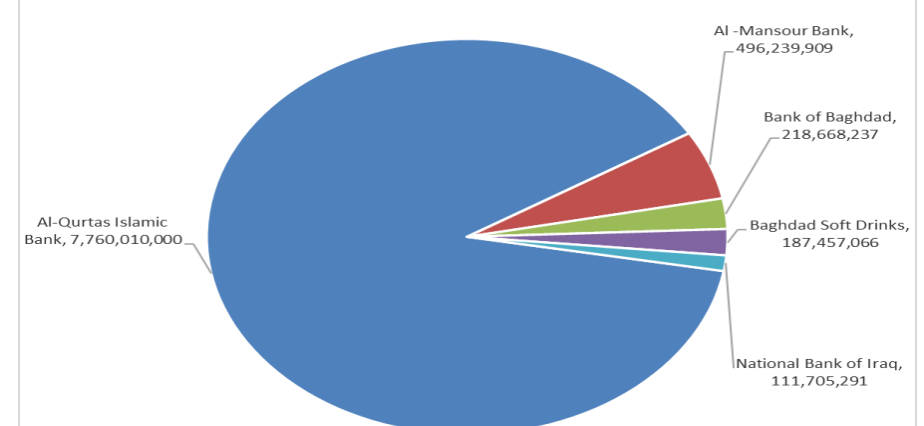
### Traded Value

Company Name	Closing Price	Change (%)	Traded Value
Al-Qurtas Islamic Bank	1.000	0.00	7,760,010,000
Al -Mansour Bank	1.840	1.66	496,239,909
Bank of Baghdad	2.830	6.79	218,668,237
Baghdad Soft Drinks	6.900	3.92	187,457,066
National Bank of Iraq	4.040	0.50	111,705,291

Top Five by Volume



Top Five by Value



## Regular Market Bulletin No (104)



Company Name	Code	opening Price	highest price	lowest price	Average price	Prev Average price	Closing Price	prev closing price	change (%)	No.of Trades	Traded Volume	Traded Value
<b>Banks Sector</b>												
Ashur International Bank	BASH	0.260	0.260	0.260	0.260	0.260	0.260	0.260	0.00	7	4,483,660	1,165,752
Bank of Baghdad	BBOB	2.650	2.840	2.650	2.750	2.670	2.830	2.650	6.79	242	79,555,426	218,668,237
Commercial Islamic Bank of Iraq	BCOI	0.670	0.670	0.660	0.670	0.670	0.660	0.670	-1.49	13	9,500,000	6,322,888
Economy Bank	BEFI	0.230	0.230	0.230	0.230	0.230	0.230	0.230	0.00	2	264,828	60,910
Elaf Islamic Bank	BELF	0.240	0.240	0.240	0.240	0.240	0.240	0.240	0.00	1	11,000	2,640
Gulf Commercial Bank	BGUC	0.350	0.360	0.350	0.360	0.350	0.360	0.350	2.86	20	53,925,183	19,411,604
Investment Bank of Iraq	BIBI	0.250	0.250	0.250	0.250	0.240	0.250	0.240	4.17	3	5,400,000	1,350,000
Iraqi Islamic Bank	BIIB	1.070	1.080	1.070	1.070	1.070	1.070	1.070	0.00	18	5,728,051	6,129,731
Middle East Bank	BIME	0.080	0.080	0.080	0.080	0.080	0.080	0.080	0.00	2	6,558,307	524,665
Kurdistan International Bank	BKUI	1.200	1.210	1.200	1.200	1.200	1.210	1.200	0.83	3	51,000	61,210
Mosul Bank For Investment	BMFI	0.140	0.140	0.140	0.140	0.130	0.140	0.130	7.69	2	1,078,102	150,934
Al -Mansour Bank	BMNS	1.810	1.840	1.800	1.810	1.800	1.840	1.810	1.66	171	273,590,492	496,239,909
National Bank of Iraq	BNOI	4.020	4.060	4.020	4.030	4.020	4.040	4.020	0.50	113	27,692,601	111,705,291
Sumer Commercial Bank	BSUC	0.190	0.200	0.190	0.190	0.190	0.200	0.190	5.26	13	11,497,438	2,195,277
Al-Taif Islamic Bank	BTIB	0.910	0.910	0.900	0.900	0.840	0.900	0.900	0.00	4	46,772	42,242
United Bank	BUND	0.050	0.060	0.050	0.050	0.050	0.060	0.050	20.00	35	36,550,000	1,839,460
<b>Total of Banks Sector</b>										649	515,932,860	865,870,751
<b>Telecommunication Sector</b>												
Asia Cell Telecommunication	TASC	16.800	16.900	16.800	16.880	16.720	16.900	16.800	0.60	123	6,330,667	106,841,552
Al-Khatam Telecom	TZNI	4.230	4.230	4.100	4.140	4.530	4.150	4.240	-2.12	64	2,542,996	10,530,356
<b>Total of Telecommunication Sector</b>										187	8,873,663	117,371,909
<b>Insurance Sector</b>												
Al-Ameen for Insurance	NAME	0.900	0.900	0.900	0.900	0.900	0.900	0.900	0.00	8	1,160,919	1,044,827
<b>Total of Insurance Sector</b>										8	1,160,919	1,044,827
<b>Service Sector</b>												
Baghdad -Iraq Transportation	SBPT	22.300	22.500	22.300	22.440	22.300	22.500	22.300	0.90	12	72,410	1,624,791
Kharkh Tour Amuzement City	SKTA	4.850	4.850	4.800	4.800	4.500	4.800	4.500	6.67	6	246,979	1,185,540
Al-Mosul for funfairs	SMOF	7.010	7.010	7.010	7.010	7.000	7.010	7.000	0.14	1	5,454	38,233
Mamoura Realestate	SMRI	3.630	3.770	3.630	3.720	3.650	3.720	3.630	2.48	63	3,850,010	14,334,202
Rehab Karbalaa	HKAR	0.550	0.550	0.550	0.550	0.550	0.550	0.550	0.00	1	40,000	22,000
<b>Total of Service Sector</b>										83	4,214,853	17,204,765
<b>Industrial Sector</b>												
Baghdad Soft Drinks	IBSD	6.640	6.950	6.640	6.780	6.640	6.900	6.640	3.92	150	27,634,308	187,457,066
Iraqi For Tufted Carpets	IITC	20.750	22.000	20.750	21.980	20.590	22.000	20.750	6.02	6	118,402	2,603,060
Al-Kindi of Veterinary Vaccines	IKLV	2.790	2.850	2.740	2.770	2.750	2.740	2.790	-1.79	19	397,014	1,097,830
Al-Mansour Pharmaceuticals Ind	IMAP	2.650	2.670	2.650	2.650	2.600	2.650	2.650	0.00	47	9,475,735	25,156,982
Metallic Industries and Bicycles	IMIB	2.000	2.000	2.000	2.000	2.000	2.000	2.000	0.00	2	5,757,424	11,514,848
Modern Sewing	IMOS	5.410	5.410	5.410	5.410	5.400	5.410	5.400	0.19	8	174,804	945,690
<b>Total of Industrial Sector</b>										232	43,557,687	228,775,476
<b>Hotels Sector</b>												
Baghdad Hotel	HBAG	12.310	12.800	11.750	12.000	12.250	12.400	12.310	0.73	25	1,358,557	16,306,110
Ishtar Hotels	HISH	9.180	9.300	9.180	9.240	9.140	9.250	9.180	0.76	10	502,177	4,641,085
Mansour Hotel	HMAN	62.000	62.000	60.000	60.290	64.060	60.000	62.000	-3.23	8	18,687	1,126,718
<b>Total of Hotels Sector</b>										43	1,879,421	22,073,913
<b>Agricultural Sector</b>												
Al-Ahlyia agricultural production	AAHP	2.110	2.110	2.110	2.110	2.110	2.110	2.110	0.00	1	473	998
Babil Animal & Vegetable Produ	ABAP	9.250	9.250	9.000	9.050	9.010	9.000	9.000	0.00	6	53,371	482,839
Agricultural Products Meat	AIPM	5.220	5.420	5.220	5.300	5.050	5.300	5.250	0.95	13	924,373	4,902,708
<b>Total of Agricultural Sector</b>										20	978,217	5,386,545
<b>Total Of Regular</b>										1,222	576,597,620	1,257,728,186

**Second Platform Market Bulletin No (104)**



Company Name	Code	opening Price	highest price	lowest price	Average price	Prev Average price	Closing Price	prev closing price	change (%)	No.of Trades	Traded Volume	Traded Value
<b>Banks Sector</b>												
International Islamic Bank	BINT	0.200	0.240	0.200	0.200	0.100	0.200	0.200	0.00	7	1,139,597	228,437
Al-Ataa Islamic Bank	BLAD	0.100	0.100	0.100	0.100	0.200	0.100	0.100	0.00	1	199	20
Al-Qurtas Islamic Bank	BQUR	1.000	1.000	1.000	1.000	1.000	1.000	1.000	0.00	6	7,760,010,000	7,760,010,000
Credit Bank Of Iraq	BROI	0.580	0.580	0.560	0.560	0.570	0.560	0.560	0.00	7	2,229,624	1,250,635
<b>Total of Banks Sector</b>										<b>21</b>	<b>7,763,379,420</b>	<b>7,761,489,092</b>
<b>Insurance Sector</b>												
Al-Hamraa for Insurance	NHAM	5.350	5.350	5.350	5.350	5.330	5.350	5.350	0.00	4	1,114	5,960
<b>Total of Insurance Sector</b>										<b>4</b>	<b>1,114</b>	<b>5,960</b>
<b>Service Sector</b>												
Al-Ameen Estate Investment	SAEI	1.710	1.710	1.710	1.710	1.710	1.710	1.710	0.00	3	58,130	99,402
<b>Total of Industrial Sector</b>										<b>3</b>	<b>58,130</b>	<b>99,402</b>
<b>Industrial Sector</b>												
Fallujah for construction Mater	IFCM	2.900	2.950	2.900	2.910	2.900	2.950	2.900	1.72	6	280,000	816,000
National Furniture Industries	IHFI	1.000	1.000	1.000	1.000	1.000	1.000	1.000	0.00	1	29,821	29,821
<b>Total of Industrial Sector</b>										<b>7</b>	<b>309,821</b>	<b>845,821</b>
<b>Total of Non Regular</b>										<b>35</b>	<b>7,763,748,485</b>	<b>7,762,440,275</b>
<b>Undisclosed Platform Companies Bulletin No (104)</b>												
<b>Service Sector</b>												
General Transportation	SIGT	1.700	1.700	1.700	1.700	1.720	1.700	1.600	6.25	1	30,825	52,403
<b>Total of Industrial Sector</b>										<b>1</b>	<b>30,825</b>	<b>52,403</b>
<b>Industrial Sector</b>												
Electronic Industry	IELI	1.600	1.600	1.600	1.600	1.530	1.600	1.530	4.58	2	105,000	168,000
Al-Hilal Industries	IHLI	1.650	1.650	1.650	1.650	1.650	1.650	1.650	0.00	1	30,122	49,701
Modern Construction Materials	IMCM	1.350	1.350	1.350	1.350	1.350	1.350	1.350	0.00	1	40,142	54,192
National Chemical &Plastic	INCP	1.920	1.920	1.920	1.920	1.900	1.920	1.900	1.05	1	49,318	94,691
The Light Industries	ITLI	1.250	1.430	1.250	1.320	1.250	1.330	1.250	6.40	56	6,680,121	8,786,541
<b>Total of Industrial Sector</b>										<b>61</b>	<b>6,904,703</b>	<b>9,153,124</b>
<b>Hotels Sector</b>												
Palestine Hotel	HPAL	18.590	18.650	18.590	18.620	18.530	18.590	18.590	0.00	6	33,239	618,943
<b>Total of Hotels Sector</b>										<b>6</b>	<b>33,239</b>	<b>618,943</b>
<b>Agricultural Sector</b>												
Iraqi for Seed Production	AISP	6.600	6.630	6.590	6.600	6.620	6.600	6.600	0.00	46	10,924,571	72,095,969
<b>Total of Agricultural Sector</b>										<b>46</b>	<b>10924571</b>	<b>72,095,969</b>
<b>Total of Undisclosed</b>										<b>114</b>	<b>17,893,338</b>	<b>81,920,438</b>
<b>Grand Total</b>										<b>1,371</b>	<b>8,358,239,443</b>	<b>9,102,088,900</b>

**Iraq Stock Exchange not trading companies of Wednesday 17/6/2026**

Company Names	Code	Previous Average Price	Closing Price
<b>Banks Sector</b>			
Union Bank of Iraq	BUOI	0.170	0.017
National Islamic Bank	BNAI	1.100	1.100
Asia Al Iraq Islamic Bank	BAIB	0.950	0.950
Cihan Bank for Islamic Investment&Finan	BCIH	2.200	2.200
<b>Insurance Sector</b>			
Gulf Insurance	NGIR	0.450	0.450
Dar Al-Salam for Insurance	NDSA	0.780	0.780
<b>Service Sector</b>			
AL-Nukhba for Construction	SNUC	0.710	0.710
<b>Industrial Sector</b>			
Iraqi Engineering Works	IIEW	5.600	5.600
Al -Khazer Construction Materials	IKHC	1.200	1.200
Ready Made Clothes	IRMC	2.350	2.350
<b>Hotels Sector</b>			
Babylon Hotel	HBAY	103.000	103.000
National for Tourist Investment	HNTI	8.600	8.600
<b>Agricultural Sector</b>			
Modern for Animal Production	AMAP	0.360	0.360
Middle East for Production- Fish	AMEF	5.990	5.990
Iraqi Agricultural Products	AIRP	9.000	9.000
Company Names	Code	Previous Average Price	Closing Price
<b>Banks Sector</b>			
Region Trade Bank	BRTB	1.010	1.010
Iraq Noor Islamic Bank for Investment	BINI	0.240	0.240
International Development Bank	BIDB	1.050	1.050
Al-Qabidh Islamic Bank	BQAB	0.090	0.090
AL- Mal Islamic Bank	BMAL	1.000	1.000
Al-Mashreq Al-Arabi Islamic Bank	BAMS	0.850	0.850
Arab Islamic Bank	BAAI	1.000	1.000
Al-Rajih Islamic Bank	BRAJ	1.000	1.000
Al-Mustashar Islamic Bank for Investmen	BMUI	1.000	1.000
Trust International Islamic Bank	BTRU	0.750	0.750
World Islamic Bank for Investment	BWOR	1.000	1.000
Al janoob Islamic Bank	BJAB	0.940	0.940
Ameen Al-Iraq Islamic Bank	BAME	1.000	1.000
Trans Iraq Bank Investment	BTRI	0.300	0.300
<b>Insurance Sector</b>			
Alahliya For Insurance	NAHF	0.820	0.820
<b>Investment Sector</b>			
Al-Ameen for Financial Investment	VAMF	0.690	0.690
AL-Wiaam for Financial Investment	VWIF	1.260	1.260
<b>Industrial Sector</b>			
Baghdad for Packing Materials	IBPM	2.860	2.860
Company Names	Code	Previous Average Price	Closing Price
<b>Service Sector</b>			
AL-Badia for General Trans	SBAG	1.400	1.400

**Iraq Stock Exchange**  
**Non Iraqis' Bulletin Wednesday Jun 17 2026**  
**Regular Market**



**Non Iraqi Trading of Regular Market (Buy)**

Company Names	Code	No.of trades	Traded Shares	Trading Volume
<b>Banks Sector</b>				
Bank Of Baghdad	BBOB	4	11,076,725	30,350,227
Al-Mansour Bank	BMNS	40	135,397,530	246,465,729
<b>Total Bank sector</b>		<b>44</b>	<b>146,474,255</b>	<b>276,815,956</b>
<b>Grand Total</b>		<b>44</b>	<b>146474255</b>	<b>276815956</b>

**Non Iraqi Trading of Regular Market (Sell)**

Company Names	Code	No.of trades	Traded Shares	Trading Volume
<b>Banks Sector</b>				
Bank Of Baghdad	BBOB	2	5,000,000	14,050,000
National Bank Of Iraq	BNOI	3	1,887,625	7,644,881
<b>Total Bank sector</b>		<b>5</b>	<b>6,887,625</b>	<b>21,694,881</b>
<b>Telecommunication Sector</b>				
Al-Khatem Telecoms	TZNI	11	1,500,000	6,180,000
<b>Total Telecommunication sector</b>		<b>11</b>	<b>1,500,000</b>	<b>6,180,000</b>
<b>Grand Total</b>		<b>16</b>	<b>8387625</b>	<b>27874881</b>

### Not Trading OTC Companies

Company Name	Code	Previous Average price
<b>Banks Sector</b>		
Hammurabi Commercial Bank	BHAM	—
Al-Sanam Islamic Bank	BSAN	3.000
<b>Industrial Sector</b>		
Kirkuk producing constructional materials	IKFP	2.800
<b>Money Service Sector</b>		
Rabee Securities	FRSE	9.050
Karmal Brokerage	FKSX	10.000
Iraqi Deposit Insurance Corporation	FIDI	1.000
Ishtar Gate for e-Paymant	FISH	1.000
Sama Baghdad Exchange	FSBE	—
<b>Insurance Sector</b>		
Shatt Al Arab Insurance	NSHA	1.000
Al Badia Insurance	NBAD	—
Kurdistan Insurance	NKUI	0.500
Elaf Insurance	NELF	—
Dilina Insurance Company	NDIL	—

Iraq Stock Exchange

Wednesday 17/6/2026



سوق العراق للاوراق المالية  
IRAQ STOCK EXCHANGE

## Not Trading Bonds Bulletin

Bond type	Publish type	Code	last trading price	immortilize date
Banaa Bonds /Million ID	Second	CB20	964,981	19/12/2025
Eamar Bonds /Million ID	First	CB30	1,001,095	—
Eamar Bonds /Million ID	Second	CB40	—	—
Eamar Bonds /500 Thousand ID	Third	CB45	—	—
Eamar Bonds /Million ID	Third	CB50	—	—
Injaz Bonds /500 Thousand ID	First	CB55	—	—
Injaz Bonds /Million ID	First	CB60	951,110	—
Injaz Bonds /500 Thousand ID	Second	CB65	511,000	—
Injaz Bonds /Million ID	Second	CB70	965,050	—
Injaz Bonds /500 Thousand ID	Third	CB75	—	—
Injaz Bonds /Million ID	Third	CB80	978,182	—
National Bonds/Million ID	First	CB90	—	—
National Bonds/500 Thousand ID	Second	CB95	—	—
National Bonds/Million ID	Second	CB100	—	—