

Iraq Stock Exchange

Bulletin No (86)



سوق العراق للاوراق المالية
IRAQ STOCK EXCHANGE

ISX Trading Indices of Sunday 17/5/2026

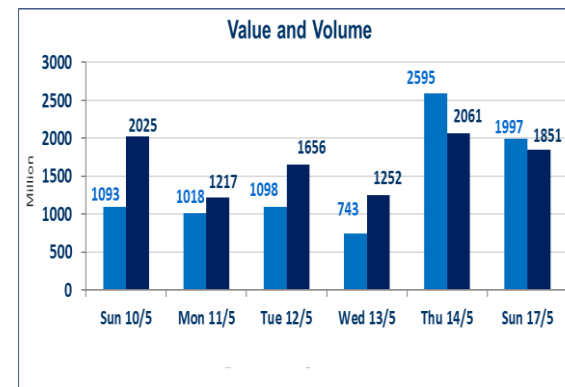
Traded Volume and OTC	1,997,292,205
-----------------------	---------------

Traded Value and OTC	1,851,090,588
----------------------	---------------

Traders	1434
---------	------

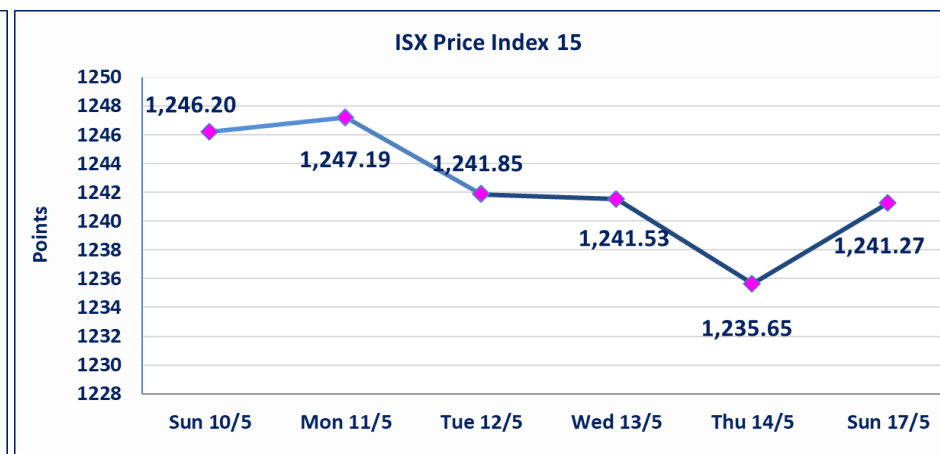
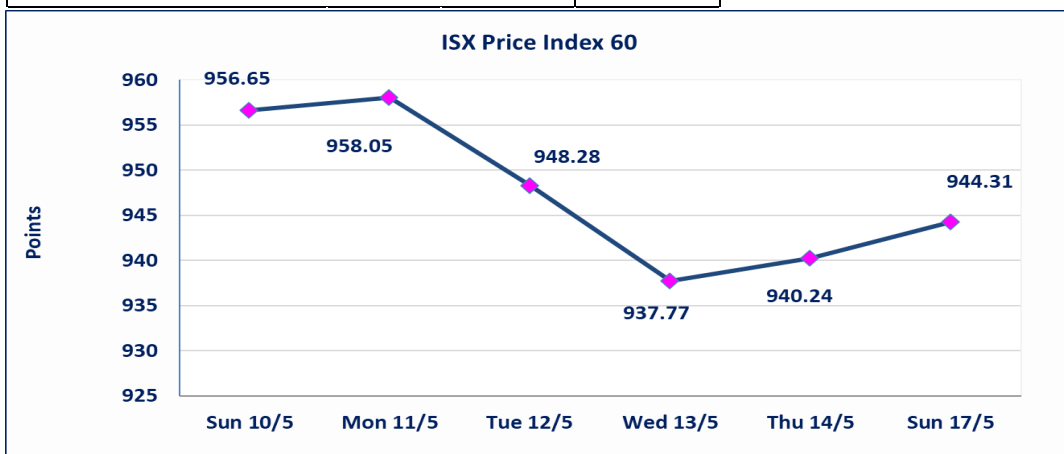
ISX Index 60	944.31
Previous ISX Index60	940.24
Change %	0.43
Change	4.07

ISX Index 15	1241.27
Previous ISX Index15	1235.65
Change %	0.45
Change	5.62



Listed Companies	104	OTC	14
Traded Listed Companies	51	OTC	1
GAM Companies	3		
Suspended Companies	8		

Non Traded listed	42	OTC	13
Higher Companies	15		
Lower Companies	8		



ISX top gaining and losing companies

Sunday 17/5/2026

Gainers

Company Name	Closing Price	Change (%)	Traded Volume
United Bank	0.060	20.00	688,771,263
Iraqi Date Processing and Market	2.290	4.57	331,689
Economy Bank	0.240	4.35	20,365,000
Investment Bank of Iraq	0.250	4.17	4,489,337
Ashur International Bank	0.260	4.00	32,034,750

Losers

Company Name	Closing Price	Change (%)	Traded Volume
General Transportation	1.570	-4.85	98,368
Al-Hamraa for Insurance	4.300	-4.44	114,856
Elaf Islamic Bank	0.240	-4.00	198,807
Iraqi Agricultural Products	9.600	-2.04	10,000
Al-Kindi of Veterinary Vaccines	2.490	-1.58	431,898

The most active companies in term of traded volume and value

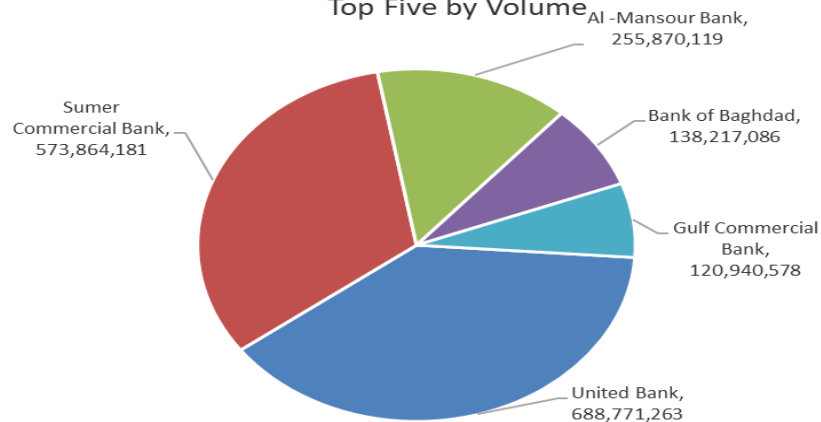
Traded Volume

Company Name	Closing Price	Change (%)	Traded Volume
United Bank	0.060	20.00	688,771,263
Sumer Commercial Bank	0.200	0.00	573,864,181
Al -Mansour Bank	1.720	0.58	255,870,119
Bank of Baghdad	2.730	-0.36	138,217,086
Gulf Commercial Bank	0.360	2.86	120,940,578

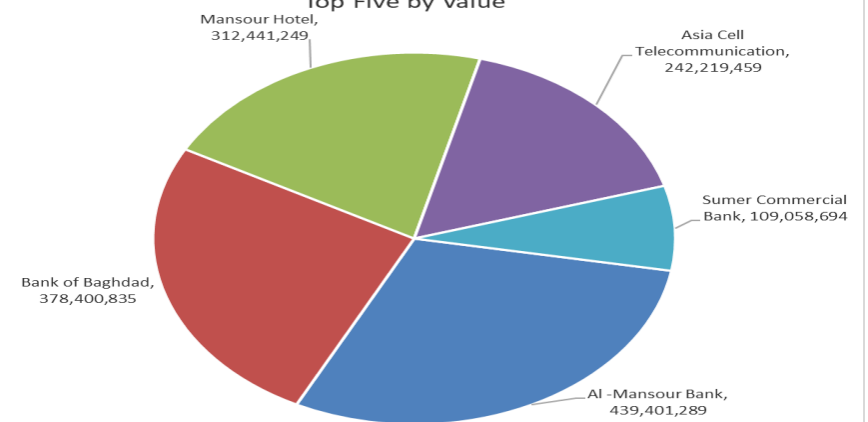
Traded Value

Company Name	Closing Price	Change (%)	Traded Value
Al -Mansour Bank	1.720	0.58	439,401,289
Bank of Baghdad	2.730	-0.36	378,400,835
Mansour Hotel	51.000	3.34	312,441,249
Asia Cell Telecommunication	17.140	1.18	242,219,459
Sumer Commercial Bank	0.200	0.00	109,058,694

Top Five by Volume



Top Five by Value



Regular Market Bulletin No (86)



Company Name	Code	opening Price	highest price	lowest price	Average price	Prev Average price	Closing Price	prev closing price	change (%)	No.of Trades	Traded Volume	Traded Value
Banks Sector												
Ashur International Bank	BASH	0.250	0.260	0.250	0.260	0.250	0.260	0.250	4.00	26	32,034,750	8,299,035
Bank of Baghdad	BBOB	2.740	2.750	2.720	2.740	2.750	2.730	2.740	-0.36	132	138,217,086	378,400,835
Commercial Islamic Bank of Iraq	BCOI	0.670	0.670	0.670	0.670	0.670	0.670	0.670	0.00	36	71,291,332	47,765,192
Economy Bank	BEFI	0.230	0.240	0.230	0.230	0.230	0.240	0.230	4.35	22	20,365,000	4,684,100
Elaf Islamic Bank	BELF	0.240	0.240	0.240	0.240	0.250	0.240	0.250	-4.00	1	198,807	47,714
Gulf Commercial Bank	BGUC	0.350	0.360	0.350	0.360	0.350	0.360	0.350	2.86	29	120,940,578	43,318,608
Investment Bank of Iraq	BIBI	0.240	0.250	0.240	0.250	0.240	0.250	0.240	4.17	9	4,489,337	1,122,258
Iraqi Islamic Bank	BIIB	1.080	1.080	1.070	1.080	1.070	1.070	1.080	-0.93	22	9,510,807	10,231,672
Middle East Bank	BIME	0.080	0.090	0.080	0.090	0.090	0.090	0.090	0.00	12	7,696,574	656,991
Mosul Bank For Investment	BMFI	0.140	0.140	0.140	0.140	0.140	0.140	0.140	0.00	3	4,901,732	686,242
Al -Mansour Bank	BMNS	1.710	1.720	1.710	1.720	1.710	1.720	1.710	0.58	106	255,870,119	439,401,289
National Islamic Bank	BNAI	1.000	1.000	1.000	1.000	1.000	1.000	1.000	0.00	1	1,091,014	1,091,014
National Bank of Iraq	BNOI	3.930	3.950	3.920	3.930	3.940	3.940	3.930	0.25	61	3,908,475	15,358,171
Sumer Commercial Bank	BSUC	0.190	0.200	0.190	0.190	0.190	0.200	0.200	0.00	86	573,864,181	109,058,694
Al-Taif Islamic Bank	BTIB	0.660	0.660	0.660	0.660	0.650	0.660	0.660	0.00	2	114,939	75,860
United Bank	BUND	0.050	0.060	0.050	0.060	0.050	0.060	0.050	20.00	381	688,771,263	38,867,517
Total of Banks Sector										929	1,933,265,994	1,099,065,193
Telecommunication Sector												
Asia Cell Telecommunication	TASC	16.940	17.140	16.940	17.060	16.990	17.140	16.940	1.18	153	14,195,499	242,219,459
Al-Khatam Telecom	TZNI	3.700	3.700	3.700	3.700	3.680	3.700	3.700	0.00	9	101,523	375,635
Total of Telecommunication Sector										162	14,297,022	242,595,094
Insurance Sector												
Al-Ameen for Insurance	NAME	0.890	0.890	0.890	0.890	0.890	0.890	0.890	0.00	9	1,030,799	917,411
Total of Insurance Sector										9	1,030,799	917,411
Service Sector												
Baghdad -Iraq Transportation	SBPT	22.500	22.500	22.490	22.500	22.500	22.500	22.500	0.00	20	677,430	15,242,087
Kharkh Tour Amuzement City	SKTA	4.530	4.530	4.530	4.530	4.500	4.530	4.530	0.00	13	10,010,971	45,349,699
Mamoura Realestate	SMRI	3.170	3.170	3.170	3.170	3.170	3.170	3.170	0.00	8	1,025,000	3,249,250
AL-Nukhba for Construction	SNUC	0.700	0.710	0.700	0.710	0.700	0.710	0.700	1.43	24	1,370,000	972,687
Total of Service Sector										65	13,083,401	64,813,722
Industrial Sector												
Baghdad Soft Drinks	IBSD	6.170	6.200	6.170	6.190	6.180	6.200	6.170	0.49	42	4,900,920	30,334,004
Iraqi Carton Manufactories	IICM	2.500	2.500	2.500	2.500	2.500	2.500	2.500	0.00	6	303,885	759,713
Iraqi Date Processing and Marke	IIDP	2.190	2.290	2.190	2.290	2.190	2.290	2.190	4.57	19	331,689	759,463
Al -Khazer Construction Materia	IKHC	1.260	1.260	1.260	1.260	1.270	1.260	1.280	-1.56	11	184,677	232,693
Al-Kindi of Veterinary Vaccines	IKLV	2.530	2.530	2.490	2.490	2.530	2.490	2.530	-1.58	9	431,898	1,075,753
Al-Mansour Pharmaceuticals Ind	IMAP	2.450	2.450	2.440	2.440	2.450	2.450	2.450	0.00	52	5,875,652	14,342,819
Modern Sewing	IMOS	5.380	5.400	5.380	5.400	5.380	5.400	5.380	0.37	2	100,400	542,152
Total of Industrial Sector										141	12,129,121	48,046,596
Hotels Sector												
Baghdad Hotel	HBAG	12.000	12.000	12.000	12.000	12.000	12.000	12.000	0.00	1	108	1,296
Ishtar Hotels	HISH	9.010	9.010	9.010	9.010	9.010	9.010	9.010	0.00	6	102,000	919,020
Mansour Hotel	HMAN	49.350	51.000	49.350	51.000	48.200	51.000	49.350	3.34	12	6,126,309	312,441,249
Total of Hotels Sector										19	6,228,417	313,361,565
Agricultural Sector												
Agricultural Products Meat	AIPM	4.670	4.670	4.670	4.670	4.610	4.670	4.670	0.00	1	2,128	9,938
Iraqi Agricultural Products	AIRP	9.600	9.600	9.600	9.600	9.810	9.600	9.800	-2.04	1	10,000	96,000
Modern for Animal Production	AMAP	0.370	0.380	0.370	0.370	0.370	0.380	0.370	2.70	5	13,579	5,081
Total of Agricultural Sector										7	25,707	111,019
Total Of Regular										1,332	1,980,060,461	1,768,910,600

Second Platform Market Bulletin No (86)



Company Name	Code	opening Price	highest price	lowest price	Average price	Prev Average price	Closing Price	prev closing price	change (%)	No.of Trades	Traded Volume	Traded Value
Banks Sector												
International Islamic Bank	BINT	0.200	0.200	0.200	0.200	0.200	0.200	0.200	0.00	1	103	21
Al-Ataa Islamic Bank	BLAD	0.090	0.100	0.090	0.090	0.100	0.100	0.100	0.00	5	1,250,099	115,009
Credit Bank Of Iraq	BROI	0.570	0.580	0.570	0.570	0.570	0.570	0.570	0.00	22	6,313,461	3,598,808
Total of Banks Sector										28	7,563,663	3,713,837
Insurance Sector												
Al-Hamraa for Insurance	NHAM	4.500	4.500	4.300	4.310	4.500	4.300	4.500	-4.44	4	114,856	494,764
Total of Insurance Sector										4	114,856	494,764
Investment Sector												
Al-Ameen for Financial Investm	VAMF	1.260	1.260	1.260	1.260	1.260	1.260	1.260	0.00	2	8,000	10,080
Total of Investment Sector										2	8,000	10,080
Service Sector												
Al-Ameen Estate Investment	SAEI	1.700	1.700	1.700	1.700	1.700	1.700	1.700	0.00	7	103,425	175,823
Total of Industrial Sector										7	103,425	175,823
Industrial Sector												
Fallujah for construction Materi	IFCM	2.840	2.840	2.840	2.840	2.830	2.840	2.840	0.00	7	153,410	435,684
Total of Industrial Sector										7	153,410	435,684
Hotels Sector												
Ashour Hotel	HASH	28.000	28.000	28.000	28.000	28.000	28.000	28.000	0.00	4	144,297	4,040,316
Total of Hotels Sector										4	144,297	4,040,316
Total of Non Regular										52	8,087,651	8,870,505

Undisclosed Platform Companies Bulletin No (86)



Company Name	Code	opening Price	highest price	lowest price	Average price	Prev Average price	Closing Price	prev closing price	change (%)	No.of Trades	Traded Volume	Traded Value
Service Sector												
AL-Badia for General Trans	SBAG	1.510	1.550	1.500	1.540	1.440	1.540	1.510	1.99	9	2,137,186	3,285,973
General Transportation	SIGT	1.650	1.650	1.570	1.570	1.650	1.570	1.650	-4.85	2	98,368	154,920
Total of Industrial Sector										11	2,235,554	3,440,893
Industrial Sector												
Electronic Industry	IELI	1.420	1.420	1.420	1.420	1.420	1.420	1.420	0.00	4	186,005	264,127
National Chemical &Plastic	INCP	1.860	1.860	1.860	1.860	1.860	1.860	1.860	0.00	2	220,896	410,867
The Light Industries	ITLI	1.220	1.220	1.220	1.220	1.220	1.220	1.220	0.00	2	2,616	3,192
Total of Industrial Sector										8	409,517	678,185
Hotels Sector												
Palestine Hotel	HPAL	18.300	18.300	18.300	18.300	18.410	18.300	18.300	0.00	1	3,178,791	58,171,875
Total of Hotels Sector										1	3,178,791	58,171,875
Agricultural Sector												
Iraqi for Seed Production	AISP	4.810	4.810	4.810	4.810	4.810	4.810	4.810	0.00	26	2,257,617	10,859,138
Total of Agricultural Sector										26	2,257,617	10,859,138
Total of Undisclosed										46	8,081,479	73,150,091
Grand Total										1,430	1,996,229,591	1,850,931,196

Iraq Stock Exchange not trading companies of Sunday 17/5/2026

Company Names	Code	Previous Average Price	Closing Price
Banks Sector			
Kurdistan International Bank	BKUI	1.110	1.110
Union Bank of Iraq	BUOI	0.170	0.170
Asia Al Iraq Islamic Bank	BAIB	0.780	0.780
Cihan Bank for Islamic Investment&Finan	BCIH	2.200	2.200
Insurance Sector			
Dar Al-Salam for Insurance	NDSA	0.750	0.750
Gulf Insurance	NGIR	0.450	0.450
Service Sector			
Al-Mosul for funfairs	SMOF	7.100	7.100
Rehab Karbalaa	HKAR	0.650	0.650
Industrial Sector			
Iraqi Engineering Works	IIEW	6.350	6.350
Metallic Industries and Bicycles	IMIB	1.900	1.900
Ready Made Clothes	IRMC	2.250	2.250
Hotels Sector			
Tourist Village of Mosul dam	HTVM	13.500	13.500
Al-Sadeer Hotel	HSAD	22.990	22.990
Babylon Hotel	HBAY	102.000	102.000
National for Tourist Investment	HNTI	9.000	
Agricultural Sector			
Al-Ahlyia agricultural production	AAHP	2.110	2.110
Middle East for Production- Fish	AMEF	5.990	5.990
Company Names	Code	Previous Average Price	Closing Price
Banks Sector			
Al-Qabidh Islamic Bank	BQAB	0.090	0.090
Erbil Investment & FinanceBank	BERI	0.110	0.110
AL- Mal Islamic Bank	BMAL	1.000	1.000
Trans Iraq Bank Investment	BTRI	0.310	0.310
International Development Bank	BIDB	1.050	1.050
Al-Mashreq Al-Arabi Islamic Bank	BAMS	0.850	0.850
Region Trade Bank	BRTB	1.010	1.010
Arab Islamic Bank	BAAI	1.000	1.000
Al-Rajih Islamic Bank	BRAJ	1.000	1.000
Al-Mustashar Islamic Bank for Investmen	BMUI	1.000	1.000
Trust International Islamic Bank	BTRU	0.750	0.750
World Islamic Bank for Investment	BWOR	1.000	1.000
Al janoob Islamic Bank	BJAB	0.940	0.940
Ameen Al-Iraq Islamic Bank	BAME	1.000	1.000
Iraq Noor Islamic Bank for Investment	BINI	0.240	0.240
Insurance Sector			
Alahliya For Insurance	NAHF	0.820	0.820
Investment Sector			
AL-Wiaam for Financial Investment	VWIF	0.690	0.690
Industrial Sector			
National Furniture Industries	IHFI	0.900	0.900
Baghdad for Packing Materials	IBPM	2.860	2.860
Modern chemical industries	IMCI	100.000	100.000
Service Sector			
Ibdaa Al-sharq Alwast General Contractir	SIBD	1.000	1.000
Agricultural Sector			
AL-Rebass for Poultry&feed	AREB	-	-
Company Names	Code	Previous Average Price	Closing Price
Banks Sector			
Al-Qurtas Islamic Bank	BQUR	1.000	1.000
Industrial Sector			
Al-Hilal Industries	IHLI	1.350	1.360
Modern Construction Materials	IMCM	1.210	1.150

Iraq Stock Exchange
Non Iraqis' Bulletin Monday May 17 2026
Regular Market



Non Iraqi Trading of Regular Market (Buy)

Company Names	Code	No.of trades	Traded Shares	Trading Volume
Banks Sector				
Commercial Bank of Iraq	BCOI	1	17,666,666	11,836,666
Total Bank sector		1	17,666,666	11,836,666
Telecommunication Sector				
Asia cell	TASC	1	450	7,677
Total Telecommunication sector		1	450	7,677
Grand Total		2	17,667,116	11,844,343

Non Iraqi Trading of Regular Market (Sell)

Company Names	Code	No.of trades	Traded Shares	Trading Volume
Banks Sector				
Economy Bank	BEFI	3	350,000	80,500
Total Bank sector		3	350,000	80,500
Grand Total		3	350,000	80,500

Non Iraqi Trading of Second Market (BUY)

Company Names	Code	No. of trades	Traded Volume	Traded Value
Banks Sector				
Credit Bank Of Iraq	BROI	6	5,000,000	2,850,000
Total Bank sector		6	5,000,000	2,850,000
Grand Total		6	5,000,000	2,850,000

Non Iraqi Trading of Second Market (Sell)

Company Names	Code	No.of trades	Traded Shares	Trading Volume
Banks Sector				
Credit Bank Of Iraq	BROI	1	150,000	85,500
Total Bank sector		1	150,000	85,500
Grand Total		1	150,000	85,500

Non Iraqi Trading of Undisclosed Platform (BUY)

Company Names	Code	No.of trades	Traded Shares	Trading Volume
Hotel Sector				
Palestine Hotel	HPAL	1	3,178,791	58,171,875
Total Hotel Sector		1	3,178,791	58,171,875
Grand Total		1	3,178,791	58,171,875

OTC Platform Trading Bulletin No (86)

Company Name	Code	highest price	lowest price	Average price	No.of Trades	Traded Volume	Traded Value
Banks Sector							
Al-Warka Bank	BWAI	0.150	0.150	0.150	4	1,062,614	159,392
Total Of Money Service Sector					4	1,062,614	159,392
Total					4	1,062,614	159,392

Not Trading OTC Companies

Company Name	Code	Previous Average price
Banks Sector		
Hammurabi Commercial Bank	BHAM	—
Al-Sanam Islamic Bank	BSAN	3.000
Industrial Sector		
Kirkuk producing constructional materials	IKFP	2.800
Money Service Sector		
Karmal Brokerage	FKSX	10.000
Iraqi Deposit Insurance Corporation	FIDI	1.000
Rabee Securities	FRSE	9.500
Ishtar Gate for e-Paymant	FISH	1.000
Sama Baghdad Exchange	FSBE	—
Insurance Sector		
Shatt Al Arab Insurance	NSHA	1.000
Al Badia Insurance	NBAD	—
Kurdistan Insurance	NKUI	0.500
Elaf Insurance	NELF	—
Dilina Insurance Company	NDIL	—

Iraq Stock Exchange

Sunday 17/5/2026



سوق العراق للاوراق المالية
IRAQ STOCK EXCHANGE

Not Trading Bonds Bulletin

Bond type	Publish type	Code	last trading price	immortilize date
Banaa Bonds /Million ID	Second	CB20	964,981	19/12/2025
Eamar Bonds /Million ID	First	CB30	1,001,095	—
Eamar Bonds /Million ID	Second	CB40	—	—
Eamar Bonds /500 Thousand ID	Third	CB45	—	—
Eamar Bonds /Million ID	Third	CB50	—	—
Injaz Bonds /500 Thousand ID	First	CB55	—	—
Injaz Bonds /Million ID	First	CB60	951,110	—
Injaz Bonds /500 Thousand ID	Second	CB65	507,301	—
Injaz Bonds /Million ID	Second	CB70	965,050	—
Injaz Bonds /500 Thousand ID	Third	CB75	—	—
Injaz Bonds /Million ID	Third	CB80	978,182	—
National Bonds/Million ID	First	CB90	—	—
National Bonds/500 Thousand ID	Second	CB95	—	—
National Bonds/Million ID	Second	CB100	—	—