

# Iraq Stock Exchange

Trading Session Wednesday 17/4/2024 -

Traded Volume 4,643,101,180

ISX Index 60 946.86

Previous ISX Index60 933.79

Change % 1.4

Change 13.07

Listed Companies 103

Traded Companies 43

General Assembly Co. 4

Suspended Co. 2

Bulletin No (72) of 2024

Traded Value 5,004,989,516 Trades 836

ISX Index 15 1049.18

Previous ISX Index15 1047.70

Change % 0.14

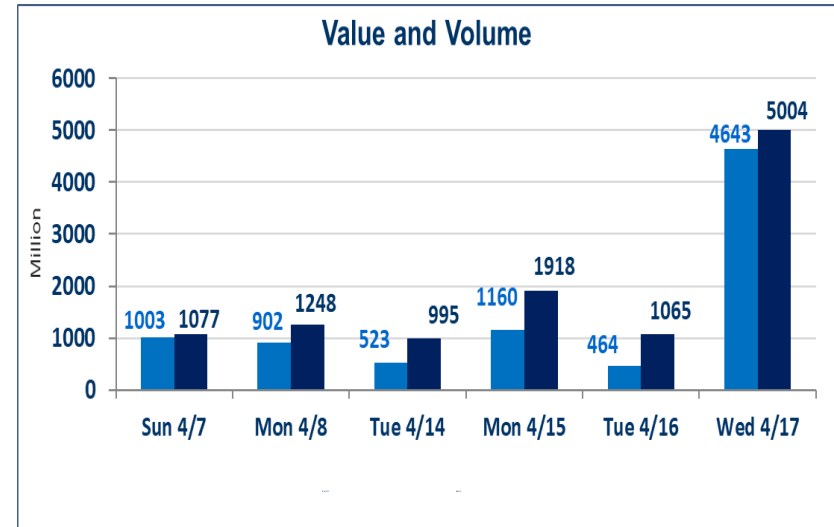
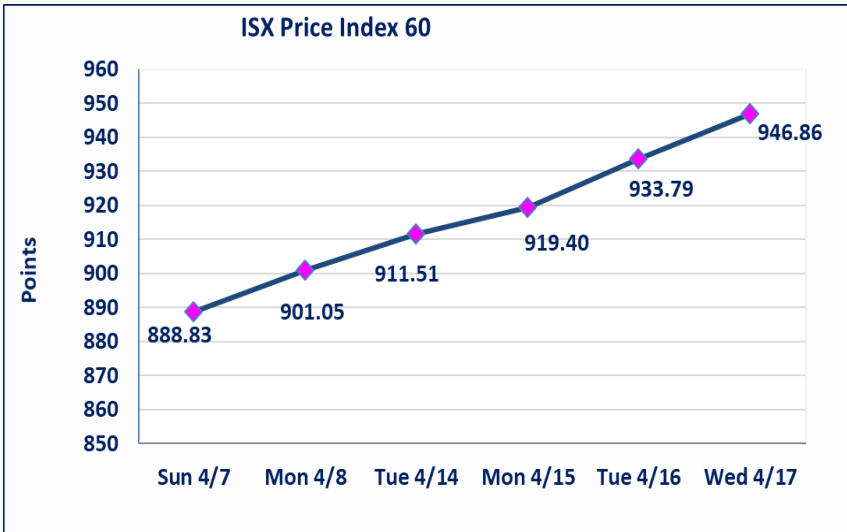
Change 1.48

Non Traded Co. 54

High Companies 14

Low Companies 10

Un Listed Companies OTC 2



Special Orders Al Elaf brokerage Firms (Buy) & (Sell) executed International Cross to Al Mustashar Bank with volume (3,532,921,810) share and value (3,532,921,810) IQD, on an additional session time after 12 o'clock .

### Gainers

Company Name	Closing Price	Change (%)	Traded Volume
Al-Mansour Hotel	43.120	14.99	439,919
National Islamic Bank	0.570	14.00	2,000,000
Gulf Commercial Bank	0.190	11.76	173,207,700
Middle East Bank	0.110	10.00	18,059,320
Investment Bank of Iraq	0.370	5.71	22,125,002

### Losers

Company Name	Closing Price	Change (%)	Traded Volume
International Islamic Bank	0.620	-17.33	3,413,992
Union Bank of Iraq	0.250	-10.71	20,347,962
Modern Sewing	9.000	-10.00	366,668
Tourist Village of Mosul dam	11.000	-8.33	10,000
Babylon Hotel	110.000	-4.35	314

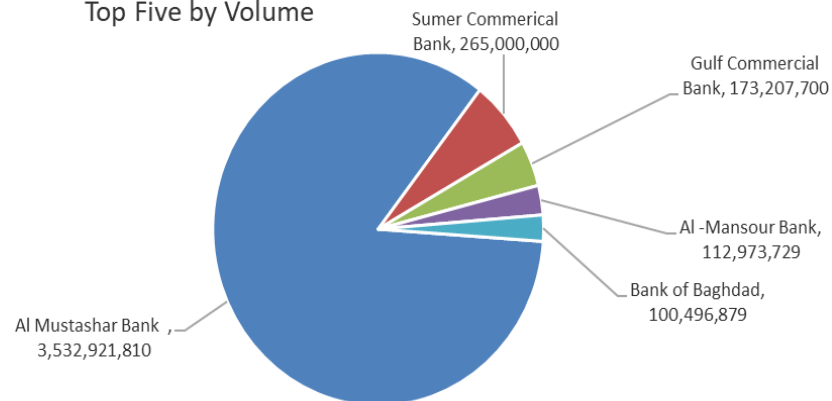
### Traded Volume

Company Name	Closing Price	Change (%)	Traded Volume
Al Mustashar Bank	1.000	0.00	3,532,921,810
Sumer Commerical Bank	0.100	0.00	265,000,000
Gulf Commercial Bank	0.190	11.76	173,207,700
Al -Mansour Bank	1.430	1.42	112,973,729
Bank of Baghdad	3.710	1.64	100,496,879

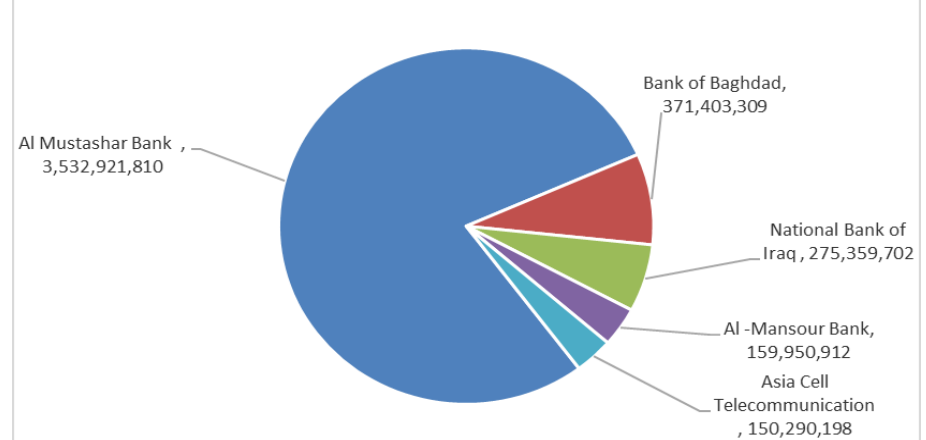
### Traded Value

Company Name	Closing Price	Change (%)	Traded Value
Al Mustashar Bank	1.000	0.00	3,532,921,810
Bank of Baghdad	3.710	1.64	371,403,309
National Bank of Iraq	2.900	3.94	275,359,702
Al -Mansour Bank	1.430	1.42	159,950,912
Asia Cell Telecommunication	9.400	1.62	150,290,198

Top Five by Volume



Top Five by Value



## Regular Market Bulletin No (72)



Company Name	Code	opening Price	highest price	lowest price	Average price	Prev Average price	Closing Price	prev closing price	change (%)	No.of Trades	Traded Volume	Traded Value
<b>Banks Sector</b>												
Ashur International Bank	BASH	0.320	0.320	0.310	0.320	0.320	0.320	0.320	0.00	17	35,290,000	11,143,000
Bank of Baghdad	BBOB	3.650	3.710	3.600	3.700	3.610	3.710	3.650	1.64	140	100,496,879	371,403,309
Commercial Bank of Iraq	BCOI	0.830	0.840	0.830	0.830	0.830	0.840	0.830	1.20	13	21,382,567	17,800,355
Economy Bank	BEFI	0.200	0.200	0.200	0.200	0.200	0.200	0.200	0.00	10	35,015,000	7,003,000
Gulf Commercial Bank	BGUC	0.170	0.190	0.170	0.190	0.170	0.190	0.170	11.76	24	173,207,700	32,599,463
Investment Bank of Iraq	BIBI	0.350	0.370	0.350	0.370	0.360	0.370	0.350	5.71	14	22,125,002	8,116,911
Iraqi Islamic Bank	BIIB	1.110	1.110	1.060	1.090	1.120	1.110	1.110	0.00	61	25,552,000	27,799,705
Middle East Bank	BIME	0.100	0.110	0.100	0.110	0.110	0.110	0.100	10.00	12	18,059,320	1,986,425
Mosul Bank For Investment	BMFI	0.200	0.200	0.200	0.200	0.200	0.200	0.200	0.00	20	67,370,000	13,474,000
Al -Mansour Bank	BMNS	1.410	1.440	1.410	1.420	1.400	1.430	1.410	1.42	65	112,973,729	159,950,912
National Islamic Bank	BNAI	0.570	0.570	0.570	0.570	0.500	0.570	0.500	14.00	1	2,000,000	1,140,000
National Bank of Iraq	BNOI	2.820	2.970	2.790	2.860	2.800	2.900	2.790	3.94	130	96,316,158	275,359,702
Sumer Commerical Bank	BSUC	0.100	0.100	0.100	0.100	0.100	0.100	0.100	0.00	6	265,000,000	26,500,000
Al-Taif Islamic Bank	BTIB	0.720	0.720	0.720	0.720	0.740	0.720	0.730	-1.37	1	112,473	80,981
United Bank	BUND	0.080	0.080	0.080	0.080	0.070	0.080	0.080	0.00	4	13,581,170	1,086,494
Union Bank of Iraq	BUOI	0.280	0.280	0.250	0.280	0.280	0.250	0.280	-10.71	3	20,347,962	5,694,429
<b>Total Of Banks Sector</b>										<b>521</b>	<b>1,008,829,960</b>	<b>961,138,685</b>
<b>Telecommunication Sector</b>												
Asia Cell Telecommunication	TASC	9.250	9.490	9.200	9.390	9.150	9.400	9.250	1.62	59	16,013,722	150,290,198
Al-Khatem Telecoms	TZNI	2.420	2.420	2.420	2.420	2.420	2.420	2.420	0.00	1	8,000	19,360
<b>Total Of Telecommunication</b>										<b>60</b>	<b>16,021,722</b>	<b>150,309,558</b>
<b>Services Sector</b>												
Baghdad -Iraq Transportatio	SBPT	36.000	36.000	36.000	36.000	36.000	36.000	36.000		10	284,273	10,233,828
Mamoura Realestate Invest	SMRI	7.100	7.200	7.100	7.140	7.040	7.200	7.120	1.12	4	250,000	1,785,000
<b>Total Of Services Sector</b>										<b>14</b>	<b>534,273</b>	<b>12,018,828</b>
<b>Industry Sector</b>												
Baghdad Soft Drinks	IBSD	4.300	4.300	4.250	4.280	4.270	4.290	4.300	-0.23	41	19,555,290	83,748,257
Iraqi Marketing Date	IIDP	1.600	1.610	1.600	1.610	1.630	1.610	1.600	0.63	4	130,000	209,000
Al-Kindi of Veterinary Vaccin	IKLV	1.600	1.600	1.600	1.600	1.600	1.600	1.600	0.00	2	51,198	81,917
Al-Mansour Pharmaceutical	IMAP	1.950	1.950	1.930	1.930	1.960	1.930	1.960	-1.53	7	1,750,000	3,383,000
Modern Sewing	IMOS	10.000	10.000	9.000	9.010	9.550	9.000	10.000	-10.00	4	366,668	3,303,963
Ready Made Clothes	IRMC	3.820	3.820	3.820	3.820	3.800	3.820	3.820	0.00	1	5,595	21,373
<b>Total Of Industry Sector</b>										<b>59</b>	<b>21,858,751</b>	<b>90,747,510</b>
<b>Hotels Sector</b>												
Baghdad Hotel	HBAG	11.220	11.250	11.220	11.250	11.200	11.250	11.200	0.45	7	240,407	2,703,829
Babylon Hotel	HBAY	110.000	110.000	110.000	110.000	115.000	110.000	115.000	-4.35	1	314	34,540
Ishtar Hotel	HISH	9.250	9.260	9.250	9.250	9.260	9.250	9.250	0.00	15	1,908,000	17,649,580
Al-Mansour Hotel	HMAN	40.000	43.120	40.000	42.030	37.640	43.120	37.500	14.99	6	439,919	18,490,760
Tourist Village of Mosul dan	HTVM	11.000	11.000	11.000	11.000	12.000	11.000	12.000	-8.33	1	10,000	110,000
<b>Total Of Hotels Sector</b>										<b>30</b>	<b>2,598,640</b>	<b>38,988,709</b>
<b>Agriculture Sector</b>												
Iraqi for Seed Production	AISP	8.800	8.850	8.800	8.810	8.840	8.800	8.850	-0.56	18	7,845,355	69,140,624
Modern for Animal Product	AMAP	0.550	0.550	0.550	0.550	0.540	0.550	0.530	3.77	1	867,522	477,137
<b>Total Of Agriculture Sector</b>										<b>19</b>	<b>8,712,877</b>	<b>69,617,761</b>
<b>Total Of Regular</b>										<b>703</b>	<b>1,058,556,223</b>	<b>1,322,821,050</b>

## Non Regular Market Bulletin No (72)

Company Name	Code	opening Price	highest price	lowest price	Average price	Prev Average price	Closing Price	prev closing price	change (%)	No.of Trades	Traded Volume	Traded Value
<b>Banks Sector</b>												
International Islamic Bank	BINT	0.700	0.750	0.620	0.620	0.750	0.620	0.750	-17.33	48	3,413,992	2,119,350
Al Mustashar Bank	BMUI	1.000	1.000	1.000	1.000	1.000	1.000	1.000	0.00	4	3,532,921,810	3,532,921,810
Credit Bank	BROI	1.080	1.080	1.060	1.060	1.060	1.060	1.060	0.00	16	2,002,974	2,123,982
<b>Total Of Banks Sector</b>										<b>68</b>	<b>3,538,338,776</b>	<b>3,537,165,143</b>
<b>Services Sector</b>												
Al-Ameen Estate Investmen	SAEI	2.900	2.950	2.900	2.920	2.920	2.920	2.920	0.00	7	1,750,000	5,109,000
<b>Total Of Services Sector</b>										<b>7</b>	<b>1,750,000</b>	<b>5,109,000</b>
<b>Industry Sector</b>												
Fallujah for construction Ma	IFCM	3.700	3.720	3.650	3.680	3.700	3.650	3.690	-1.08	46	35,811,810	131,829,197
<b>Total Of Industry Sector</b>										<b>46</b>	<b>35,811,810</b>	<b>131,829,197</b>
<b>Total Of Non Regular</b>										<b>121</b>	<b>3,575,900,586</b>	<b>3,674,103,340</b>

## Undisclosed Platform Companies Bulletin (72)

Company Name	Code	opening Price	highest price	lowest price	Average price	Prev Average price	Closing Price	prev closing price	change (%)	No.of Trades	Traded Volume	Traded Value
<b>Banks Sector</b>												
Babylon Bank	BBAY	0.070	0.070	0.070	0.070	0.070	0.070	0.070	0.00	2	1,633,961	114,377
<b>Total Of Banks Sector</b>										<b>2</b>	<b>1,633,961</b>	<b>114,377</b>
<b>Industry Sector</b>												
Al-Hilal Industries	IHLI	0.990	0.990	0.990	0.990	0.990	0.990	0.990	0.00	4	1,540,000	1,524,600
Iraqi Carton Manufacturies	IICM	1.170	1.170	1.170	1.170	1.150	1.170	1.170	0.00	3	5,250,000	6,142,500
National Chemical &Plastic	INCP	1.850	1.850	1.850	1.850	1.850	1.850	1.850	0.00	2	112,488	208,103
The Light Industries	ITLI	0.700	0.700	0.700	0.700	0.700	0.700	0.700	0.00	1	107,922	75,545
<b>Total Of Industry Sector</b>										<b>10</b>	<b>7,010,410</b>	<b>7,950,748</b>
<b>Total of un disclosed</b>										<b>12</b>	<b>8,644,371</b>	<b>8,065,125</b>
<b>Grand Total</b>										<b>836</b>	<b>4,643,101,180</b>	<b>5,004,989,516</b>



## Not Trading Bonds Bulletin

Bond type	Publish type	Code	last trading price	immortilize date
Banaa Bonds / million ID	First	CB10	1030000	10/12/2025
Banaa Bonds / million ID	second	CB20	964981	19/12/2025
Amara Bonds /500 thousand	First	CB25	—	9/10/2025
Amara Bonds /Million ID	First	CB30	984000	9/10/2027
Amara Bonds /500 thousand	Second	CB35	—	—
Amara Bonds /Million ID	Second	CB40	—	—
Amara Bonds /Third publish	according to ISC and BOG decision list and trade Amara Third publish , start deposit from 28/3/2024 and first trading will be on Wednesday 21/4/2024			

# Iraq Stock Exchange



Trading Session Wednesday 17/4/2024

## Not Trading OTC

Company Name	Code	Previous Average price
Rabee Securities	FRSE	—
Karmal Brokerage	FKSX	10.000

Iraq Stock Exchange  
Non Iraqis' Bulletin Wednesday April 17 2024  
Regular Market



Non Iraqi Trading of Regular Market (Buy)

Company Names	Code	No.of trades	Traded Shares	Trading Volume
<b>Banks Sector</b>				
Bank Of Baghdad	BBOB	8	8,500,000	31,501,659
National Bank Of Iraq	BNOI	3	184,266	532,380
<b>Total Bank sector</b>		<b>11</b>	<b>8,684,266</b>	<b>32,034,040</b>
<b>Telecommunication Sector</b>				
Asia cell	TASC	2	59,272	548,266
<b>Total Telecommunication sector</b>		<b>2</b>	<b>59,272</b>	<b>548,266</b>
<b>Grand Total</b>		<b>13</b>	<b>8,743,538</b>	<b>32,582,306</b>

Non Iraqi Trading of Regular Market (Sell)

Company Names	Code	No.of trades	Traded Shares	Trading Volume
<b>Banks Sector</b>				
Bank Of Baghdad	BBOB	8	10,000,000	36,860,000
National Bank Of Iraq	BNOI	7	5,480,000	15,592,000
Union Bank of Iraq	BUOI	1	100,000	25,000
United Bank	BUND	1	444,806	35,584
<b>Total Bank sector</b>		<b>17</b>	<b>16,024,806</b>	<b>52,512,584</b>
<b>Services Sector</b>				
Mamoura Realestate	SMRI	3	200,000	1,425,000
<b>Total Services sector</b>		<b>3</b>	<b>200,000</b>	<b>1,425,000</b>
<b>Industry Sector</b>				
Baghdad Soft Drinks	IBSD	1	70,000	300,300
<b>Total Industry sector</b>		<b>1</b>	<b>70,000</b>	<b>300,300</b>
<b>Grand Total</b>		<b>21</b>	<b>16,294,806</b>	<b>54,237,884</b>

## Iraq Stock Exchange non trading companies on Wednesday 17/4/2024

Company Names	Code	Previous Average Price	Closing Price
<b>Banking Sector</b>			
Cihan Islamic Bank	BCIH	2.200	2.200
Asia Al Iraq Islamic Bank	BAIB	0.900	0.900
Kurdistan International Bank	BKUI	0.760	0.770
Elaf Islamic Bank	BELF	0.550	0.550
<b>Insurance Sector</b>			
Al-Ameen for Insurance	NAME	0.710	0.700
Dar Al-Salam for Insurance	NDSA	0.670	0.670
Gulf Insurance	NGIR	0.400	0.400
<b>Services Sector</b>			
Kharkh Tour Amuzement City	SKTA	4.700	4.700
Al-Mosul for funfairs	SMOF	9.040	9.000
Al-Nukhba for construction	SNUC	0.650	0.650
Rehab Karbala	HKAR	0.820	0.820
<b>Industry Sector</b>			
Iraqi Engineering Works	IIEW	4.500	4.500
Metallic Industries and Bicycles	IMIB	2.180	2.200
Al -Khazer Road for Construction Material	IKHC	3.000	3.000
Iraqi For Tufted Carpets	IITC	14.520	14.520
<b>Agriculture Sector</b>			
Agricultural Products Meat	AIPM	5.000	5.000
Middle East for Production- Fish	AMEF	7.300	7.300
Iraqi Agricultural Products	AIRP	19.500	19.500
Al-Ahlyia agricultural production	AAHP	0.950	0.950
Company Names	Code	Previous Average Price	Closing Price
<b>Banks Sector</b>			
World Islamic Bank	BWOR	1.000	1.000
Zain Al-Iraq Islamic Bank	BZII	0.340	0.340
Al-Qurtas Islamic Bank	BQUR	1.000	1.000
Arabiya Islamic Bank	BAAI	1.000	1.000
Al Janoob Islamic Bank Investment	BJAB	1.000	1.000
Region Trade Bank	BRTB	1.000	1.000
Erbil Bank	BERI	0.110	0.110
Ameen Al Iraq Islamic Bank	BAME	1.000	1.000
International Development Bank	BIDB	1.000	1.000
Al- Qabidh Islamic Bank	BQAB	0.240	0.240
Al Anssari Islamic Bank	BANS	1.000	1.000
Iraq Noor Islamic Bank	BINI	1.050	1.050
AL- Mashreq al-Arabi Islamic Bank	BAMS	-	-
Trans Iraq Bank for Investment	BTRI	0.650	0.650
Erbil Bank	BERI	0.110	0.110
Trust International Islamic Bank	BTRU	0.750	0.750
Al Attaa Islamic Bank	BLAD	0.130	0.130
<b>Insurance Sector</b>			
Alahliya For Insurance	NAHF	0.330	0.330
Al -Hamraa Insurance	NHAM	0.700	0.700
<b>Investment Sector</b>			
Al-Zawraa for Finanical Investment	VZAF	0.180	0.180
AL-Wiaam for Financial Investment	VWIF	0.350	0.350
Bain Al-Nahrain Financial Investment	VMES	0.900	0.900
Al-Ameen for Financial Investment	VAMF	1.000	1.000
<b>Services Sector</b>			
Ibdaa Al-Sharq Al-Awsat	SIBD	1.000	1.000



<b>Industry Sector</b>			
<b>Baghdad for Packing Materials</b>	<b>IBPM</b>	<b>2.800</b>	<b>2.800</b>
<b>National Furniture Industries</b>	<b>IHFI</b>	<b>2.610</b>	<b>2.610</b>
<b>Modern chemical industries</b>	<b>IMCI</b>	<b>100.000</b>	<b>100.000</b>
<b>Hotels Sector</b>			
<b>Ashour Hotel</b>	<b>HASH</b>	<b>18.000</b>	<b>18.000</b>
<b>Agriculture Sector</b>			
<b>Al-Ribas for Poultry and Fodder</b>	<b>AREB</b>	<b>–</b>	<b>–</b>
<b>Company Names</b>	<b>Code</b>	<b>Previous Average Price</b>	<b>Closing Price</b>
<b>Services Sector</b>			
<b>AL-Badia for General Trans</b>	<b>SBAG</b>	<b>0.600</b>	<b>0.600</b>
<b>General Transportation</b>	<b>SIGT</b>	<b>0.990</b>	<b>0.990</b>
<b>IndustrySector</b>			
<b>Electronic Industries</b>	<b>IELI</b>	<b>0.760</b>	<b>0.760</b>
<b>Modern Construction Materials</b>	<b>IMCM</b>	<b>0.660</b>	<b>0.660</b>
<b>Investment Sector</b>			
<b>AL- Batek Investment</b>	<b>VBAT</b>	<b>0.370</b>	<b>0.370</b>
<b>Alkhair for financial Investment</b>	<b>VKHF</b>	<b>0.190</b>	<b>0.190</b>
<b>Hotels Sector</b>			
<b>Al-Sadeer Hotel</b>	<b>HSAD</b>	<b>27.000</b>	<b>27.000</b>
<b>Palestine Hotel</b>	<b>HPAL</b>	<b>22.020</b>	<b>22.000</b>

### Iraq Stock Exchange Suspended Companies

Al-Rajih Islamic Bank (BRAJ)	9/19/2021	The trading suspended for not produce the Annual disclosure for 2020 at closing price (1.000) ID.
North Bank (BNOR)	31/10/2022	The trading suspended by ISC decision at closing price (0.070) ID.

## Iraq Stock Exchange News of listed companies Wednesday 17/4/2024

### Companies News

Credit Bank (BROI)	General Assembly Meeting will be hold on Thursday 2/5/2024 at the company to discuss financial statement of 2023 , cash dividend , increasing in company capital according to first , second /55, elect new board of Administration council . Trading has been suspend on Thursday 25/4/2024 .
out of trading	
Babil Animal&vegetable Products (ABAP)	General Assembly Meeting will be hold on Monday 11/12/2023 at theAl Jadriya to discuss financial statement of 2021,2022 , cash dividend , discuss the deficit Trading has been suspend on Thursday 7/12/2023 .
Iraqi Land Transport (SILT)	General Assembly Meeting will be hold on Wednesday 6/3/2024 at the Trade Ministry VIP Hall to resign the current board of Administration and elect new five board of Administration .Trading has been suspend on Sunday 3/3/2024.
Arabiya Islamic Bank (BAAI)	General Assembly Meeting will be hold on Saturday 19/4/2024 at Erbil Hotel to cancel the previous decision concern the increaing in company capital from (250) billion to (300) billion . Trading has been suspend on Tuesday 16/4/2024 .
National for Tourist Investment( HNTI)	General Assembly Meeting will be hold on Sunday 21/4/2024 at the company to discuss financial statement of 2022 , cash dividend. Trading has been suspend on Tuesday 16/4/2024 .