

Iraq Stock Exchange



Trading Session Tuesday 16/4/2024 -

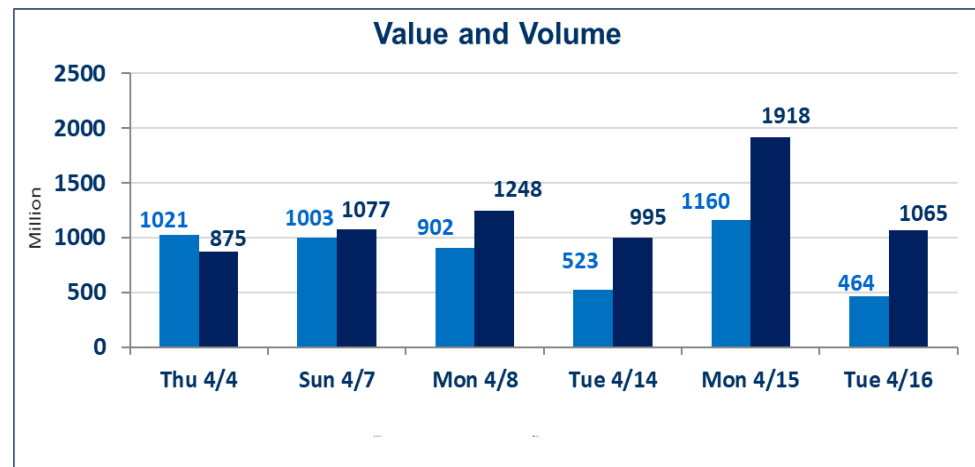
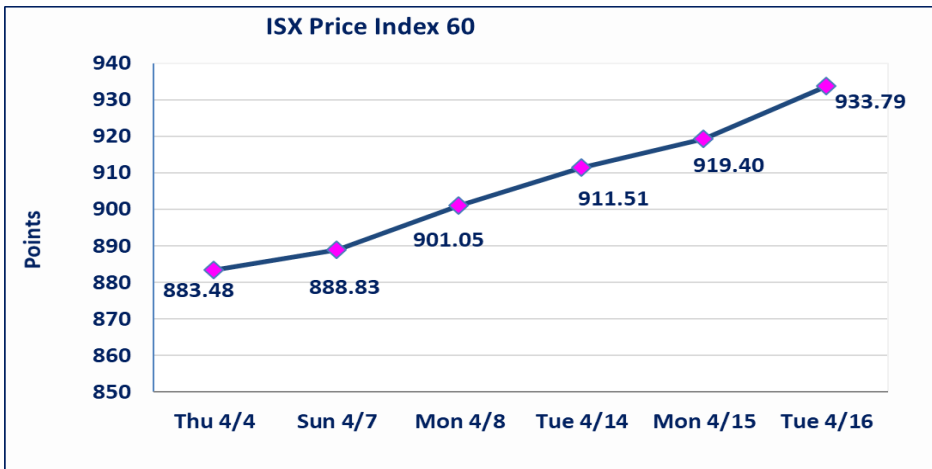
Traded Volume	464,878,314
ISX Index 60	933.79
Previous ISX Index60	919.40
Change %	1.57
Change	14.39

Listed Companies	103
Traded Companies	42
General Assembly Co.	4
Suspended Co.	2

Bulletin No (71) of 2024

Traded Value	1,065,433,580	Trades	873
ISX Index 15	1047.70		
Previous ISX Index15	1037.50		
Change %	0.98		
Change	10.20		

Non Traded Co.	55
High Companies	8
Low Companies	15
Un Listed Companies OTC	2



Gainers

Company Name	Closing Price	Change (%)	Traded Volume
Al-Mosul for funfairs	9.000	12.50	70,000
Bank of Baghdad	3.650	4.58	115,474,446
Baghdad Soft Drinks	4.300	2.38	37,170,538
Iraqi Islamic Bank	1.110	1.83	53,043,503
Mamoura Realestate Investment	7.120	1.57	1,394,761

Losers

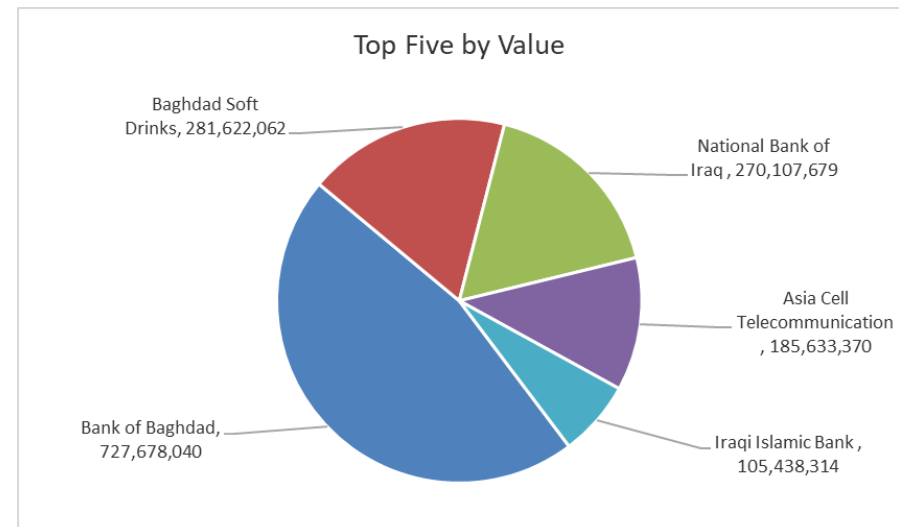
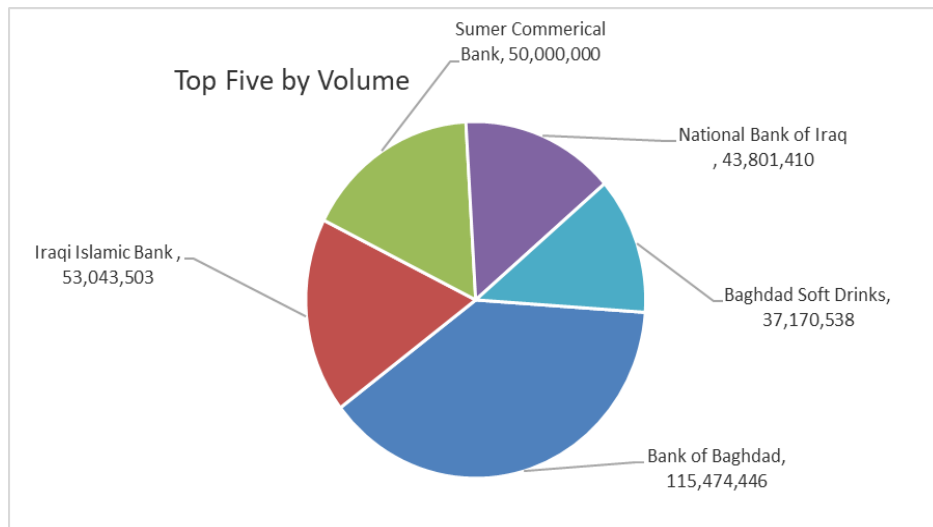
Company Name	Closing Price	Change (%)	Traded Volume
Middle East Bank	0.100	-9.09	14,446,224
Al-Ameen Estate Investment	2.920	-5.81	1,104,478
Modern Sewing	10.000	-4.76	505,768
Dar Al-Salam for Insurance	0.670	-2.90	1,000,000
Investment Bank of Iraq	0.350	-2.78	7,559,801

Traded Volume

Company Name	Closing Price	Change (%)	Traded Volume
Bank of Baghdad	3.650	4.58	115,474,446
Iraqi Islamic Bank	1.110	1.83	53,043,503
Sumer Commerical Bank	0.100	0.00	50,000,000
National Bank of Iraq	2.790	0.00	43,801,410
Baghdad Soft Drinks	4.300	2.38	37,170,538

Traded Value

Company Name	Closing Price	Change (%)	Traded Value
Bank of Baghdad	3.650	4.58	416,808,184
Baghdad Soft Drinks	4.300	2.38	158,662,602
National Bank of Iraq	2.790	0.00	122,536,002
Asia Cell Telecommunication	9.250	0.43	87,779,161
Iraqi Islamic Bank	1.110	1.83	59,260,227



Regular Market Bulletin No (71)



Company Name	Code	opening Price	highest price	lowest price	Average price	Prev Average price	Closing Price	prev closing price	change (%)	No.of Trades	Traded Volume	Traded Value
Banks Sector												
Ashur International Bank	BASH	0.320	0.320	0.310	0.320	0.320	0.320	0.320	0.00	12	18,865,132	6,033,873
Bank of Baghdad	BBOB	3.550	3.660	3.540	3.610	3.440	3.650	3.490	4.58	210	115,474,446	416,808,184
Commercial Bank of Iraq	BCOI	0.830	0.830	0.830	0.830	0.830	0.830	0.840	-1.19	5	7,500,000	6,225,000
Economy Bank	BEFI	0.200	0.200	0.200	0.200	0.200	0.200	0.200	0.00	4	16,691,000	3,338,200
Gulf Commercial Bank	BGUC	0.170	0.170	0.170	0.170	0.170	0.170	0.170	0.00	3	6,750,000	1,147,500
Investment Bank of Iraq	BIBI	0.360	0.360	0.350	0.360	0.350	0.350	0.360	-2.78	11	7,559,801	2,710,930
Iraqi Islamic Bank	BIIB	1.100	1.140	1.100	1.120	1.060	1.110	1.090	1.83	61	53,043,503	59,260,227
Middle East Bank	BIME	0.110	0.110	0.100	0.110	0.110	0.100	0.110	-9.09	12	14,446,224	1,584,140
Mosul Bank For Investment	BMFI	0.200	0.200	0.200	0.200	0.200	0.200	0.200	0.00	2	8,500,000	1,700,000
Al -Mansour Bank	BMNS	1.400	1.410	1.400	1.400	1.400	1.410	1.400	0.71	26	25,961,048	36,442,751
National Bank of Iraq	BNOI	2.790	2.820	2.790	2.800	2.800	2.790	2.790	0.00	81	43,801,410	122,536,002
Sumer Commerical Bank	BSUC	0.100	0.100	0.100	0.100	0.090	0.100	0.100	0.00	18	50,000,000	5,000,000
Al-Taif Islamic Bank	BTIB	0.740	0.740	0.730	0.740	0.740	0.730	0.740	-1.35	2	68,507	50,682
United Bank	BUND	0.070	0.080	0.070	0.070	0.080	0.080	0.080	0.00	2	732,142	53,750
Total Of Banks Sector										449	369,393,213	662,891,238
Telecommunication Sector												
Asia Cell Telecommunication	TASC	9.220	9.250	9.020	9.150	9.230	9.250	9.210	0.43	68	9,588,565	87,779,161
Al-Khatem Telecoms	TZNI	2.420	2.420	2.420	2.420	2.430	2.420	2.430	-0.41	2	59,387	143,717
Total Of Telecommunication										70	9,647,952	87,922,877
Insurance Sector												
Al-Ameen for Insurance	NAME	0.780	0.780	0.700	0.710	0.700	0.700	0.700	0.00	4	507,402	359,872
Dar Al-Salam for Insurance	NDSA	0.670	0.670	0.670	0.670	0.690	0.670	0.690	-2.90	1	1,000,000	670,000
Total Of Insurance Sector										5	1,507,402	1,029,872
Services Sector												
Baghdad -Iraq Transportatio	SBPT	36.000	36.500	36.000	36.000	36.620	36.000	36.500	-1.37	14	515,273	18,551,338
Al-Mosul for funfairs	SMOF	9.050	9.050	9.000	9.040	8.000	9.000	8.000	12.50	2	70,000	633,000
Mamoura Realestate Invest	SMRI	6.970	7.200	6.910	7.040	7.020	7.120	7.010	1.57	12	1,394,761	9,821,857
Al-Nukhba for construction	SNUC	0.650	0.650	0.650	0.650	0.650	0.650	0.650	0.00	1	41,712	27,113
Total Of Services Sector										29	2,021,746	29,033,308
Industry Sector												
Baghdad Soft Drinks	IBSD	4.200	4.310	4.200	4.270	4.180	4.300	4.200	2.38	113	37,170,538	158,662,602
Iraqi For Tufted Carpets	IITC	14.520	14.520	14.520	14.520	14.520	14.520	14.520	0.00	2	66,546	966,248
Al-Mansour Pharmaceutical	IMAP	1.970	1.970	1.940	1.960	1.960	1.960	1.960	0.00	54	5,750,000	11,275,000
Modern Sewing	IMOS	10.000	10.000	9.000	9.550	10.500	10.000	10.500	-4.76	10	505,768	4,831,612
Ready Made Clothes	IRMC	4.310	4.310	3.750	3.800	3.970	3.820	3.910	-2.30	16	4,219,294	16,032,738
Total Of Industry Sector										195	47,712,146	191,768,201
Hotels Sector												
Baghdad Hotel	HBAG	11.200	11.200	11.200	11.200	11.270	11.200	11.100	0.90	1	10,000	112,000
Ishtar Hotel	HISH	9.260	9.260	9.250	9.260	9.330	9.250	9.250	0.00	4	640,293	5,928,110
Total Of Hotels Sector										5	650,293	6,040,110
Agriculture Sector												
Agricultural Products Meat	AIPM	5.000	5.000	5.000	5.000	5.000	5.000	5.000	0.00	1	10,000	50,000
Iraqi for Seed Production	AISP	8.860	8.860	8.800	8.840	8.900	8.850	8.900	-0.56	54	4,550,130	40,230,688
Middle East for Production-	AMEF	7.300	7.300	7.300	7.300	7.390	7.300	7.390	-1.22	3	14,183	103,536
Total Of Agriculture Sector										58	4,574,313	40,384,224
Total Of Regular										811	435,507,065	1,019,069,830

Non Regular Market Bulletin No (71)

Company Name	Code	opening Price	highest price	lowest price	Average price	Prev Average price	Closing Price	prev closing price	change (%)	No.of Trades	Traded Volume	Traded Value
Banks Sector												
Credit Bank	BROI	1.060	1.070	1.050	1.060	1.060	1.060	1.060	0.00	12	14,910,000	15,785,700
Trust International Islamic B	BTRU	0.750	0.750	0.750	0.750	0.750	0.750	0.750	0.00	10	1,450,000	1,087,500
Total Of Banks Sector										22	16,360,000	16,873,200
Investment Sector												
AL-Wiaam for Financial Inve	VWIF	0.350	0.350	0.350	0.350	0.350	0.350	0.350	0.00	1	10,588	3,706
Total Of Investment Sector										1	10,588	3,706
Services Sector												
Al-Ameen Estate Investmen	SAEI	2.920	2.920	2.920	2.920	3.100	2.920	3.100	-5.81	3	1,104,478	3,225,076
Total Of Services Sector										3	1,104,478	3,225,076
Industry Sector												
Fallujah for construction Ma	IFCM	3.700	3.700	3.690	3.700	3.700	3.690	3.700	-0.27	18	5,250,000	19,407,500
National Furniture Industrie	IHFI	2.610	2.610	2.610	2.610	2.610	2.610	2.610	0.00	1	758	1,978
Total Of Industry Sector										19	5,250,758	19,409,478
Total Of Non Regular										45	22,725,824	39,511,460

Undisclosed Platform Companies Bulletin (71)

Company Name	Code	opening Price	highest price	lowest price	Average price	Prev Average price	Closing Price	prev closing price	change (%)	No.of Trades	Traded Volume	Traded Value
Industry Sector												
Al-Hilal Industries	IHLI	0.990	0.990	0.990	0.990	0.990	0.990	0.990	0.00	4	2,050,000	2,029,500
Iraqi Carton Manufacturies	IICM	1.150	1.170	1.150	1.150	1.170	1.170	1.170	0.00	7	3,286,000	3,780,260
National Chemical &Plastic	INCP	1.860	1.860	1.850	1.850	1.850	1.850	1.860	-0.54	4	109,425	202,531
The Light Industries	ITLI	0.700	0.700	0.700	0.700	0.710	0.700	0.720	-2.78	2	1,200,000	840,000
Total Of Industry Sector										17	6,645,425	6,852,291
Total of un disclosed										17	6,645,425	6,852,291
Grand Total										873	464,878,314	1,065,433,580



Not Trading Bonds Bulletin

Bond type	Publish type	Code	last trading price	immortilize date
Banaa Bonds / million ID	First	CB10	1030000	10/12/2025
Banaa Bonds / million ID	second	CB20	964981	19/12/2025
Amara Bonds /500 thousand	First	CB25	—	9/10/2025
Amara Bonds /Million ID	First	CB30	984000	9/10/2027
Amara Bonds /500 thousand	Second	CB35	—	—
Amara Bonds /Million ID	Second	CB40	—	—
Amara Bonds /Third publish	according to ISC and BOG decision list and trade Amara Third publish , start deposit from 28/3/2024 and first trading will be on Wednesday 21/4/2024			

Iraq Stock Exchange



Trading Session Tuesday 16/4/2024

Not Trading OTC

Company Name	Code	Previous Average price
Rabee Securities	FRSE	—
Karmal Brokerage	FKSX	10.000

Iraq Stock Exchange
Non Iraqis' Bulletin Tuesday April 16 2024
Regular Market



Non Iraqi Trading of Regular Market (Buy)

Company Names	Code	No.of trades	Traded Shares	Trading Volume
Banks Sector				
Bank Of Baghdad	BBOB	7	6,705,698	24,286,798
Total Bank sector		7	6,705,698	24,286,798
Insurance Sector				
Al-Ameen Insurance	NAME	2	102,384	74,860
Total Insurance sector		2	102,384	74,860
Grand Total		9	6,808,082	24,361,657

Non Iraqi Trading of Regular Market (Sell)

Company Names	Code	No.of trades	Traded Shares	Trading Volume
Banks Sector				
Bank Of Baghdad	BBOB	9	10,000,000	36,275,000
Iraqi Middle East Investment Bank	BIME	1	494,498	49,450
Investment Bank of Iraq	BIBI	2	492,476	176,296
Ashur International Bank	BASH	1	296,970	92,061
United Bank	BUND	1	482,142	33,750
Total Bank sector		14	11,766,086	36,626,557
Services Sector				
Mamoura Realestate	SMRI	4	600,000	4,258,000
Total Services sector		4	600,000	4,258,000
Telecommunication Sector				
Asia cell	TASC			
Al-Khatem Telecoms	TZNI	2	59,387	143,717
Total Telecommunication sector		2	59,387	143,717
Grand Total		20	12,425,473	41,028,273

Non Iraqi Trading of Undisclosed Platform (Sell)

Company Names	Code	No.of trades	Traded Shares	Trading Volume
Industry Sector				
The Light Industries	ITLI	1	200,000	140,000
Total Industry sector		1	200,000	140,000
Grand Total		1	200,000	140,000

Iraq Stock Exchange non trading companies on Tuesday 16/4/2024

Company Names	Code	Previous Average Price	Closing Price
Banking Sector			
Cihan Islamic Bank	BCIH	2.200	2.200
National Islamic Bank	BNAI	0.500	0.500
Asia Al Iraq Islamic Bank	BAIB	0.900	0.900
Kurdistan International Bank	BKUI	0.760	0.770
Elaf Islamic Bank	BELF	0.550	0.550
Union Bank of Iraq	BUOI	0.280	0.280
Insurance Sector			
Gulf Insurance	NGIR	0.400	0.400
Services Sector			
Kharkh Tour Amuzement City	SKTA	4.700	4.700
Rehab Karbala	HKAR	0.820	0.820
Industry Sector			
Iraqi Engineering Works	IIEW	4.500	4.500
Metallic Industries and Bicycles	IMIB	2.180	2.200
Al -Khazer Road for Construction Material	IKHC	3.000	3.000
Al-Kindi of Veterinary Vaccines	IKLV	1.600	1.600
Iraqi Marketing Date	IIDP	1.630	1.600
Hotels Sector			
Al-Mansour Hotel	HMAN	37.640	37.500
Babylon Hotel	HBAY	115.000	115.000
Tourist Village of Mosul dam	HTVM	12.000	12.000
Agriculture Sector			
Modern for Animal Production	AMAP	0.540	0.530
Iraqi Agricultural Products	AIRP	19.500	19.500
Al-Ahlyia agricultural production	AAHP	0.950	0.950
Company Names	Code	Previous Average Price	Closing Price
Banks Sector			
World Islamic Bank	BWOR	1.000	1.000
Zain Al-Iraq Islamic Bank	BZII	0.340	0.340
Al-Qurtas Islamic Bank	BQUR	1.000	1.000
Arabiya Islamic Bank	BAAI	1.000	1.000
Al Janoob Islamic Bank Investment	BJAB	1.000	1.000
Region Trade Bank	BRTB	1.000	1.000
Erbil Bank	BERI	0.110	0.110
Ameen Al Iraq Islamic Bank	BAME	1.000	1.000
International Development Bank	BIDB	1.000	1.000
Al- Qabidh Islamic Bank	BQAB	0.240	0.240
Al Anssari Islamic Bank	BANS	1.000	1.000
Iraq Noor Islamic Bank	BINI	1.050	1.050
AL- Mashreq al-Arabi Islamic Bank	BAMS	-	-
Trans Iraq Bank for Investment	BTRI	0.650	0.650
Erbil Bank	BERI	0.110	0.110
Al Mustashar Bank	BMUI	1.000	1.000
International Islamic Bank	BINT	0.750	0.750
Al Attaa Islamic Bank	BLAD	0.130	0.130
Insurance Sector			
Alahliya For Insurance	NAHF	0.330	0.330
Al -Hamraa Insurance	NHAM	0.700	0.700
Investment Sector			
Al-Zawraa for Finanical Investment	VZAF	0.180	0.180
Bain Al-Nahrain Financial Investment	VMES	0.900	0.900
Al-Ameen for Financial Investment	VAMF	1.000	1.000

Services Sector			
Ibdaa Al-Sharq Al-Awsat	SIBD	1.000	1.000
Industry Sector			
Baghdad for Packing Materials	IBPM	2.800	2.800
Modern chemical industries	IMCI	100.000	100.000
Hotels Sector			
Ashour Hotel	HASH	18.000	18.000
Agriculture Sector			
Al-Ribas for Poultry and Fodder	AREB	-	-
Company Names	Code	Previous Average Price	Closing Price
Banks Sector			
Babylon Bank	BBAY	0.070	0.070
Services Sector			
AL-Badia for General Trans	SBAG	0.600	0.600
General Transportation	SIGT	0.990	0.990
IndustrySector			
Electronic Industries	IELI	0.760	0.760
Modern Construction Materials	IMCM	0.660	0.660
Investment Sector			
AL- Batek Investment	VBAT	0.370	0.370
Alkhair for financial Investment	VKHF	0.190	0.190
Hotels Sector			
Al-Sadeer Hotel	HSAD	27.000	27.000
Palestine Hotel	HPAL	22.020	22.000

Iraq Stock Exchange Suspended Companies

Al-Rajih Islamic Bank (BRAJ)	9/19/2021	The trading suspended for not produce the Annual disclosure for 2020 at closing price (1.000) ID.
North Bank (BNOR)	31/10/2022	The trading suspended by ISC decision at closing price (0.070) ID.

Iraq Stock Exchange News of listed companies Tuesday 16/4/2024

Companies News

Credit Bank (BROI)	General Assembly Meeting will be hold on Thursday 2/5/2024 at the company to discuss financial statement of 2023 , cash dividend , increasing in company capital according to first , second /55, elect new board of Administration council . Trading has been suspend on Thursday 25/4/2024 .
out of trading	
Babil Animal&vegetable Products (ABAP)	General Assembly Meeting will be hold on Monday 11/12/2023 at theAl Jadriya to discuss financial statement of 2021,2022 , cash dividend , discuss the deficit Trading has been suspend on Thursday 7/12/2023 .
Iraqi Land Transport (SILT)	General Assembly Meeting will be hold on Wednesday 6/3/2024 at the Trade Ministry VIP Hall to resign the current board of Administration and elect new five board of Administration .Trading has been suspend on Sunday 3/3/2024.
Arabiya Islamic Bank (BAAI)	General Assembly Meeting will be hold on Saturday 19/4/2024 at Erbil Hotel to cancel the previous decision concern the increaing in company capital from (250) billion to (300) billion . Trading has been suspend on Tuesday 16/4/2024 .
National for Tourist Investment(HNTI)	General Assembly Meeting will be hold on Sunday 21/4/2024 at the company to discuss financial statement of 2022 , cash dividend. Trading has been suspend on Tuesday 16/4/2024 .