

Iraq Stock Exchange

Bulletin No (65)



سوق العراق للاوراق المالية
IRAQ STOCK EXCHANGE

ISX Trading Indices of Thursday 16/4/2026

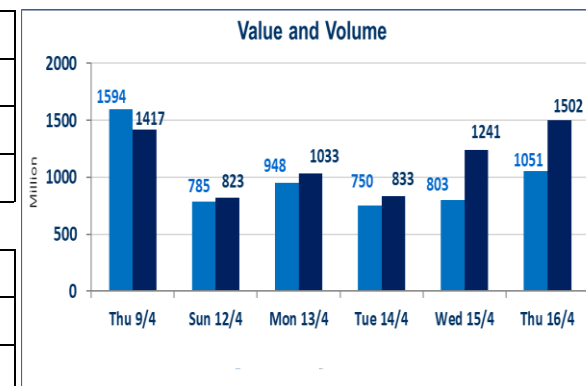
Traded Volume and OTC	1,051,234,694
-----------------------	---------------

Traded Value and OTC	1,502,685,122
----------------------	---------------

Traders	1208
---------	------

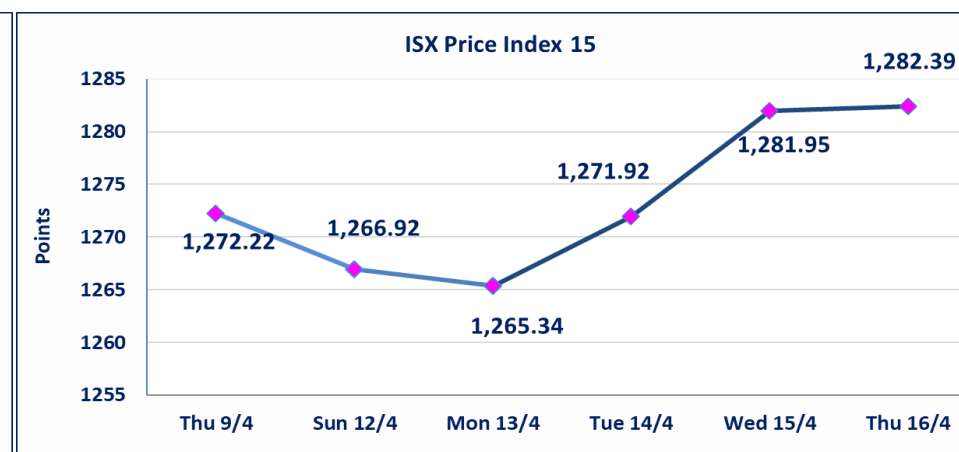
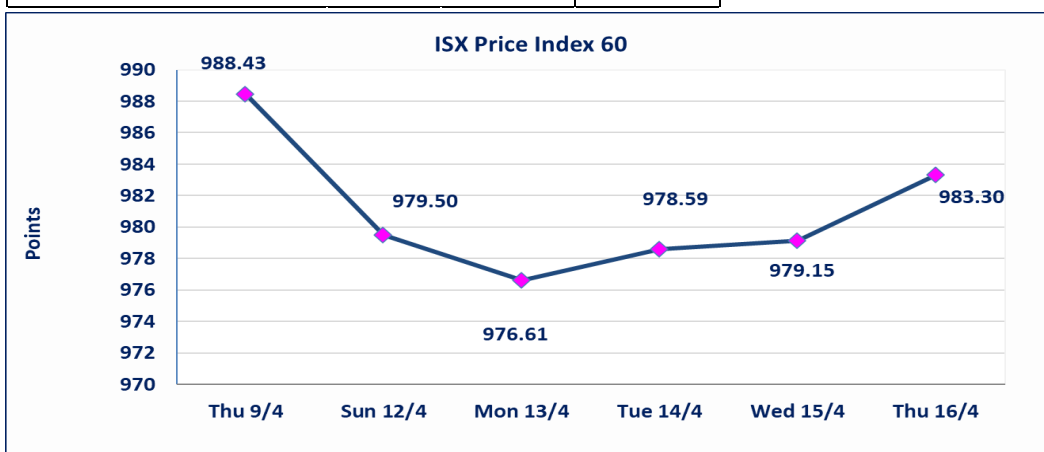
ISX Index 60	983.30
Previous ISX Index60	979.15
Change %	0.42
Change	4.15

ISX Index 15	1282.39
Previous ISX Index15	1281.95
Change %	0.03
Change	0.44



Listed Companies	104	OTC	14
Traded Listed Companies	52	OTC	1
GAM Companies	3		
Suspended Companies	8		

Non Traded listed	41	OTC	13
Higher Companies	11		
Lower Companies	15		



ISX top gaining and losing companies

Thursday 16/4/2026

Gainers

Company Name	Closing Price	Change (%)	Traded Volume
Baghdad Soft Drinks	6.180	3.00	24,962,158
National Islamic Bank	0.960	2.13	100,000
Iraqi For Tufted Carpets	18.500	1.70	19,940
Babil Animal & Vegetable Product	8.600	1.53	299,270
Commercial Islamic Bank of Iraq	0.680	1.49	4,108,472

Losers

Company Name	Closing Price	Change (%)	Traded Volume
Al-Kindi of Veterinary Vaccines	2.400	-4.00	2,687,811
Dar Al-Salam for Insurance	0.730	-3.95	3,625,000
Al-Hilal Industries	1.350	-3.57	7,299,816
Agricultural Products Meat	4.300	-3.37	200,397
Bank of Baghdad	3.320	-2.06	101,137,552

The most active companies in term of traded volume and value

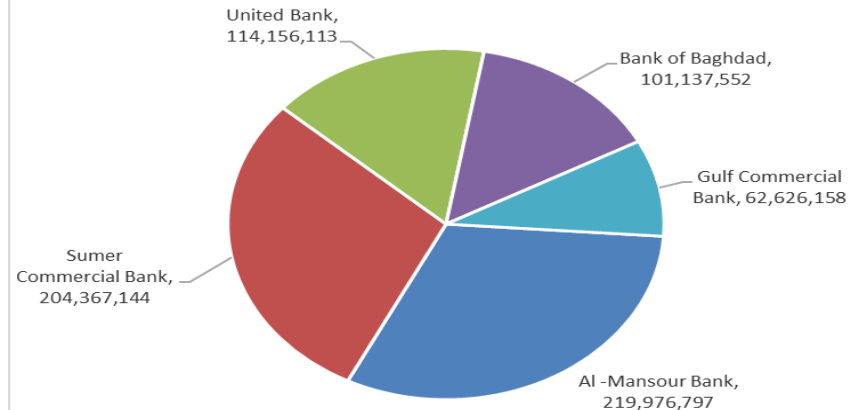
Traded Volume

Company Name	Closing Price	Change (%)	Traded Volume
Al -Mansour Bank	1.740	0.58	219,976,797
Sumer Commercial Bank	0.200	0.00	204,367,144
United Bank	0.050	0.00	114,156,113
Bank of Baghdad	3.320	-2.06	101,137,552
Gulf Commercial Bank	0.380	0.00	62,626,158

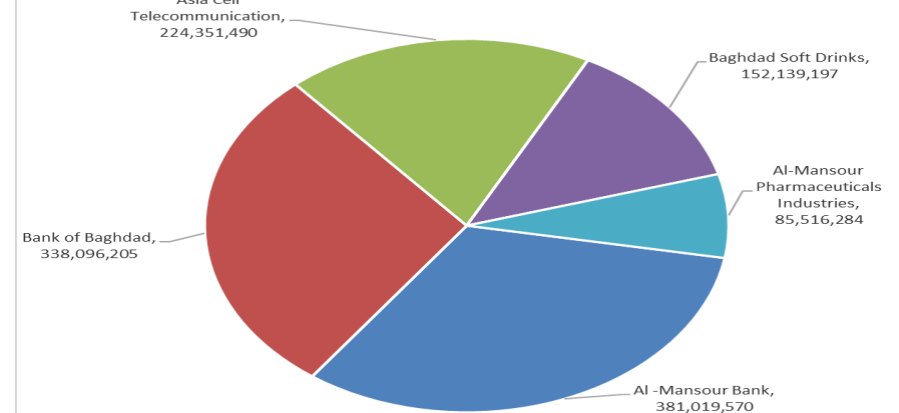
Traded Value

Company Name	Closing Price	Change (%)	Traded Value
Al -Mansour Bank	1.740	0.58	381,019,570
Bank of Baghdad	3.320	-2.06	338,096,205
Asia Cell Telecommunication	16.300	-0.79	224,351,490
Baghdad Soft Drinks	6.180	3.00	152,139,197
Al-Mansour Pharmaceuticals Indu	2.200	0.00	85,516,284

Top Five by Volume



Top Five by Value



Regular Market Bulletin No (65)



Company Name	Code	opening Price	highest price	lowest price	Average price	Prev Average price	Closing Price	prev closing price	change (%)	No.of Trades	Traded Volume	Traded Value
Banks Sector												
Ashur International Bank	BASH	0.240	0.250	0.240	0.240	0.240	0.240	0.240	0.00	9	19,009,840	4,565,819
Bank of Baghdad	BBOB	3.390	3.400	3.320	3.340	3.400	3.320	3.390	-2.06	214	101,137,552	338,096,205
Commercial Islamic Bank of Iraq	BCOI	0.670	0.680	0.670	0.670	0.670	0.680	0.670	1.49	8	4,108,472	2,753,261
Economy Bank	BEFI	0.220	0.220	0.220	0.220	0.220	0.220	0.220	0.00	1	50,000	11,000
Elaf Islamic Bank	BELF	0.250	0.250	0.250	0.250	0.250	0.250	0.250	0.00	3	2,663,545	665,886
Gulf Commercial Bank	BGUC	0.380	0.380	0.380	0.380	0.380	0.380	0.380	0.00	9	62,626,158	23,797,940
Investment Bank of Iraq	BIBI	0.220	0.220	0.220	0.220	0.220	0.220	0.220	0.00	10	55,259,126	12,157,008
Iraqi Islamic Bank	BIIB	1.010	1.010	1.000	1.010	1.010	1.010	1.010	0.00	20	13,112,628	13,193,787
Middle East Bank	BIME	0.090	0.090	0.090	0.090	0.090	0.090	0.090	0.00	1	491,826	44,264
Al -Mansour Bank	BMNS	1.730	1.740	1.720	1.730	1.720	1.740	1.730	0.58	145	219,976,797	381,019,570
National Islamic Bank	BNAI	0.960	0.960	0.960	0.960	0.940	0.960	0.940	2.13	1	100,000	96,000
National Bank of Iraq	BNOI	5.090	5.110	5.090	5.100	5.100	5.090	5.090	0.00	78	8,705,254	44,384,327
Sumer Commercial Bank	BSUC	0.200	0.200	0.190	0.190	0.200	0.200	0.200	0.00	55	204,367,144	38,974,266
Al-Taif Islamic Bank	BTIB	0.670	0.670	0.670	0.670	0.670	0.670	0.670	0.00	1	400,000	268,000
United Bank	BUND	0.050	0.050	0.050	0.050	0.050	0.050	0.050	0.00	19	114,156,113	5,707,806
Union Bank of Iraq	BUOI	0.170	0.170	0.170	0.170	0.170	0.170	0.170	0.00	1	4,847	824
Total of Banks Sector										575	806,169,302	865,735,963
Telecommunication Sector												
Asia Cell Telecommunication	TASC	16.430	16.430	16.300	16.400	16.180	16.300	16.430	-0.79	181	13,677,772	224,351,490
Al-Khatam Telecom	TZNI	3.720	3.720	3.600	3.680	3.700	3.650	3.710	-1.62	24	1,035,435	3,805,825
Total of Telecommunication Sector										205	14,713,207	228,157,315
Insurance Sector												
Al-Ameen for Insurance	NAME	0.910	0.910	0.910	0.910	0.910	0.910	0.910	0.00	7	474,632	431,915
Dar Al-Salam for Insurance	NDSA	0.730	0.730	0.730	0.730	0.760	0.730	0.760	-3.95	2	3,625,000	2,646,250
Total of Insurance Sector										9	4,099,632	3,078,165
Service Sector												
Baghdad -Iraq Transportation	SBPT	23.350	23.350	23.220	23.280	23.490	23.250	23.350	-0.43	12	146,369	3,406,970
Kharkh Tour Amusement City	SKTA	4.300	4.300	4.300	4.300	4.300	4.300	4.300	0.00	12	12,260,000	52,718,000
Al-Mosul for funfairs	SMOF	7.000	7.000	7.000	7.000	7.020	7.000	7.020	-0.28	6	130,620	914,340
Mamoura Realestate	SMRI	3.230	3.350	3.230	3.260	3.220	3.260	3.230	0.93	40	6,177,349	20,135,600
AL-Nukhba for Construction	SNUC	0.710	0.710	0.710	0.710	0.710	0.710	0.710	0.00	1	71,000	50,410
Total of Service Sector										71	18,785,338	77,225,320
Industrial Sector												
Baghdad Soft Drinks	IBSD	6.000	6.180	6.000	6.090	6.000	6.180	6.000	3.00	157	24,962,158	152,139,197
Iraqi For Tufted Carpets	IITC	18.500	18.500	18.500	18.500	18.190	18.500	18.190	1.70	2	19,940	368,890
Al-Kindi of Veterinary Vaccines	IKLV	2.450	2.450	2.400	2.400	2.500	2.400	2.500	-4.00	2	2,687,811	6,450,846
Al-Mansour Pharmaceuticals Ind	IMAP	2.200	2.200	2.200	2.200	2.200	2.200	2.200	0.00	24	38,871,038	85,516,284
Metallic Industries and Bicycles	IMIB	1.900	1.900	1.900	1.900	1.900	1.900	1.900	0.00	1	104,329	198,225
Modern Sewing	IMOS	5.500	5.500	5.500	5.500	5.500	5.500	5.500	0.00	2	12,711	69,911
Ready Made Clothes	IRMC	2.280	2.300	2.280	2.300	2.290	2.300	2.280	0.88	2	23,581	54,193
Total of Industrial Sector										190	66,681,568	244,797,546
Hotels Sector												
Baghdad Hotel	HBAG	11.750	11.750	11.750	11.750	11.700	11.750	11.700	0.43	1	500	5,875
Ishtar Hotels	HISH	9.000	9.000	9.000	9.000	9.080	9.000	9.050	-0.55	3	150,000	1,350,000
Al-Sadeer Hotel	HSAD	22.990	22.990	22.980	22.990	22.990	22.980	22.990	-0.04	2	25,000	574,746
Tourist Village of Mosul dam	HTVM	13.800	13.800	13.800	13.800	13.800	13.800	13.800	0.00	1	367	5,065
Total of Hotels Sector										7	175,867	1,935,685
Agricultural Sector												
Babil Animal & Vegetable Produ	ABAP	8.470	8.850	8.410	8.520	8.300	8.600	8.470	1.53	22	299,270	2,550,278
Agricultural Products Meat	AIPM	4.500	4.500	4.300	4.300	4.450	4.300	4.450	-3.37	12	200,397	861,829
Total of Agricultural Sector										34	499,667	3,412,106
Total Of Regular										1,091	911,124,581	1,424,342,099

Second Platform Market Bulletin No (65)



Company Name	Code	opening Price	highest price	lowest price	Average price	Prev Average price	Closing Price	prev closing price	change (%)	No.of Trades	Traded Volume	Traded Value
Banks Sector												
International Islamic Bank	BINT	0.200	0.200	0.200	0.200	0.200	0.200	0.200	0.00	4	1,292,245	258,449
Al-Ataa Islamic Bank	BLAD	0.100	0.100	0.100	0.100	0.100	0.100	0.100	0.00	1	100,000	10,000
Trans Iraq Bank Investment	BTRI	0.310	0.310	0.310	0.310	0.310	0.310	0.310	0.00	2	48,098	14,910
Total of Banks Sector										7	1,440,343	283,359
Insurance Sector												
Al-Hamraa for Insurance	NHAM	4.600	4.600	4.600	4.600	4.630	4.600	4.600	0.00	4	1,081	4,973
Total of Insurance Sector										4	1,081	4,973
Industrial Sector												
Fallujah for construction Materi	IFCM	2.700	2.780	2.700	2.710	2.760	2.780	2.750	1.09	17	5,365,720	14,525,091
Total of Industrial Sector										17	5,365,720	14,525,091
Hotels Sector												
Ashour Hotel	HASH	32.200	32.200	32.200	32.200	32.200	32.200	32.200	0.00	2	462	14,876
Total of Hotels Sector										2	462	14,876
Total of Non Regular										30	6,807,606	14,828,299

Undisclosed Platform Companies Bulletin No (65)



Company Name	Code	opening Price	highest price	lowest price	Average price	Prev Average price	Closing Price	prev closing price	change (%)	No.of Trades	Traded Volume	Traded Value
Industrial Sector												
AL-Badia for General Trans	SBAG	1.050	1.060	1.040	1.050	1.040	1.060	1.050	0.95	11	5,055,409	5,307,688
General Transportation	SIGT	1.700	1.700	1.700	1.700	1.700	1.700	1.700	0.00	4	78,546	133,528
Total of Industrial Sector										15	5,133,955	5,441,216
Industrial Sector												
Al-Hilal Industries	IHLI	1.340	1.380	1.340	1.360	1.400	1.350	1.400	-3.57	17	7,299,816	9,943,578
Iraqi Carton Manufactories	IICM	2.630	2.630	2.600	2.610	2.650	2.600	2.640	-1.52	4	300,000	783,000
National Chemical &Plastic	INCP	1.860	1.860	1.860	1.860	1.870	1.860	1.870	-0.53	2	140,995	262,251
The Light Industries	ITLI	1.240	1.260	1.240	1.250	1.260	1.240	1.260	-1.59	8	4,828,595	6,027,239
Total of Industrial Sector										31	12,569,406	17,016,068
Hotels Sector												
Palestine Hotel	HPAL	18.200	18.200	18.200	18.200	18.200	18.200	18.200	0.00	4	4,395	79,989
Total of Hotels Sector										4	4,395	79,989
Agricultural Sector												
Iraqi for Seed Production	AISP	4.880	4.880	4.840	4.860	4.900	4.850	4.880	-0.61	25	4,050,000	19,671,000
Total of Agricultural Sector										25	4050000	19,671,000
Total of Undisclosed										75	21,757,756	42,208,273
Grand Total										1,196	939,689,943	1,481,378,672

Iraq Stock Exchange not trading companies of Thursday 16/4/2026

Company Names	Code	Previous Average Price	Closing Price
Banks Sector			
Kurdistan International Bank	BKUI	1.100	1.100
Mosul Bank For Investment	BMFI	0.140	0.140
Asia Al Iraq Islamic Bank	BAIB	0.780	0.780
Cihan Bank for Islamic Investment&Finan	BCIH	2.200	2.200
Insurance Sector			
Gulf Insurance	NGIR	0.430	0.430
Service Sector			
Rehab Karbalaa	HKAR	0.630	0.630
Industrial Sector			
Iraqi Date Processing and Marketing	IIDP	2.450	2.450
Iraqi Engineering Works	IIEW	5.770	5.770
Al -Khazer Construction Materials	IKHC	1.240	1.240
Hotels Sector			
National for Tourist Investment	HNTI	9.250	9.250
Mansour Hotel	HMAN	50.000	50.000
Babylon Hotel	HBAY	102.000	102.000
Agricultural Sector			
Iraqi Agricultural Products	AIRP	10.000	10.000
Al-Ahlyia agricultural production	AAHP	2.100	2.100
Middle East for Production- Fish	AMEF	5.990	5.990
Modern for Animal Production	AMAP	0.360	0.360
Company Names	Code	Previous Average Price	Closing Price
Banks Sector			
AL- Mal Islamic Bank	BMAL	1.000	1.000
Erbil Investment & FinanceBank	BERI	0.110	0.110
Credit Bank Of Iraq	BROI	0.600	0.590
International Development Bank	BIDB	1.050	1.050
Al-Mashreq Al-Arabi Islamic Bank	BAMS	0.850	0.850
Iraq Noor Islamic Bank for Investment	BINI	0.250	0.250
Region Trade Bank	BRTB	1.000	1.010
Arab Islamic Bank	BAAI	1.000	1.000
Al-Rajih Islamic Bank	BRAJ	1.000	1.000
AL-Anssari Islamic Bank	BANS	0.050	0.050
Al-Mustashar Islamic Bank for Investmen	BMUI	1.000	1.000
Al-Qabidh Islamic Bank	BQAB	0.090	0.090
Trust International Islamic Bank	BTRU	0.750	0.750
World Islamic Bank for Investment	BWOR	1.000	1.000
Al janoob Islamic Bank	BJAB	0.940	0.940
Ameen Al-Iraq Islamic Bank	BAME	1.000	1.000
Investment Sector			
AL-Wiaam for Financial Investment	VWIF	0.690	0.690
Al-Ameen for Financial Investment	VAMF	1.200	1.200
Insurance Sector			
Alahliya For Insurance	NAHF	0.850	0.850
Industrial Sector			
National Furniture Industries	IHFI	0.900	0.900
Modern chemical industries	IMCI	100.000	100.000
Service Sector			
Al-Ameen Estate Investment	SAEI	1.810	1.810
Ibdaa Al-sharq Alwast General Contractir	SIBD	1.000	1.000
Agricultural Sector			
AL-Rebass for Poultry&feed	AREB	-	-
Company Names	Code	Previous Average Price	Closing Price
Industrial Sector			
Modern Construction Materials	IMCM	1.300	1.300

Iraq Stock Exchange
Non Iraqis' Bulletin Thursday April 16 2026
Regular Market



Non Iraqi Trading of Regular Market (Sell)

Company Names	Code	No.of trades	Traded Shares	Trading Volume
Banks Sector				
National Bank Of Iraq	BNOI	12	2,698,371	13,761,792
Total Bank sector		12	2,698,371	13,761,792
Industry Sector				
Baghdad Soft Drinks	IBSD	1	171,301	1,027,806
Total Industry sector		1	171,301	1,027,806
Grand Total		13	2869672	14789598

OTC Platform Trading Bulletin No (65)

Company Name	Code	highest price	lowest price	Average price	No.of Trades	Traded Volume	Traded Value
Banks Sector							
Al-Warka Bank	BWAI	0.200	0.190	0.190	12	111,544,751	21,306,450
Total Of Money Service Sector					12	111,544,751	21,306,450
Total					12	111,544,751	21,306,450

Not Trading OTC Companies

Company Name	Code	Previous Average price
Banks Sector		
Hammurabi Commercial Bank	BHAM	—
Al-Sanam Islamic Bank	BSAN	3.000
Industrial Sector		
Kirkuk producing constructional materials	IKFP	2.280
Money Service Sector		
Karmal Brokerage	FKSX	10.000
Iraqi Deposit Insurance Corporation	FIDI	1.000
Rabee Securities	FRSE	9.500
Ishtar Gate for e-Paymant	FISH	1.000
Sama Baghdad Exchange	FSBE	—
Insurance Sector		
Al Badia Insurance	NBAD	—
Kurdistan Insurance	NKUI	0.500
Shatt Al Arab Insurance	NSHA	1.000
Elaf Insurance	NELF	—
Dilina Insurance Company	NDIL	—

Iraq Stock Exchange
Non Iraqis' Bulletin Thursday April 16 2026
Regular Market



Non Iraqi Trading of OTC (Sell)

Company Names	Code	No.of trades	Traded Shares	Trading Volume
Banks Sector				
Warka Bank for inv.&Finance	BWAI	9	100,000,000	19,000,000
Total Bank sector		9	100,000,000	19,000,000
Grand Total		9	100000000	19000000

Iraq Stock Exchange

Thursday 16/4/2026



سوق العراق للاوراق المالية
IRAQ STOCK EXCHANGE

Not Trading Bonds Bulletin

Bond type	Publish type	Code	last trading price	immortilize date
Banaa Bonds /Million ID	Second	CB20	964,981	19/12/2025
Eamar Bonds /Million ID	First	CB30	1,001,095	—
Eamar Bonds /Million ID	Second	CB40	—	—
Eamar Bonds /500 Thousand ID	Third	CB45	—	—
Eamar Bonds /Million ID	Third	CB50	—	—
Injaz Bonds /500 Thousand ID	First	CB55	—	—
Injaz Bonds /Million ID	First	CB60	—	—
Injaz Bonds /500 Thousand ID	Second	CB65	507,301	—
Injaz Bonds /Million ID	Second	CB70	965,050	—
Injaz Bonds /500 Thousand ID	Third	CB75	—	—
Injaz Bonds /Million ID	Third	CB80	978,182	—
National Bonds/Million ID	First	CB90	—	—
National Bonds/500 Thousand ID	Second	CB95	—	—
National Bonds/Million ID	Second	CB100	—	—