

Iraq Stock Exchange

Bulletin No (103)



سوق العراق للاوراق المالية
IRAQ STOCK EXCHANGE

ISX Trading Indices of Monday 15/6/2026

Traded Volume and OTC	829,873,669
-----------------------	-------------

Traded Value and OTC	1,410,248,969
----------------------	---------------

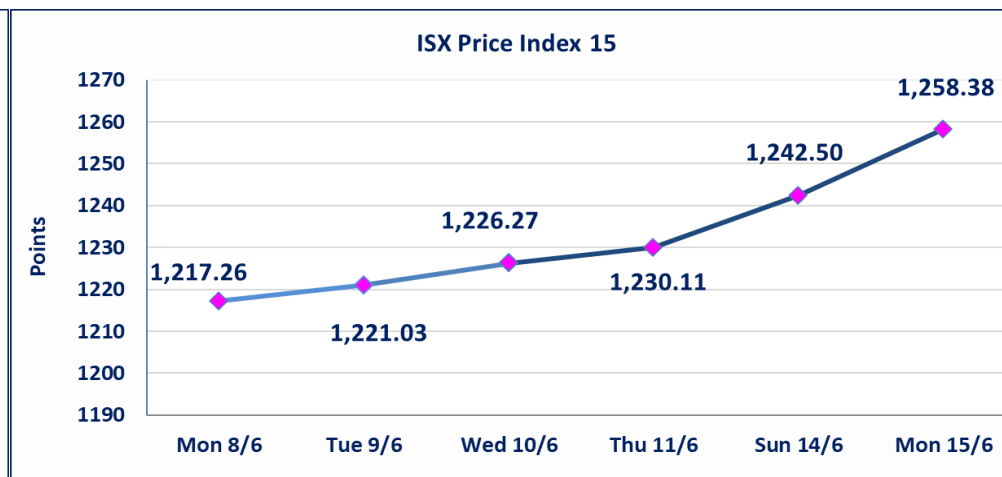
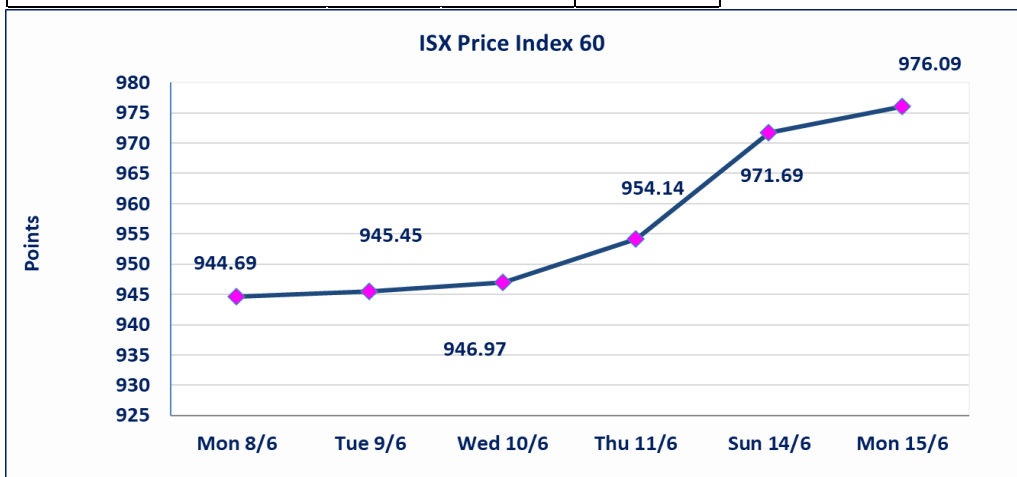
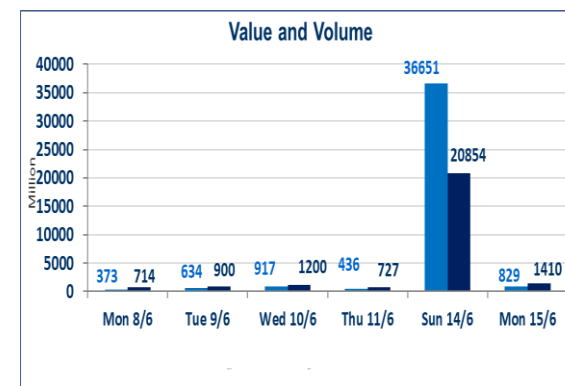
Traders	1353
---------	------

ISX Index 60	976.09
Previous ISX Index60	971.69
Change %	0.45
Change	4.40

ISX Index 15	1258.38
Previous ISX Index15	1242.50
Change %	1.28
Change	15.88

Listed Companies	103	OTC	14
Traded Listed Companies	47	OTC	1
GAM Companies	6		
Suspended Companies	11		

Non Traded listed	39	OTC	13
Higher Companies	19		
Lower Companies	16		



ISX top gaining and losing companies

Monday 15/6/2026

Gainers

Company Name	Closing Price	Change (%)	Traded Volume
Al-Taif Islamic Bank	0.900	18.42	5,147,805
Agricultural Products Meat	5.250	11.70	147,972
Al-Hilal Industries	1.650	10.00	246,000
General Transportation	1.600	6.67	87,551
Union Bank of Iraq	0.170	6.25	1,000,000

Losers

Company Name	Closing Price	Change (%)	Traded Volume
Mansour Hotel	62.000	-8.82	77,456
Kharkh Tour Amuzement City	4.500	-7.22	214,014
Al-Khatam Telecom	4.240	-6.81	3,008,739
Sumer Commercial Bank	0.190	-5.00	136,043,468
Electronic Industry	1.530	-4.37	996,112

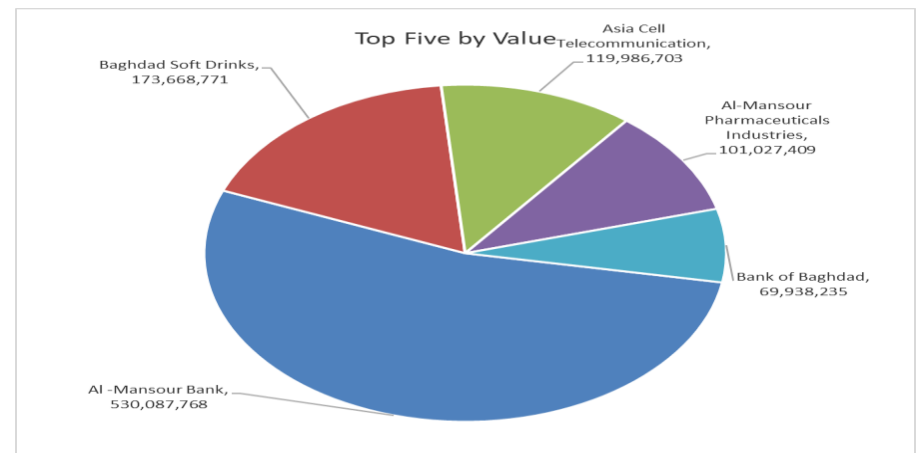
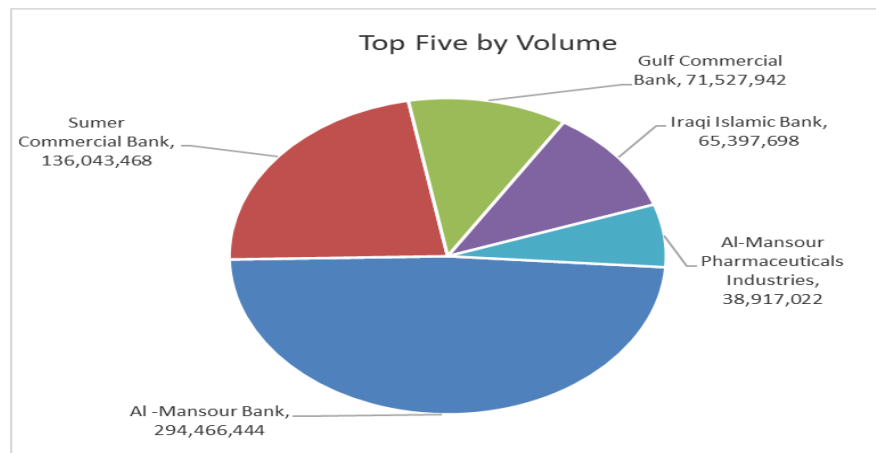
The most active companies in term of traded volume and value

Traded Volume

Company Name	Closing Price	Change (%)	Traded Volume
Al -Mansour Bank	1.810	0.56	294,466,444
Sumer Commercial Bank	0.190	-5.00	136,043,468
Gulf Commercial Bank	0.350	0.00	71,527,942
Iraqi Islamic Bank	1.070	-1.83	65,397,698
Al-Mansour Pharmaceuticals Indu	2.650	2.71	38,917,022

Traded Value

Company Name	Closing Price	Change (%)	Traded Value
Al -Mansour Bank	1.810	0.56	530,087,768
Baghdad Soft Drinks	6.640	3.75	173,668,771
Asia Cell Telecommunication	16.800	1.39	119,986,703
Al-Mansour Pharmaceuticals Indu	2.650	2.71	101,027,409
Bank of Baghdad	2.650	0.38	69,938,235



Regular Market Bulletin No (103)



Company Name	Code	opening Price	highest price	lowest price	Average price	Prev Average price	Closing Price	prev closing price	change (%)	No.of Trades	Traded Volume	Traded Value
Banks Sector												
Ashur International Bank	BASH	0.260	0.260	0.260	0.260	0.260	0.260	0.260	0.00	5	1,131,038	294,070
Bank of Baghdad	BBOB	2.650	2.680	2.650	2.670	2.640	2.650	2.640	0.38	66	26,240,471	69,938,235
Commercial Islamic Bank of Iraq	BCOI	0.690	0.690	0.660	0.670	0.680	0.670	0.690	-2.90	35	29,074,985	19,603,576
Gulf Commercial Bank	BGUC	0.350	0.350	0.350	0.350	0.350	0.350	0.350	0.00	18	71,527,942	25,034,780
Investment Bank of Iraq	BIBI	0.240	0.240	0.240	0.240	0.250	0.240	0.250	-4.00	2	9,357,283	2,245,748
Iraqi Islamic Bank	BIIB	1.090	1.100	1.060	1.070	1.080	1.070	1.090	-1.83	73	65,397,698	69,922,730
Mosul Bank For Investment	BMFI	0.130	0.130	0.130	0.130	0.130	0.130	0.130	0.00	4	2,850,000	370,500
Al -Mansour Bank	BMNS	1.800	1.810	1.780	1.800	1.780	1.810	1.800	0.56	158	294,466,444	530,087,768
National Bank of Iraq	BNOI	4.030	4.030	4.010	4.020	4.010	4.020	4.030	-0.25	64	13,067,136	52,467,702
Sumer Commercial Bank	BSUC	0.200	0.200	0.190	0.190	0.190	0.190	0.200	-5.00	15	136,043,468	25,848,568
Al-Taif Islamic Bank	BTIB	0.750	0.940	0.750	0.840	0.770	0.900	0.760	18.42	15	5,147,805	4,345,035
United Bank	BUND	0.050	0.050	0.050	0.050	0.050	0.050	0.050	0.00	29	33,474,710	1,673,736
Union Bank of Iraq	BUOI	0.170	0.170	0.170	0.170	0.160	0.170	0.160	6.25	1	1,000,000	170,000
Total of Banks Sector										485	688,778,980	802,002,446
Telecommunication Sector												
Asia Cell Telecommunication	TASC	16.570	16.900	16.540	16.720	16.480	16.800	16.570	1.39	148	7,176,006	119,986,703
Al-Khatam Telecom	TZNI	4.700	4.700	4.150	4.530	4.590	4.240	4.550	-6.81	18	3,008,739	13,620,389
Total of Telecommunication Sector										166	10,184,745	133,607,091
Insurance Sector												
Al-Ameen for Insurance	NAME	0.900	0.900	0.900	0.900	0.830	0.900	0.900	0.00	17	2,611,045	2,349,941
Total of Insurance Sector										17	2,611,045	2,349,941
Service Sector												
Baghdad -Iraq Transportation	SBPT	22.400	22.400	22.250	22.300	22.430	22.300	22.330	-0.13	21	1,453,526	32,420,329
Kharkh Tour Amuzement City	SKTA	4.500	4.500	4.500	4.500	4.500	4.500	4.850	-7.22	5	214,014	963,063
Mamoura Realestate	SMRI	3.540	3.700	3.540	3.650	3.530	3.630	3.540	2.54	34	10,634,739	38,850,706
Rehab Karbalaa	HKAR	0.550	0.550	0.550	0.550	0.550	0.550	0.550	0.00	12	1,870,906	1,028,998
Total of Service Sector										72	14,173,185	73,263,097
Industrial Sector												
Baghdad Soft Drinks	IBSD	6.420	6.750	6.420	6.640	6.360	6.640	6.400	3.75	179	26,149,144	173,668,771
Iraqi Engineering Works	IIEW	5.600	5.600	5.600	5.600	5.670	5.600	5.600	0.00	1	536	3,002
Iraqi For Tufted Carpets	IITC	21.000	21.000	20.000	20.590	19.990	20.750	19.990	3.80	4	16,000	329,500
Al -Khazer Construction Material	IKHC	1.200	1.200	1.200	1.200	1.200	1.200	1.200	0.00	1	833	1,000
Al-Kindi of Veterinary Vaccines	IKLV	2.800	2.800	2.750	2.750	2.680	2.790	2.740	1.82	4	77,774	214,192
Al-Mansour Pharmaceuticals Ind	IMAP	2.580	2.650	2.580	2.600	2.550	2.650	2.580	2.71	149	38,917,022	101,027,409
Metallic Industries and Bicycles	IMIB	2.000	2.000	2.000	2.000	1.900	2.000	1.900	5.26	1	100,000	200,000
Ready Made Clothes	IRMC	2.350	2.350	2.350	2.350	2.350	2.350	2.350	0.00	3	10,378	24,388
Total of Industrial Sector										342	65,271,687	275,468,262
Hotels Sector												
Baghdad Hotel	HBAG	12.750	13.000	11.600	12.250	12.060	12.310	12.490	-1.44	16	362,764	4,442,552
Ishtar Hotels	HISH	9.000	9.280	9.000	9.140	8.960	9.180	8.950	2.57	44	2,031,639	18,569,391
Mansour Hotel	HMAN	68.000	68.000	62.000	64.060	68.500	62.000	68.000	-8.82	9	77,456	4,962,070
National for Tourist Investment	HNTI	8.600	8.600	8.600	8.600	9.000	8.600	9.000	-4.44	3	135,462	1,164,973
Total of Hotels Sector										72	2,607,321	29,138,986
Agricultural Sector												
Babil Animal & Vegetable Produ	ABAP	9.300	9.300	9.000	9.010	9.580	9.000	9.300	-3.23	8	146,152	1,317,509
Agricultural Products Meat	AIPM	4.700	5.250	4.700	5.050	4.700	5.250	4.700	11.70	5	147,972	746,746
Total of Agricultural Sector										13	294,124	2,064,256
Total Of Regular										1,167	783,921,087	1,317,894,078

Second Platform Market Bulletin No (103)



Company Name	Code	opening Price	highest price	lowest price	Average price	Prev Average price	Closing Price	prev closing price	change (%)	No.of Trades	Traded Volume	Traded Value
Banks Sector												
Iraq Noor Islamic Bank for Inves	BINI	0.240	0.240	0.240	0.240	0.240	0.240	0.240	0.00	2	58,838	14,121
Credit Bank Of Iraq	BROI	0.570	0.570	0.560	0.570	0.570	0.560	0.570	-1.75	12	7,000,000	3,974,070
Region Trade Bank	BRTB	1.010	1.010	1.010	1.010	1.010	1.010	1.010	0.00	1	1,067	1,078
Total of Banks Sector										15	7,059,905	3,989,269
Service Sector												
Al-Ameen Estate Investment	SAEI	1.680	1.710	1.680	1.710	1.680	1.710	1.680	1.79	9	673,130	1,150,378
Total of Industrial Sector										9	673,130	1,150,378
Industrial Sector												
Fallujah for construction Materi	IFCM	3.000	3.000	2.900	2.900	2.980	2.900	2.970	-2.36	5	1,410,000	4,095,000
Total of Industrial Sector										5	1,410,000	4,095,000
Total of Non Regular										29	9,143,035	9,234,647
Undisclosed Platform Companies Bulletin No (103)												
Service Sector												
General Transportation	SIGT	1.740	1.760	1.600	1.720	1.500	1.600	1.500	6.67	5	87,551	150,554
Total of Industrial Sector										5	87,551	150,554
Industrial Sector												
Electronic Industry	IELI	1.600	1.600	1.440	1.530	1.670	1.530	1.600	-4.37	8	996,112	1,526,429
Al-Hilal Industries	IHLI	1.650	1.650	1.650	1.650	1.420	1.650	1.500	10.00	5	246,000	405,900
Modern Construction Materials	IMCM	1.350	1.350	1.350	1.350	1.350	1.350	1.350	0.00	1	591	798
National Chemical &Plastic	INCP	1.890	1.900	1.890	1.900	1.800	1.900	1.800	5.56	4	128,000	242,920
The Light Industries	ITLI	1.250	1.250	1.240	1.250	1.240	1.250	1.240	0.81	11	6,771,654	8,449,351
Total of Industrial Sector										29	8,142,357	10,625,398
Hotels Sector												
Palestine Hotel	HPAL	18.500	18.590	18.500	18.530	18.520	18.590	18.500	0.49	10	85,524	1,584,344
Total of Hotels Sector										10	85,524	1,584,344
Agricultural Sector												
Iraqi for Seed Production	AISP	6.700	6.700	6.600	6.620	6.680	6.600	6.700	-1.49	104	10,276,290	68,029,152
Total of Agricultural Sector										104	10276290	68,029,152
Total of Undisclosed										148	18,591,722	80,389,448
Grand Total										1,344	811,655,844	1,407,518,173



Iraq Stock Exchange not trading companies of Monday 15/6/2026

Company Names	Code	Previous Average Price	Closing Price
Banks Sector			
Middle East Bank	BIME	0.080	0.080
Economy Bank	BEFI	0.230	0.230
Kurdistan International Bank	BKUI	1.200	1.200
Elaf Islamic Bank	BELF	0.240	0.240
National Islamic Bank	BNAI	1.100	1.100
Asia Al Iraq Islamic Bank	BAIB	0.950	0.950
Cihan Bank for Islamic Investment&Finan	BCIH	2.200	2.200
Insurance Sector			
Gulf Insurance	NGIR	0.450	0.450
Dar Al-Salam for Insurance	NDSA	0.780	0.780
Service Sector			
Al-Mosul for funfairs	SMOF	7.000	7.000
AL-Nukhba for Construction	SNUC	0.710	0.710
Industrial Sector			
Modern Sewing	IMOS	5.400	5.400
Hotels Sector			
Babylon Hotel	HBAY	103.000	103.000
Agricultural Sector			
Modern for Animal Production	AMAP	0.360	0.360
Middle East for Production- Fish	AMEF	5.990	5.990
Al-Ahlyia agricultural production	AAHP	2.110	2.110
Iraqi Agricultural Products	AIRP	9.000	9.000
Company Names	Code	Previous Average Price	Closing Price
Banks Sector			
Al-Qurtas Islamic Bank	BQUR	1.000	1.000
Al-Ataa Islamic Bank	BLAD	0.100	0.100
International Islamic Bank	BINT	0.200	0.200
International Development Bank	BIDB	1.050	1.050
Al-Qabidh Islamic Bank	BQAB	0.090	0.090
AL- Mal Islamic Bank	BMAL	1.000	1.000
Al-Mashreq Al-Arabi Islamic Bank	BAMS	0.850	0.850
Arab Islamic Bank	BAAI	1.000	1.000
Al-Rajih Islamic Bank	BRAJ	1.000	1.000
Al-Mustashar Islamic Bank for Investmen	BMUI	1.000	1.000
Trust International Islamic Bank	BTRU	0.750	0.750
World Islamic Bank for Investment	BWOR	1.000	1.000
Al janoob Islamic Bank	BJAB	0.940	0.940
Ameen Al-Iraq Islamic Bank	BAME	1.000	1.000
Trans Iraq Bank Investment	BTRI	0.300	0.300
Insurance Sector			
Al-Hamraa for Insurance	NHAM	5.330	5.350
Alahliya For Insurance	NAHF	0.820	0.820
Investment Sector			
Al-Ameen for Financial Investment	VAMF	0.690	0.690
AL-Wiaam for Financial Investment	VWIF	1.260	1.260
Industrial Sector			
Baghdad for Packing Materials	IBPM	2.860	2.860
National Furniture Industries	IHFI	1.000	1.000
Company Names	Code	Previous Average Price	Closing Price
Service Sector			
AL-Badia for General Trans	SBAG	1.400	1.400

Iraq Stock Exchange
Non Iraqis' Bulletin Monday Jun 15 2026
Regular Market



Non Iraqi Trading of Regular Market (Buy)

Company Names	Code	No.of trades	Traded Shares	Trading Volume
Banks Sector				
Al-Mansour Bank	BMNS	11	94,084,328	169,650,059
Total Bank sector		11	94,084,328	169,650,059
Grand Total		11	94,084,328	169,650,059

Non Iraqi Trading of Regular Market (Sell)

Company Names	Code	No.of trades	Traded Shares	Trading Volume
Banks Sector				
Commercial Bank of Iraq	BCOI	7	5,644,637	3,725,460
Total Bank sector		7	5,644,637	3,725,460
Telecommunication Sector				
Al-Khatem Telecoms	TZNI	3	2,698,096	12,276,337
Total Telecommunication sector		3	2,698,096	12,276,337
Grand Total		10	8,342,733	16,001,797

OTC Platform Trading Bulletin No (103)

Company Name	Code	highest price	lowest price	Average price	No.of Trades	Traded Volume	Traded Value
Banks Sector							
Al-Warka Bank	BWAI	0.150	0.140	0.150	9	18,217,825	2,730,796
Total Of Money Service Sector					9	18,217,825	2,730,796
Total					9	18,217,825	2,730,796

Not Trading OTC Companies

Company Name	Code	Previous Average price
Banks Sector		
Hammurabi Commercial Bank	BHAM	—
Al-Sanam Islamic Bank	BSAN	3.000
Industrial Sector		
Kirkuk producing constructional materials	IKFP	2.800
Money Service Sector		
Rabee Securities	FRSE	9.050
Karmal Brokerage	FKSX	10.000
Iraqi Deposit Insurance Corporation	FIDI	1.000
Ishtar Gate for e-Paymant	FISH	1.000
Sama Baghdad Exchange	FSBE	—
Insurance Sector		
Shatt Al Arab Insurance	NSHA	1.000
Al Badia Insurance	NBAD	—
Kurdistan Insurance	NKUI	0.500
Elaf Insurance	NELF	—
Dilina Insurance Company	NDIL	—

Iraq Stock Exchange

Monday 15/6/2026



سوق العراق للاوراق المالية
IRAQ STOCK EXCHANGE

Not Trading Bonds Bulletin

Bond type	Publish type	Code	last trading price	immortilize date
Banaa Bonds /Million ID	Second	CB20	964,981	19/12/2025
Eamar Bonds /Million ID	First	CB30	1,001,095	—
Eamar Bonds /Million ID	Second	CB40	—	—
Eamar Bonds /500 Thousand ID	Third	CB45	—	—
Eamar Bonds /Million ID	Third	CB50	—	—
Injaz Bonds /500 Thousand ID	First	CB55	—	—
Injaz Bonds /Million ID	First	CB60	951,110	—
Injaz Bonds /500 Thousand ID	Second	CB65	511,000	—
Injaz Bonds /Million ID	Second	CB70	965,050	—
Injaz Bonds /500 Thousand ID	Third	CB75	—	—
Injaz Bonds /Million ID	Third	CB80	978,182	—
National Bonds/Million ID	First	CB90	—	—
National Bonds/500 Thousand ID	Second	CB95	—	—
National Bonds/Million ID	Second	CB100	—	—