

Iraq Stock Exchange



Trading Session Monday 15/4/2024 -

Bulletin No (70) of 2024

Traded Volume 1,160,034,467

Traded Value 1,918,647,616 Trades 1017

ISX Index 60 **919.40**

ISX Index 15 1037.50

Previous ISX Index 60 911.51

Previous ISX Index 15 1034.58

Change % **0.87**

Change % **0.28**

Change **7.89**

Change **2.92**

Listed Companies 103

Non Traded Co. 46

Traded Companies 53

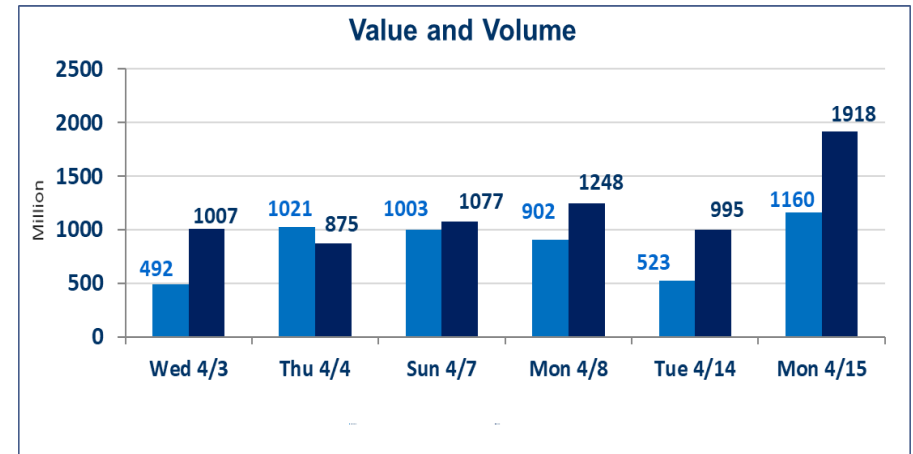
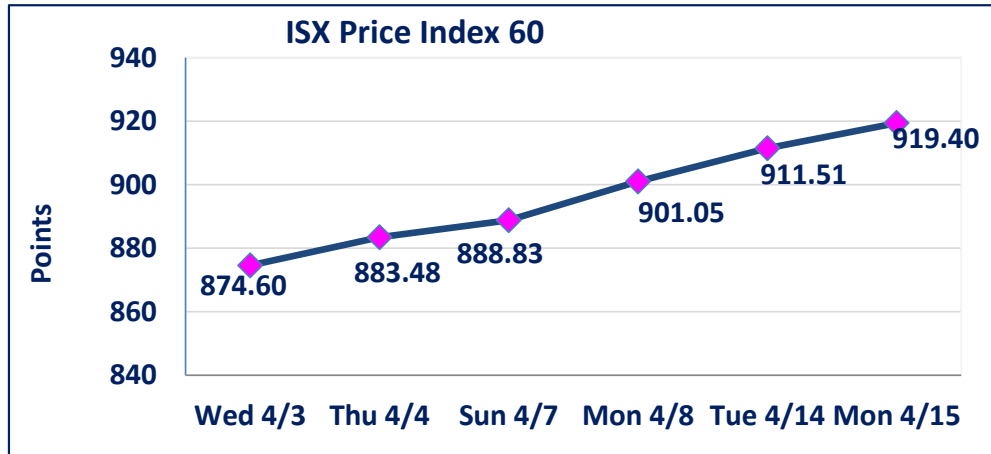
High Companies 13

General Assembly Co. 2

Low Companies 17

Suspended Co. 2

Un Listed Companies OTC 2



Gainers

Company Name	Closing Price	Change (%)	Traded Volume
Ashour Hotel	18.000	12.50	2,504
Middle East Bank	0.110	10.00	75,006,800
Iraqi Islamic Bank	1.090	7.92	40,018,008
Babylon Hotel	115.000	4.55	110,800
Kurdistan International Bank	0.770	2.67	5,152,631

Losers

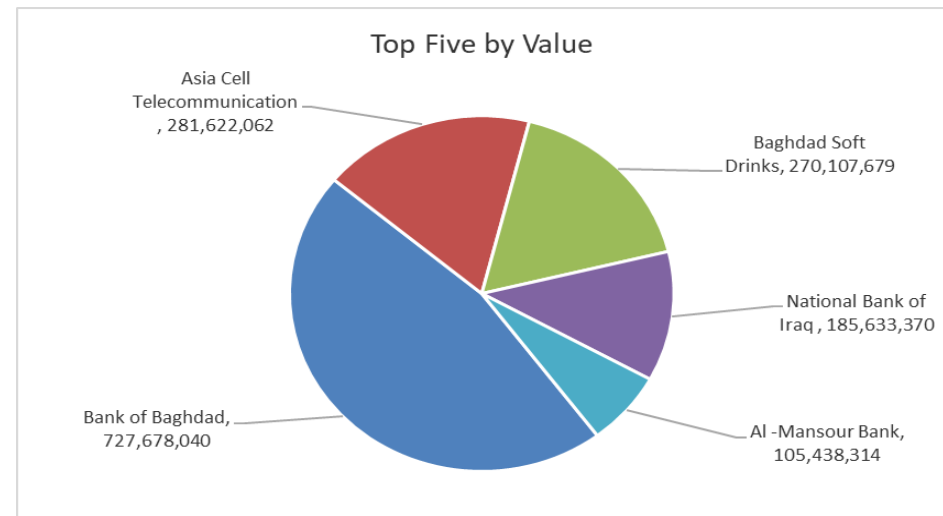
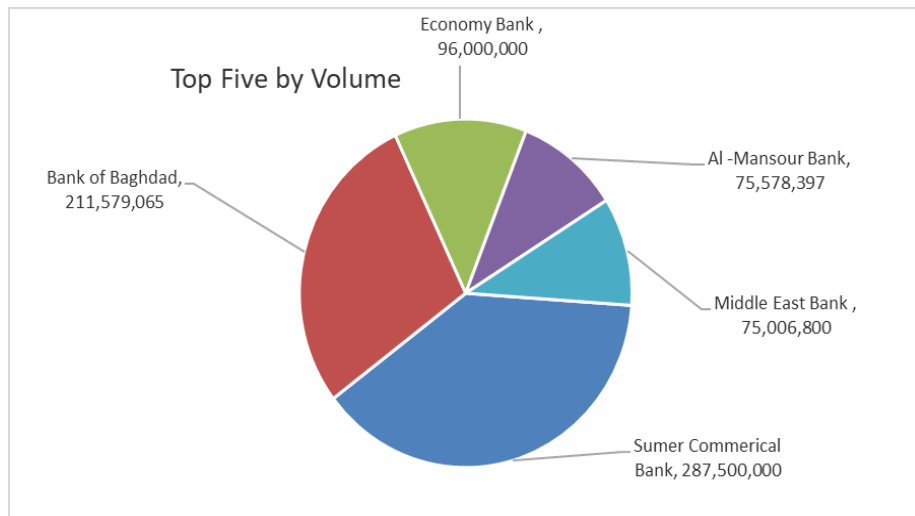
Company Name	Closing Price	Change (%)	Traded Volume
Alahliya For Insurance	0.330	-5.71	656,767
Kharkh Tour Amuzement City	4.700	-5.62	25,000
Palestine Hotel	22.000	-4.35	441,713
Baghdad -Iraq Transportation	36.500	-3.95	583,000
Union Bank of Iraq	0.280	-3.45	10,000

Traded Volume

Company Name	Closing Price	Change (%)	Traded Volume
Sumer Commerical Bank	0.100	0.00	287,500,000
Bank of Baghdad	3.490	-1.13	211,579,065
Economy Bank	0.200	0.00	96,000,000
Al -Mansour Bank	1.400	0.00	75,578,397
Middle East Bank	0.110	10.00	75,006,800

Traded Value

Company Name	Closing Price	Change (%)	Traded Value
Bank of Baghdad	3.490	-1.13	727,678,040
Asia Cell Telecommunication	9.210	-2.13	281,622,062
Baghdad Soft Drinks	4.200	1.94	270,107,679
National Bank of Iraq	2.790	0.00	185,633,370
Al -Mansour Bank	1.400	0.00	105,438,314



Regular Market Bulletin No (70)



Company Name	Code	opening Price	highest price	lowest price	Average price	Prev Average price	Closing Price	prev closing price	change (%)	No.of Trades	Traded Volume	Traded Value
Banks Sector												
Ashur International Bank	BASH	0.330	0.340	0.320	0.320	0.320	0.320	0.320	0.00	28	57,471,599	18,660,912
Bank of Baghdad	BBOB	3.540	3.570	3.400	3.440	3.480	3.490	3.530	-1.13	164	211,579,065	727,678,040
Commercial Bank of Iraq	BCOI	0.840	0.840	0.830	0.830	0.820	0.840	0.830	1.20	9	9,199,698	7,665,999
Economy Bank	BEFI	0.200	0.200	0.200	0.200	0.200	0.200	0.200	0.00	12	96,000,000	19,200,000
Elaf Islamic Bank	BELF	0.550	0.550	0.550	0.550	0.550	0.550	0.550	0.00	1	11,122,351	6,117,293
Investment Bank of Iraq	BIBI	0.360	0.360	0.350	0.350	0.350	0.360	0.370	-2.70	21	40,625,000	14,376,661
Iraqi Islamic Bank	BIIB	1.020	1.090	1.020	1.060	0.990	1.090	1.010	7.92	74	40,018,008	42,416,833
Middle East Bank	BIME	0.110	0.110	0.110	0.110	0.100	0.110	0.100	10.00	12	75,006,800	8,250,748
Kurdistan International Bank	BKUI	0.760	0.770	0.760	0.760	0.750	0.770	0.750	2.67	2	5,152,631	3,917,526
Mosul Bank For Investment	BMFI	0.200	0.200	0.200	0.200	0.200	0.200	0.200	0.00	1	10,000	2,000
Al -Mansour Bank	BMNS	1.420	1.420	1.390	1.400	1.400	1.400	1.400	0.00	45	75,578,397	105,438,314
National Bank of Iraq	BNOI	2.840	2.840	2.770	2.800	2.780	2.790	2.790	0.00	138	66,355,667	185,633,370
Sumer Commerical Bank	BSUC	0.090	0.100	0.090	0.090	0.100	0.100	0.100	0.00	41	287,500,000	26,675,000
Al-Taif Islamic Bank	BTIB	0.740	0.740	0.740	0.740	0.730	0.740	0.730	1.37	4	1,234,518	913,543
United Bank	BUND	0.080	0.080	0.080	0.080	0.080	0.080	0.080	0.00	2	3,010,000	240,800
Union Bank of Iraq	BUOI	0.280	0.280	0.280	0.280	0.290	0.280	0.290	-3.45	1	10,000	2,800
Total Of Banks Sector										555	979,873,734	1,167,189,839
Telecommunication Sector												
Asia Cell Telecommunication	TASC	9.410	9.410	9.180	9.230	9.440	9.210	9.410	-2.13	107	30,516,832	281,622,062
Al-Khatem Telecoms	TZNI	2.430	2.430	2.430	2.430	2.430	2.430	2.430	0.00	1	29,945	72,766
Total Of Telecommunication										108	30,546,777	281,694,829
Insurance Sector												
Gulf Insurance	NGIR	0.400	0.400	0.400	0.400	0.390	0.400	0.390	2.56	1	50,000	20,000
Total Of Insurance Sector										1	50,000	20,000
Services Sector												
Baghdad -Iraq Transportatio	SBPT	37.100	37.100	36.050	36.620	37.250	36.500	38.000	-3.95	11	583,000	21,348,050
Kharkh Tour Amuzement Ci	SKTA	4.700	4.700	4.700	4.700	4.980	4.700	4.980	-5.62	1	25,000	117,500
Mamoura Realestate Invest	SMRI	7.100	7.100	6.910	7.020	7.240	7.010	7.240	-3.18	32	3,310,151	23,245,735
Total Of Services Sector										44	3,918,151	44,711,285
Industry Sector												
Baghdad Soft Drinks	IBSD	4.150	4.210	4.140	4.180	4.090	4.200	4.120	1.94	156	64,662,560	270,107,679
Iraqi Marketing Date	IIDP	1.630	1.650	1.600	1.630	1.630	1.600	1.630	-1.84	3	352,224	573,125
Iraqi For Tufted Carpets	IITC	14.520	14.520	14.520	14.520	14.510	14.520	14.510	0.07	1	100,000	1,452,000
Al-Kindi of Veterinary Vaccin	IKLV	1.600	1.600	1.600	1.600	1.600	1.600	1.600	0.00	1	146,553	234,485
Al-Mansour Pharmaceutical	IMAP	1.960	1.980	1.960	1.960	1.970	1.960	1.990	-1.51	6	1,483,785	2,908,556
Ready Made Clothes	IRMC	4.000	4.000	3.910	3.970	3.930	3.910	4.000	-2.25	8	744,577	2,952,258
Total Of Industry Sector										175	67,489,699	278,228,104
Hotels Sector												
Baghdad Hotel	HBAG	11.100	11.500	11.100	11.270	11.000	11.100	11.000	0.91	6	468,000	5,274,800
Babylon Hotel	HBAY	115.000	115.000	115.000	115.000	110.000	115.000	110.000	4.55	3	110,800	12,742,000
Ishtar Hotel	HISH	9.370	9.370	9.250	9.330	9.380	9.250	9.370	-1.28	12	1,781,000	16,615,870
Tourist Village of Mosul dan	HTVM	12.000	12.000	12.000	12.000	12.000	12.000	12.000	0.00	1	5,000	60,000
Total Of Hotels Sector										22	2,364,800	34,692,670
Agriculture Sector												
Agricultural Products Meat	AIPM	5.000	5.000	5.000	5.000	5.000	5.000	5.000	0.00	3	185,630	928,150
Iraqi for Seed Production	AISP	8.900	8.900	8.900	8.900	8.970	8.900	8.900	0.00	33	3,744,998	33,330,482

Middle East for Production-	AMEF	7.390	7.390	7.390	7.390	7.390	7.390	7.390	0.00	1	11,183	82,642
Total Of Agriculture Sector										37	3,941,811	34,341,275
Total Of Regular										942	1,088,184,972	1,840,878,001

Non Regular Market Bulletin No (70)

Company Name	Code	opening Price	highest price	lowest price	Average price	Prev Average price	Closing Price	prev closing price	change (%)	No.of Trades	Traded Volume	Traded Value
Banks Sector												
International Islamic Bank	BINT	0.750	0.750	0.750	0.750	0.750	0.750	0.750	0.00	2	16,055	12,041
Al Attaa Islamic Bank	BLAD	0.130	0.130	0.130	0.130	0.130	0.130	0.130	0.00	3	12,850	1,671
Credit Bank	BROI	1.070	1.070	1.060	1.060	1.070	1.060	1.070	-0.93	9	13,014,930	13,845,826
Total Of Banks Sector										14	13,043,835	13,859,538
Insurance Sector												
Alahliya For Insurance	NAHF	0.330	0.330	0.330	0.330	0.350	0.330	0.350	-5.71	2	656,767	216,733
Al -Hamraa Insurance	NHAM	0.700	0.700	0.700	0.700	0.700	0.700	0.700	0.00	2	39,675,520	27,772,864
Total Of Insurance Sector										4	40,332,287	27,989,597
Services Sector												
Al-Ameen Estate Investmen	SAEI	3.100	3.100	3.100	3.100	3.040	3.100	3.150	-1.59	1	10,000	31,000
Total Of Services Sector										1	10,000	31,000
Industry Sector												
Fallujah for construction Ma	IFCM	3.660	3.750	3.660	3.700	3.660	3.700	3.660	1.09	14	3,953,730	14,644,488
National Furniture Industrie	IHFI	2.610	2.610	2.610	2.610	2.600	2.610	2.600	0.38	1	10,000	26,100
Total Of Industry Sector										15	3,963,730	14,670,588
Hotels Sector												
Ashour Hotel	HASH	18.000	18.000	18.000	18.000	16.000	18.000	16.000	12.50	1	2,504	45,072
Total Of Hotels Sector										1	2,504	45,072
Total Of Non Regular										35	57,352,356	56,595,794

Undisclosed Platform Companies Bulletin (70)

Company Name	Code	opening Price	highest price	lowest price	Average price	Prev Average price	Closing Price	prev closing price	change (%)	No.of Trades	Traded Volume	Traded Value
Banks Sector												
Babylon Bank	BBAY	0.070	0.070	0.070	0.070	0.070	0.070	0.070	0.00	2	10,000	700
Total Of Banks Sector										2	10,000	700
Investment Sector												
Alkhair for financial Investm	VKHF	0.190	0.190	0.190	0.190	0.190	0.190	0.190	0.00	1	112,000	21,280
Total Of Investment Sector										1	112,000	21,280
Services Sector												
AL-Badia for General Trans	SBAG	0.600	0.600	0.600	0.600	0.600	0.600	0.600	0.00	3	510,000	306,000
Total Of Services Sector										3	510,000	306,000
Industry Sector												
Electronic Industries	IELI	0.760	0.760	0.760	0.760	0.760	0.760	0.760	0.00	1	5,000	3,800
Al-Hilal Industries	IHLI	0.990	0.990	0.990	0.990	1.000	0.990	1.000	-1.00	4	972,947	963,218
Iraqi Carton Manufacturies	IICM	1.170	1.170	1.170	1.170	1.180	1.170	1.180	-0.85	1	1,000,000	1,170,000
National Chemical &Plastic	INCP	1.850	1.860	1.850	1.850	1.850	1.860	1.860	0.00	2	728,123	1,347,309
The Light Industries	ITLI	0.720	0.720	0.700	0.710	0.720	0.720	0.720	0.00	21	10,717,356	7,632,833
Total Of Industry Sector										29	13,423,426	11,117,159
Hotels Sector												
Palestine Hotel	HPAL	23.000	23.000	22.000	22.020	23.010	22.000	23.000	-4.35	5	441,713	9,728,682
Total Of Hotels Sector										5	441,713	9,728,682
Total of un disclosed										40	14,497,139	21,173,821
Grand Total										1,017	1,160,034,467	1,918,647,616



Not Trading Bonds Bulletin

Bond type	Publish type	Code	last trading price	immortilize date
Banaa Bonds / million ID	First	CB10	1030000	10/12/2025
Banaa Bonds / million ID	second	CB20	964981	19/12/2025
Amara Bonds /500 thousand	First	CB25	—	9/10/2025
Amara Bonds /Million ID	First	CB30	984000	9/10/2027
Amara Bonds /500 thousand	Second	CB35	—	—
Amara Bonds /Million ID	Second	CB40	—	—
Amara Bonds /Third publish	according to ISC and BOG decision list and trade Amara Third publish , start deposit from 28/3/2024 and first trading will be on Wednesday 21/4/2024			

Iraq Stock Exchange



Trading Session Monday 15/4/2024

Bulletin No (3) of 2024

Not Trading OTC

Company Name	Code	Previous Average price
Rabee Securities	FRSE	—
Karmal Brokerage	FKSX	10.000

Iraq Stock Exchange
Non Iraqis' Bulletin Monday April 15 2024
Regular Market



Non Iraqi Trading of Regular Market (Buy)

Company Names	Code	No.of trades	Traded Shares	Trading Volume
Banks Sector				
Bank Of Baghdad	BBOB	9	12,000,000	41,735,000
National Bank Of Iraq	BNOI	4	100,000	280,000
Al-Mansour Bank	BMNS	4	781,400	1,093,960
Total Bank sector		17	12,881,400	43,108,960
Grand Total		17	12,881,400	43,108,960

Non Iraqi Trading of Regular Market (Sell)

Company Names	Code	No.of trades	Traded Shares	Trading Volume
Banks Sector				
Bank Of Baghdad	BBOB	1	5,000,000	17,750,000
National Bank Of Iraq	BNOI	7	8,000,000	22,440,000
Sumer Commerical Bank	BSUC	2	7,500,000	675,000
Union Bank of Iraq	BUOI	1	10,000	2,800
Kurdistan International Bank	BKUI	1	152,631	117,526
Total Bank sector		12	20,662,631	40,985,326
Services Sector				
Mamoura Realestate	SMRI	3	1,000,000	7,075,000
Total Services sector		3	1,000,000	7,075,000
Telecommunication Sector				
Asia cell	TASC	21	12,000,000	110,479,995
Al-Khatem Telecoms	TZNI	1	29,945	72,766
Total Telecommunication sector		22	12,029,945	110,552,761
Grand Total		37	33,692,576	158,613,087

Iraq Stock Exchange non trading companies on Monday 15/4/2024

Company Names	Code	Previous Average Price	Closing Price
Banking Sector			
Cihan Islamic Bank	BCIH	2.200	2.200
National Islamic Bank	BNAI	0.500	0.500
Asia Al Iraq Islamic Bank	BAIB	0.900	0.900
Gulf Commercial Bank	BGUC	0.170	0.170
Insurance Sector			
Dar Al-Salam for Insurance	NDSA	0.690	0.690
Al-Ameen for Insurance	NAME	0.700	0.700
Services Sector			
Al-Mosul for funfairs	SMOF	8.000	8.000
Al-Nukhba for construction	SNUC	0.650	0.650
Rehab Karbala	HKAR	0.820	0.820
Industry Sector			
Iraqi Engineering Works	IIEW	4.500	4.500
Metallic Industries and Bicycles	IMIB	2.180	2.200
Al -Khazer Road for Construction Material	IKHC	3.000	3.000
Modern Sewing	IMOS	10.500	10.500
Hotels Sector			
Al-Mansour Hotel	HMAN	37.640	37.500
National for Tourist Investment	HNTI	11.000	11.000
Agriculture Sector			
Modern for Animal Production	AMAP	0.540	0.530
Iraqi Agricultural Products	AIRP	19.500	19.500
Al-Ahlyia agricultural production	AAHP	0.950	0.950
Company Names	Code	Previous Average Price	Closing Price
Banks Sector			
World Islamic Bank	BWOR	1.000	1.000
Arabiya Islamic Bank	BAAI	1.000	1.000
Zain Al-Iraq Islamic Bank	BZII	0.340	0.340
Al-Qurtas Islamic Bank	BQUR	1.000	1.000
Arabiya Islamic Bank	BAAI	1.000	1.000
Al Janoob Islamic Bank Investment	BJAB	1.000	1.000
Region Trade Bank	BRTB	1.000	1.000
Erbil Bank	BERI	0.110	0.110
Ameen Al Iraq Islamic Bank	BAME	1.000	1.000
International Development Bank	BIDB	1.000	1.000
Al- Qabidh Islamic Bank	BQAB	0.240	0.240
Al Anssari Islamic Bank	BANS	1.000	1.000
Iraq Noor Islamic Bank	BINI	1.050	1.050
AL- Mashreq al-Arabi Islamic Bank	BAMS	-	-
Trans Iraq Bank for Investment	BTRI	0.650	0.650
Erbil Bank	BERI	0.110	0.110
Al Mustashar Bank	BMUI	1.000	1.000
Trust International Islamic Bank	BTRU	0.750	0.750
Investment Sector			
Al-Zawraa for Finanical Investment	VZAF	0.180	0.180
Bain Al-Nahrain Financial Investment	VMES	0.900	0.900
Al-Ameen for Financial Investment	VAMF	1.000	1.000
AL-Wiaam for Financial Investment	VWIF	0.350	0.350
Services Sector			
Ibdaa Al-Sharq Al-Awsat	SIBD	1.000	1.000
Industry Sector			

Baghdad for Packing Materials	IBPM	2.800	2.800
Modern chemical industries	IMCI	100.000	100.000
Agriculture Sector			
Al-Ribas for Poultry and Fodder	AREB	-	-
Company Names	Code	Previous Average Price	Closing Price
Services Sector			
General Transportation	SIGT	0.990	0.990
IndustrySector			
Modern Construction Materials	IMCM	0.660	0.660
Investment Sector			
AL- Batek Investment	VBAT	0.370	0.370
Hotels Sector			
Al-Sadeer Hotel	HSAD	27.000	27.000

Iraq Stock Exchange Suspended Companies

Al-Rajih Islamic Bank (BRAJ)	9/19/2021	The trading suspended for not produce the Annual disclosure for 2020 at closing price (1.000) ID.
North Bank (BNOR)	31/10/2022	The trading suspended by ISC decision at closing price (0.070) ID.

Iraq Stock Exchange News of listed companies Monday 15/4/2024

Companies News

Arabiya Islamic Bank (BAAI)	General Assembly Meeting will be hold on Saturday 19/4/2024 at Erbil Hotel to cancel the previous decision concern the increaing in company capital from (250) billion to (300) billion . Trading has been suspend on Tuesday 16/4/2024 .
National for Tourist Investment(HNTI)	General Assembly Meeting will be hold on Sunday 21/4/2024 at the company to discuss financial statement of 2022 , cash dividend. Trading has been suspend on Tuesday 16/4/2024 .
Credit Bank (BROI)	General Assembly Meeting will be hold on Thursday 2/5/2024 at the company to discuss financial statement of 2023 , cash dividend , increasing in company capital according to first , second /55, elect new board of Administration council . Trading has been suspend on Thursday 25/4/2024 .
out of trading	
Babil Animal&vegetable Products (ABAP)	General Assembly Meeting will be hold on Monday 11/12/2023 at theAl Jadriya to discuss financial statement of 2021,2022 , cash dividend , discuss the deficit Trading has been suspend on Thursday 7/12/2023 .
Iraqi Land Transport (SILT)	General Assembly Meeting will be hold on Wednesday 6/3/2024 at the Trade Ministry VIP Hall to resign the current board of Administration and elect new five board of Administration .Trading has been suspend on Sunday 3/3/2024.