

# Iraq Stock Exchange

Bulletin No (102)



سوق العراق للأوراق المالية  
IRAQ STOCK EXCHANGE

## ISX Trading Indices of Sunday 14/6/2026

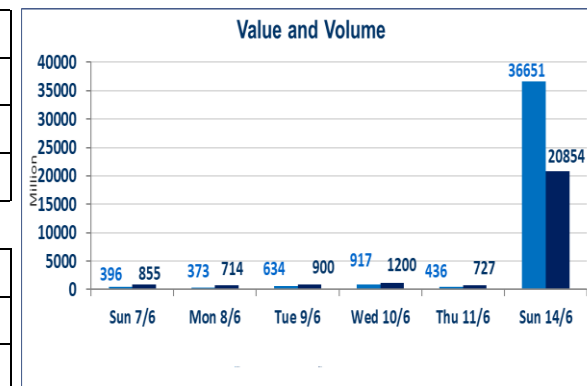
Traded Volume and OTC	36,651,579,835
-----------------------	----------------

Traded Value and OTC	20,854,876,722
----------------------	----------------

Traders	1322
---------	------

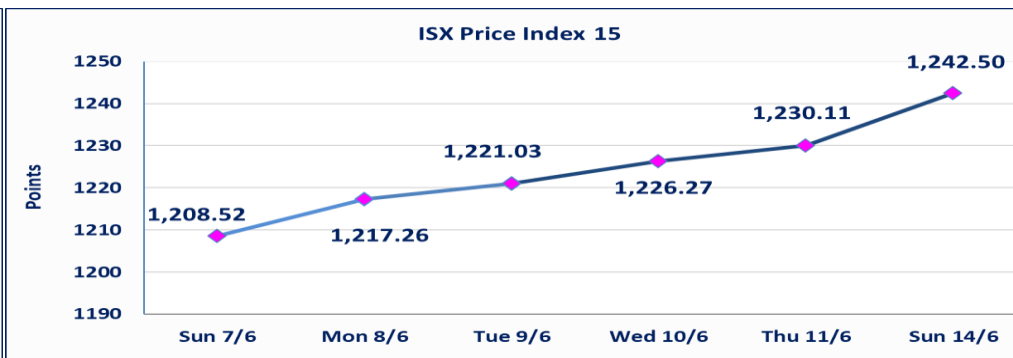
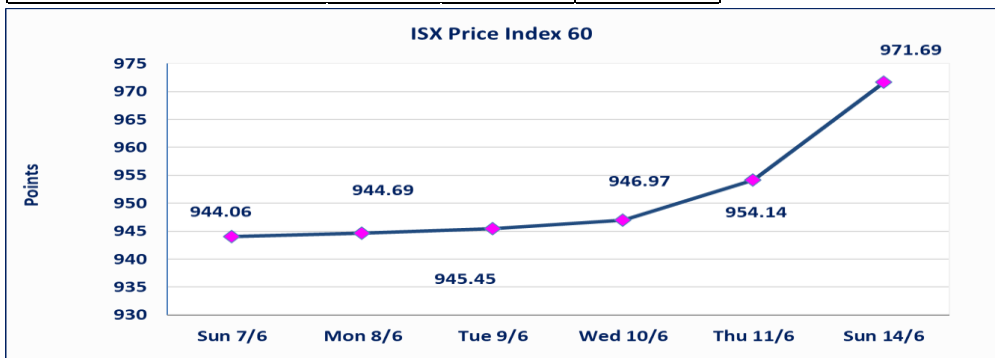
ISX Index 60	971.69
Previous ISX Index60	954.14
Change %	1.84
Change	17.55

ISX Index 15	1242.50
Previous ISX Index15	1230.11
Change %	1.01
Change	12.39



Listed Companies	103	OTC	14
Traded Listed Companies	48	OTC	1
GAM Companies	7		
Suspended Companies	11		

Non Traded listed	37	OTC	13
Higher Companies	20		
Lower Companies	7		



special orders	Elaf Brokerage Company executed a deliberate cross order on the shares of Al Qurtas Bank Company with a number of shares (17,161,000,000) shares with a value of (17,161,000,000) dinars, during the additional session time (after 1 pm) in accordance with the procedures for executing large transactions.
special orders	Noor Al-Wamid Brokerage Company executed a deliberate cross order on the shares of Erbil Bank Company with a number of shares (18,258,500,000) shares with a value of (2,008,435,000) dinars, during the additional session time (after 1 pm) in accordance with the procedures for executing large transactions.

## ISX top gaining and losing companies

Sunday 14/6/2026

### Gainers

Company Name	Closing Price	Change (%)	Traded Volume
Modern Construction Materials	1.350	17.39	1,420
Kharkh Tour Amuzement City	4.850	6.59	6,596,056
Al-Hilal Industries	1.500	5.63	2,067,461
Mansour Hotel	68.000	4.62	1,861
Commercial Islamic Bank of Iraq	0.690	4.55	34,225,184

### Losers

Company Name	Closing Price	Change (%)	Traded Volume
Rehab Karbalaa	0.550	-5.17	381,942
Baghdad Hotel	12.490	-4.29	3,177,436
Babil Animal & Vegetable Produc	9.300	-4.12	2,547
Baghdad -Iraq Transportation	22.330	-1.15	294,914
Iraqi for Seed Production	6.700	-0.74	12,252,922

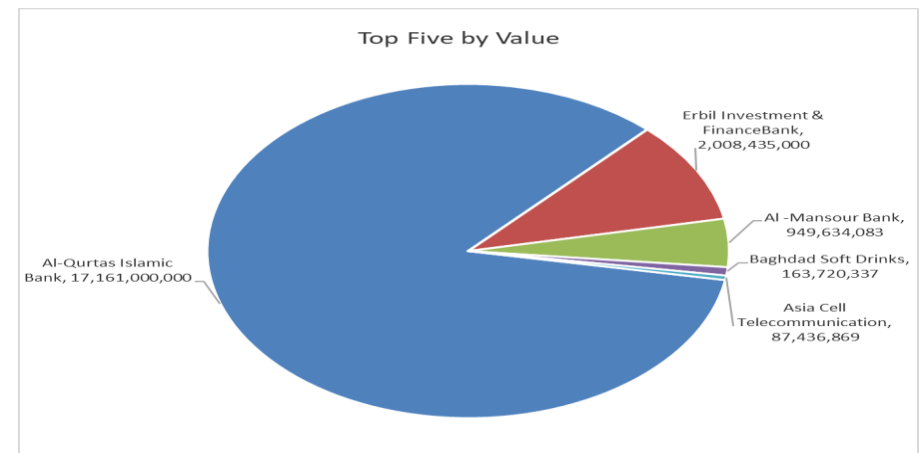
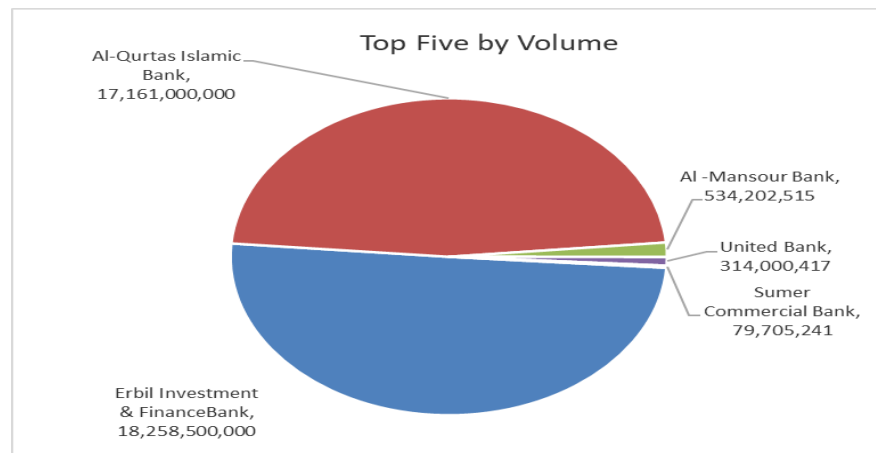
## The most active companies in term of traded volume and value

### Traded Volume

Company Name	Closing Price	Change (%)	Traded Volume
Erbil Investment & FinanceBank	0.110	0.00	18,258,500,000
Al-Qurtas Islamic Bank	1.000	0.00	17,161,000,000
Al -Mansour Bank	1.800	4.05	534,202,515
United Bank	0.050	0.00	314,000,417
Sumer Commercial Bank	0.200	0.00	79,705,241

### Traded Value

Company Name	Closing Price	Change (%)	Traded Value
Al-Qurtas Islamic Bank	1.000	0.00	17,161,000,000
Erbil Investment & FinanceBank	0.110	0.00	2,008,435,000
Al -Mansour Bank	1.800	4.05	949,634,083
Baghdad Soft Drinks	6.400	1.11	163,720,337
Asia Cell Telecommunication	16.570	1.04	87,436,869



## Regular Market Bulletin No (102)



Company Name	Code	opening Price	highest price	lowest price	Average price	Prev Average price	Closing Price	prev closing price	change (%)	No.of Trades	Traded Volume	Traded Value
<b>Banks Sector</b>												
Bank of Baghdad	BBOB	2.610	2.650	2.610	2.640	2.610	2.640	2.610	1.15	83	31,940,528	84,403,224
Commercial Islamic Bank of Iraq	BCOI	0.660	0.820	0.660	0.680	0.660	0.690	0.660	4.55	31	34,225,184	23,215,653
Economy Bank	BEFI	0.220	0.230	0.220	0.230	0.230	0.230	0.230	0.00	14	24,865,799	5,670,476
Gulf Commercial Bank	BGUC	0.350	0.350	0.350	0.350	0.350	0.350	0.350	0.00	3	2,654,326	929,014
Investment Bank of Iraq	BIBI	0.250	0.250	0.250	0.250	0.250	0.250	0.250	0.00	2	127,311	31,828
Iraqi Islamic Bank	BIIB	1.060	1.110	1.060	1.080	1.060	1.090	1.060	2.83	90	43,964,378	47,564,524
Middle East Bank	BIME	0.090	0.090	0.080	0.080	0.080	0.080	0.080	0.00	8	49,219,213	3,937,549
Mosul Bank For Investment	BMFI	0.130	0.130	0.130	0.130	0.130	0.130	0.130	0.00	4	10,020,005	1,302,601
Al -Mansour Bank	BMNS	1.730	1.800	1.730	1.780	1.740	1.800	1.730	4.05	183	534,202,515	949,634,083
National Bank of Iraq	BNOI	4.000	4.040	4.000	4.010	4.010	4.030	4.000	0.75	54	11,142,985	44,711,850
Sumer Commercial Bank	BSUC	0.200	0.200	0.190	0.190	0.190	0.200	0.200	0.00	40	79,705,241	15,157,071
Al-Taif Islamic Bank	BTIB	0.750	0.790	0.750	0.770	0.750	0.760	0.750	1.33	15	851,191	654,621
United Bank	BUND	0.050	0.050	0.050	0.050	0.050	0.050	0.050	0.00	22	314,000,417	15,700,021
<b>Total of Banks Sector</b>										549	1,136,919,093	1,192,912,513
<b>Telecommunication Sector</b>												
Asia Cell Telecommunication	TASC	16.400	16.600	16.380	16.480	16.380	16.570	16.400	1.04	133	5,306,191	87,436,869
Al-Khatam Telecom	TZNI	4.550	4.650	4.550	4.590	4.560	4.550	4.550	0.00	8	70,554	323,573
<b>Total of Telecommunication Sector</b>										141	5,376,745	87,760,442
<b>Service Sector</b>												
Baghdad -Iraq Transportation	SBPT	22.590	22.590	22.250	22.430	22.340	22.330	22.590	-1.15	17	294,914	6,614,287
Kharkh Tour Amuzement City	SKTA	4.550	5.000	4.500	4.500	4.550	4.850	4.550	6.59	39	6,596,056	29,700,768
Al-Mosul for funfairs	SMOF	7.000	7.010	7.000	7.000	7.000	7.000	7.000	0.00	15	1,712,796	11,997,949
Mamoura Realestate	SMRI	3.500	3.590	3.500	3.530	3.580	3.540	3.500	1.14	29	2,301,080	8,131,225
Rehab Karbalaa	HKAR	0.550	0.550	0.550	0.550	0.580	0.550	0.580	-5.17	1	381,942	210,068
<b>Total of Service Sector</b>										101	11,286,788	56,654,298
<b>Industrial Sector</b>												
Baghdad Soft Drinks	IBSD	6.330	6.400	6.330	6.360	6.260	6.400	6.330	1.11	147	25,723,001	163,720,337
Al -Khazer Construction Material	IKHC	1.200	1.200	1.200	1.200	1.770	1.200	1.170	2.56	1	1,000,000	1,200,000
Al-Kindi of Veterinary Vaccines	IKLV	2.650	2.750	2.650	2.680	2.640	2.740	2.650	3.40	19	3,290,370	8,832,099
Al-Mansour Pharmaceuticals Inc	IMAP	2.530	2.590	2.530	2.550	2.500	2.580	2.530	1.98	24	1,780,966	4,538,770
Metallic Industries and Bicycles	IMIB	1.800	1.900	1.800	1.900	1.910	1.900	1.910	-0.52	2	513,160	973,688
Modern Sewing	IMOS	5.400	5.400	5.400	5.400	5.370	5.400	5.400	0.00	3	848,536	4,582,094
Ready Made Clothes	IRMC	2.350	2.350	2.350	2.350	2.300	2.350	2.300	2.17	1	155,744	365,998
<b>Total of Industrial Sector</b>										197	33,311,777	184,212,987
<b>Hotels Sector</b>												
Baghdad Hotel	HBAG	13.050	13.050	11.750	12.060	13.070	12.490	13.050	-4.29	63	3,177,436	38,323,826
Babylon Hotel	HBAY	103.000	103.000	103.000	103.000	102.010	103.000	102.010	0.97	1	100	10,300
Mansour Hotel	HMAN	65.000	69.350	65.000	68.500	65.920	68.000	65.000	4.62	4	1,861	127,484
<b>Total of Hotels Sector</b>										68	3,179,397	38,461,610
<b>Agricultural Sector</b>												
Babil Animal & Vegetable Production	ABAP	9.700	9.700	9.300	9.580	9.880	9.300	9.700	-4.12	4	2,547	24,407
Modern for Animal Production	AMAP	0.360	0.360	0.360	0.360	0.360	0.360	0.360	0.00	4	51,926	18,693
Middle East for Production- Fish	AMEF	5.990	5.990	5.990	5.990	5.990	5.990	5.990	0.00	1	164	982
<b>Total of Agricultural Sector</b>										9	54,637	44,082
<b>Total Of Regular</b>										1,065	1,190,128,437	1,560,045,933

**Second Platform Market Bulletin No (102)**



Company Name	Code	opening Price	highest price	lowest price	Average price	Prev Average price	Closing Price	prev closing price	change (%)	No.of Trades	Traded Volume	Traded Value
<b>Banks Sector</b>												
Erbil Investment & FinanceBank	BERI	0.110	0.110	0.110	0.110	0.110	0.110	0.110	0.00	2	18,258,500,000	2,008,435,000
Credit Bank Of Iraq	BROI	0.560	0.570	0.560	0.570	0.560	0.570	0.560	1.79	7	7,392,395	4,213,664
Region Trade Bank	BRTB	1.010	1.010	1.010	1.010	1.010	1.010	1.010	0.00	1	1,000	1,010
<b>Total of Banks Sector</b>										<b>10</b>	<b>18,265,893,395</b>	<b>2,012,649,674</b>
<b>Service Sector</b>												
Al-Ameen Estate Investment	SAEI	1.680	1.680	1.680	1.680	1.680	1.680	1.680	0.00	17	569,331	956,476
<b>Total of Industrial Sector</b>										<b>17</b>	<b>569,331</b>	<b>956,476</b>
<b>Industrial Sector</b>												
Fallujah for construction Materi	IFCM	2.970	3.050	2.950	2.980	2.950	2.970	2.970	0.00	49	3,306,000	9,846,907
National Furniture Industries	IHFI	1.000	1.000	1.000	1.000	1.000	1.000	1.000	0.00	2	29,821	29,821
<b>Total of Industrial Sector</b>										<b>51</b>	<b>3,335,821</b>	<b>9,876,728</b>
<b>Total of Non Regular</b>										<b>78</b>	<b>18,269,798,547</b>	<b>2,023,482,877</b>
<b>Undisclosed Platform Companies Bulletin No (102)</b>												
<b>Banks Sector</b>												
Al-Qurtas Islamic Bank	BQUR	1.000	1.000	1.000	1.000	1.000	1.000	1.000	0.00	3	17,161,000,000	17,161,000,000
<b>Total of Banks Sector</b>										<b>3</b>	<b>17,161,000,000</b>	<b>17,161,000,000</b>
<b>Service Sector</b>												
AL-Badia for General Trans	SBAG	1.400	1.400	1.400	1.400	1.380	1.400	1.400	0.00	2	2,823	3,952
<b>Total of Industrial Sector</b>										<b>2</b>	<b>2,823</b>	<b>3,952</b>
<b>Industrial Sector</b>												
Electronic Industry	IELI	1.600	1.700	1.590	1.670	1.450	1.600	1.600	0.00	22	2,259,467	3,775,741
Al-Hilal Industries	IHLI	1.420	1.500	1.420	1.420	1.420	1.500	1.420	5.63	6	2,067,461	2,944,646
Modern Construction Materials	IMCM	1.350	1.350	1.350	1.350	1.150	1.350	1.150	17.39	1	1,420	1,917
National Chemical &Plastic	INCP	1.800	1.800	1.800	1.800	1.800	1.800	1.800	0.00	2	15,652	28,174
The Light Industries	ITLI	1.240	1.250	1.240	1.240	1.190	1.240	1.200	3.33	19	8,353,000	10,363,720
<b>Total of Industrial Sector</b>										<b>50</b>	<b>12,697,000</b>	<b>17,114,198</b>
<b>Hotels Sector</b>												
Palestine Hotel	HPAL	18.550	18.550	18.500	18.520	18.610	18.500	18.510	-0.05	14	570,106	10,556,968
<b>Total of Hotels Sector</b>										<b>14</b>	<b>570,106</b>	<b>10,556,968</b>
<b>Agricultural Sector</b>												
Iraqi for Seed Production	AISP	6.750	6.820	6.650	6.680	6.700	6.700	6.750	-0.74	107	12,252,922	81,903,294
<b>Total of Agricultural Sector</b>										<b>107</b>	<b>12252922</b>	<b>81,903,294</b>
<b>Total of Undisclosed</b>										<b>176</b>	<b>17,186,522,851</b>	<b>17,270,578,412</b>
<b>Grand Total</b>										<b>1,319</b>	<b>36,646,449,835</b>	<b>20,854,107,222</b>



**Iraq Stock Exchange not trading companies of Sunday 14/6/2026**

Company Names	Code	Previous Average Price	Closing Price
<b>Banks Sector</b>			
Ashur International Bank	BASH	0.260	0.260
Kurdistan International Bank	BKUI	1.200	1.200
Elaf Islamic Bank	BELF	0.240	0.240
National Islamic Bank	BNAI	1.100	1.100
Union Bank of Iraq	BUOI	0.160	0.160
Asia Al Iraq Islamic Bank	BAIB	0.950	0.950
Cihan Bank for Islamic Investment&Finan	BCIH	2.200	2.200
<b>Insurance Sector</b>			
Al-Ameen for Insurance	NAME	0.830	0.900
Gulf Insurance	NGIR	0.450	0.450
Dar Al-Salam for Insurance	NDSA	0.780	0.780
<b>Service Sector</b>			
AL-Nukhba for Construction	SNUC	0.710	0.710
<b>Industrial Sector</b>			
Iraqi For Tufted Carpets	IITC	19.990	19.990
Iraqi Engineering Works	IIEW	5.670	5.600
<b>Hotels Sector</b>			
National for Tourist Investment	HNTI	9.000	9.000
<b>Agricultural Sector</b>			
Agricultural Products Meat	AIPM	4.700	4.700
Al-Ahlyia agricultural production	AAHP	2.110	2.110
Iraqi Agricultural Products	AIRP	9.000	9.000
Company Names	Code	Previous Average Price	Closing Price
<b>Banks Sector</b>			
Al-Ataa Islamic Bank	BLAD	0.100	0.100
International Islamic Bank	BINT	0.200	0.200
International Development Bank	BIDB	1.050	1.050
Al-Qabidh Islamic Bank	BQAB	0.090	0.090
AL- Mal Islamic Bank	BMAL	1.000	1.000
Al-Mashreq Al-Arabi Islamic Bank	BAMS	0.850	0.850
Arab Islamic Bank	BAAI	1.000	1.000
Al-Rajih Islamic Bank	BRAJ	1.000	1.000
Al-Mustashar Islamic Bank for Investmen	BMUI	1.000	1.000
Trust International Islamic Bank	BTRU	0.750	0.750
World Islamic Bank for Investment	BWOR	1.000	1.000
Al janoob Islamic Bank	BJAB	0.940	0.940
Ameen Al-Iraq Islamic Bank	BAME	1.000	1.000
Trans Iraq Bank Investment	BTRI	0.300	0.300
<b>Insurance Sector</b>			
Al-Hamraa for Insurance	NHAM	5.330	5.350
Alahliya For Insurance	NAHF	0.820	0.820
<b>Investment Sector</b>			
Al-Ameen for Financial Investment	VAMF	0.690	0.690
AL-Wiaam for Financial Investment	VWIF	1.260	1.260
<b>Industrial Sector</b>			
Baghdad for Packing Materials	IBPM	2.860	2.860
Company Names	Code	Previous Average Price	Closing Price
<b>Service Sector</b>			
General Transportation	SIGT	1.500	1.500

**Iraq Stock Exchange**  
**Non Iraqis' Bulletin Sunday Jun 14 2026**  
**Regular Market**



**Non Iraqi Trading of Regular Market (Buy)**

<b>Company Names</b>	<b>Code</b>	<b>No.of trades</b>	<b>Traded Shares</b>	<b>Trading Volume</b>
<b>Banks Sector</b>				
<b>Al-Mansour Bank</b>	<b>BMNS</b>	<b>70</b>	<b>248,280,150</b>	<b>442,695,509</b>
<b>Total Bank sector</b>		<b>70</b>	<b>248,280,150</b>	<b>442,695,509</b>
<b>Grand Total</b>		<b>70</b>	<b>248,280,150</b>	<b>442,695,509</b>

## OTC Platform Trading Bulletin No (102)

Company Name	Code	highest price	lowest price	Average price	No.of Trades	Traded Volume	Traded Value
<b>Banks Sector</b>							
Al-Warka Bank	BWAI	0.150	0.150	0.150	3	5,130,000	769,500
Total Of Money Service Sector					3	5,130,000	769,500
<b>Total</b>					<b>3</b>	<b>5,130,000</b>	<b>769,500</b>

## Not Trading OTC Companies

Company Name	Code	Previous Average price
<b>Banks Sector</b>		
Hammurabi Commercial Bank	BHAM	—
Al-Sanam Islamic Bank	BSAN	3.000
<b>Industrial Sector</b>		
Kirkuk producing constructional materials	IKFP	2.800
<b>Money Service Sector</b>		
Rabee Securities	FRSE	9.050
Karmal Brokerage	FKSX	10.000
Iraqi Deposit Insurance Corporation	FIDI	1.000
Ishtar Gate for e-Paymant	FISH	1.000
Sama Baghdad Exchange	FSBE	—
<b>Insurance Sector</b>		
Shatt Al Arab Insurance	NSHA	1.000
Al Badia Insurance	NBAD	—
Kurdistan Insurance	NKUI	0.500
Elaf Insurance	NELF	—
Dilina Insurance Company	NDIL	—

Iraq Stock Exchange

Sunday 14/6/2026



سوق العراق للاوراق المالية  
IRAQ STOCK EXCHANGE

## Not Trading Bonds Bulletin

Bond type	Publish type	Code	last trading price	immortilize date
Banaa Bonds /Million ID	Second	CB20	964,981	19/12/2025
Eamar Bonds /Million ID	First	CB30	1,001,095	—
Eamar Bonds /Million ID	Second	CB40	—	—
Eamar Bonds /500 Thousand ID	Third	CB45	—	—
Eamar Bonds /Million ID	Third	CB50	—	—
Injaz Bonds /500 Thousand ID	First	CB55	—	—
Injaz Bonds /Million ID	First	CB60	951,110	—
Injaz Bonds /500 Thousand ID	Second	CB65	511,000	—
Injaz Bonds /Million ID	Second	CB70	965,050	—
Injaz Bonds /500 Thousand ID	Third	CB75	—	—
Injaz Bonds /Million ID	Third	CB80	978,182	—
National Bonds/Million ID	First	CB90	—	—
National Bonds/500 Thousand ID	Second	CB95	—	—
National Bonds/Million ID	Second	CB100	—	—