

Iraq Stock Exchange

Bulletin No (85)



سوق العراق للاوراق المالية
IRAQ STOCK EXCHANGE

ISX Trading Indices of Thursday 14/5/2026

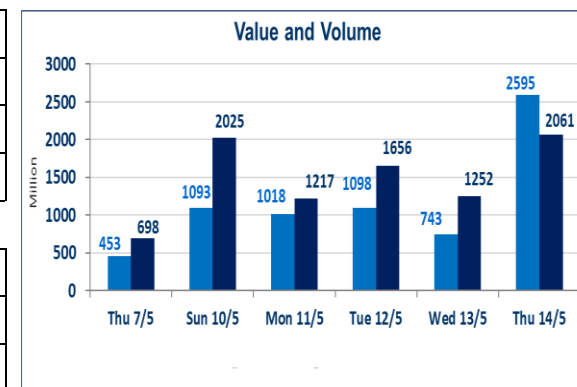
Traded Volume and OTC	2,595,303,690
-----------------------	---------------

Traded Value and OTC	2,061,314,427
----------------------	---------------

Traders	1308
---------	------

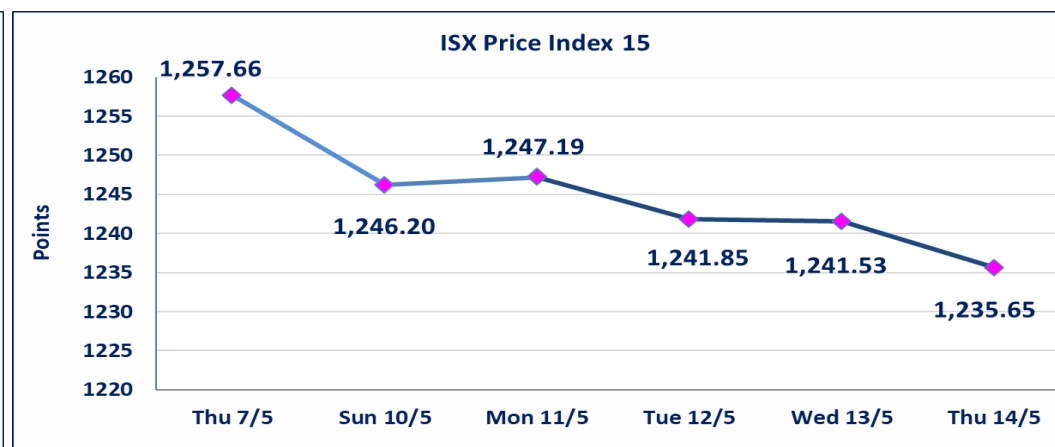
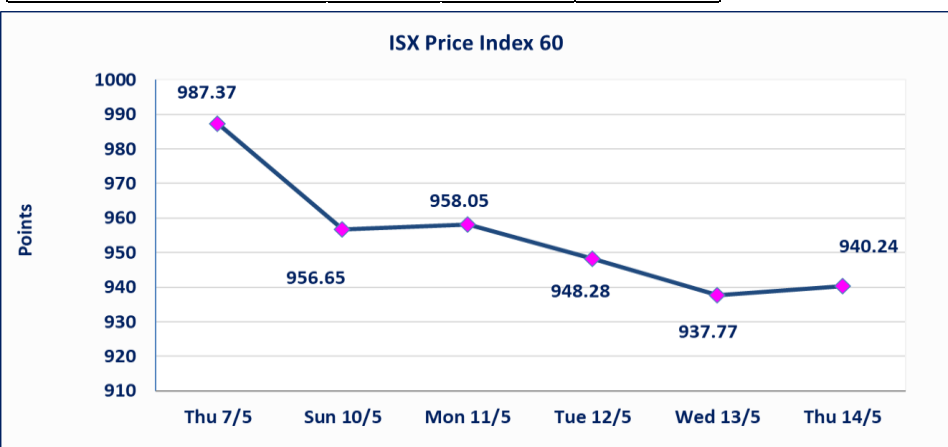
ISX Index 60	940.24
Previous ISX Index60	937.77
Change %	0.26
Change	2.47

ISX Index 15	1235.65
Previous ISX Index15	1241.53
Change %	-0.47
Change	-5.88



Listed Companies	104	OTC	14
Traded Listed Companies	44	OTC	0
GAM Companies	2		
Suspended Companies	8		

Non Traded listed	50	OTC	14
Higher Companies	7		
Lower Companies	15		



ISX top gaining and losing companies

Thursday 14/5/2026

Gainers

Company Name	Closing Price	Change (%)	Traded Volume
Mansour Hotel	49.350	5.00	78,341
AL-Badia for General Trans	1.510	4.86	70,502,000
Gulf Commercial Bank	0.350	2.94	81,000,000
Al -Khazer Construction Materials	1.280	2.40	203,348
Iraqi Islamic Bank	1.080	1.89	11,022,759

Losers

Company Name	Closing Price	Change (%)	Traded Volume
Dar Al-Salam for Insurance	0.750	-3.85	1,500,000
Babil Animal & Vegetable Product	9.600	-2.04	272,505
Iraqi Agricultural Products	9.800	-2.00	8,702
AL-Nukhba for Construction	0.700	-1.41	12,001
Al-Khatam Telecom	3.700	-1.33	361,357

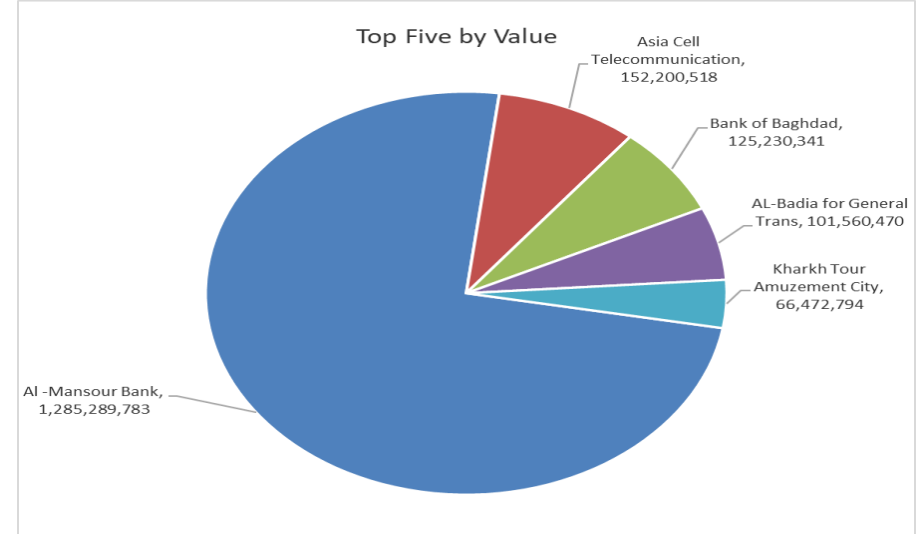
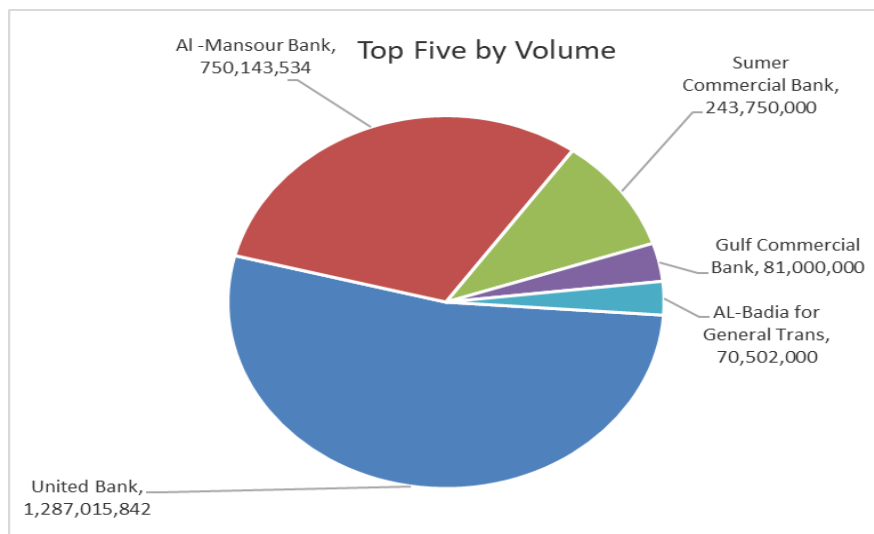
The most active companies in term of traded volume and value

Traded Volume

Company Name	Closing Price	Change (%)	Traded Volume
United Bank	0.050	0.00	1,287,015,842
Al -Mansour Bank	1.710	-1.16	750,143,534
Sumer Commercial Bank	0.200	0.00	243,750,000
Gulf Commercial Bank	0.350	2.94	81,000,000
AL-Badia for General Trans	1.510	4.86	70,502,000

Traded Value

Company Name	Closing Price	Change (%)	Traded Value
Al -Mansour Bank	1.710	-1.16	1,285,289,783
Asia Cell Telecommunication	16.940	-0.94	152,200,518
Bank of Baghdad	2.740	0.37	125,230,341
AL-Badia for General Trans	1.510	4.86	101,560,470
Kharkh Tour Amuzement City	4.530	0.67	66,472,794



Regular Market Bulletin No (85)



Company Name	Code	opening Price	highest price	lowest price	Average price	Prev Average price	Closing Price	prev closing price	change (%)	No.of Trades	Traded Volume	Traded Value
Banks Sector												
Ashur International Bank	BASH	0.250	0.250	0.250	0.250	0.250	0.250	0.250	0.00	7	14,264,538	3,566,135
Bank of Baghdad	BBOB	2.730	2.770	2.730	2.750	2.750	2.740	2.730	0.37	155	45,537,342	125,230,341
Commercial Islamic Bank of Iraq	BCOI	0.670	0.680	0.670	0.670	0.670	0.670	0.670	0.00	11	4,480,980	3,002,627
Gulf Commercial Bank	BGUC	0.350	0.350	0.350	0.350	0.340	0.350	0.340	2.94	17	81,000,000	28,350,000
Investment Bank of Iraq	BIBI	0.240	0.240	0.240	0.240	0.240	0.240	0.240	0.00	2	10,000,000	2,400,000
Iraqi Islamic Bank	BIIB	1.060	1.080	1.060	1.070	1.060	1.080	1.060	1.89	21	11,022,759	11,755,352
Middle East Bank	BIME	0.090	0.090	0.090	0.090	0.090	0.090	0.090	0.00	5	2,055,000	184,950
Mosul Bank For Investment	BMFI	0.140	0.140	0.140	0.140	0.140	0.140	0.140	0.00	2	250,000	35,000
Al -Mansour Bank	BMNS	1.730	1.730	1.700	1.710	1.730	1.710	1.730	-1.16	238	750,143,534	1,285,289,783
National Bank of Iraq	BNOI	3.950	3.990	3.910	3.940	3.950	3.930	3.950	-0.51	44	3,081,553	12,134,353
Sumer Commercial Bank	BSUC	0.190	0.200	0.190	0.190	0.190	0.200	0.200	0.00	46	243,750,000	46,320,000
United Bank	BUND	0.050	0.050	0.050	0.050	0.050	0.050	0.050	0.00	280	1,287,015,842	64,350,792
Total of Banks Sector										828	2,452,601,548	1,582,619,332
Telecommunication Sector												
Asia Cell Telecommunication	TASC	17.100	17.100	16.940	16.990	17.050	16.940	17.100	-0.94	151	8,958,889	152,200,518
Al-Khatam Telecom	TZNI	3.750	3.750	3.650	3.680	3.730	3.700	3.750	-1.33	8	361,357	1,328,467
Total of Telecommunication Sector										159	9,320,246	153,528,985
Insurance Sector												
Al-Ameen for Insurance	NAME	0.890	0.890	0.890	0.890	0.860	0.890	0.890	0.00	1	1,675	1,491
Dar Al-Salam for Insurance	NDSA	0.750	0.750	0.750	0.750	0.770	0.750	0.780	-3.85	1	1,500,000	1,125,000
Gulf Insurance	NGIR	0.450	0.450	0.450	0.450	0.440	0.450	0.450	0.00	1	2,208	994
Total of Insurance Sector										3	1,503,883	1,127,484
Service Sector												
Baghdad -Iraq Transportation	SBPT	22.600	22.600	22.450	22.500	22.600	22.500	22.600	-0.44	27	727,790	16,374,995
Kharkh Tour Amuzement City	SKTA	4.500	4.530	4.500	4.500	4.500	4.530	4.500	0.67	50	14,770,417	66,472,794
Mamoura Realestate	SMRI	3.150	3.190	3.150	3.170	3.170	3.170	3.170	0.00	12	2,609,761	8,281,238
AL-Nukhba for Construction	SNUC	0.700	0.700	0.700	0.700	0.710	0.700	0.710	-1.41	1	12,001	8,401
Total of Service Sector										90	18,119,969	91,137,427
Industrial Sector												
Baghdad Soft Drinks	IBSD	6.180	6.180	6.170	6.180	6.180	6.170	6.180	-0.16	37	8,506,737	52,571,570
Iraqi Carton Manufactories	IICM	2.500	2.500	2.500	2.500	2.500	2.500	2.500	0.00	1	150,000	375,000
Al -Khazer Construction Material	IKHC	1.260	1.280	1.260	1.270	1.250	1.280	1.250	2.40	4	203,348	257,262
Al-Mansour Pharmaceuticals Inc	IMAP	2.450	2.460	2.430	2.450	2.440	2.450	2.450	0.00	48	12,533,783	30,709,465
Modern Sewing	IMOS	5.400	5.400	5.380	5.380	5.400	5.380	5.400	-0.37	4	231,187	1,243,792
Total of Industrial Sector										94	21,625,055	85,157,088
Hotels Sector												
Ishtar Hotels	HISH	9.010	9.010	9.010	9.010	9.010	9.010	9.010	0.00	6	1,082,719	9,755,298
Mansour Hotel	HMAN	47.000	49.350	47.000	48.200	47.000	49.350	47.000	5.00	2	78,341	3,776,027
National for Tourist Investment	HNTI	9.000	9.000	9.000	9.000	9.000	9.000	9.000	0.00	3	90,000	810,000
Total of Hotels Sector										11	1,251,060	14,341,325
Agricultural Sector												
Babil Animal & Vegetable Produ	ABAP	9.750	9.750	9.310	9.430	9.710	9.600	9.800	-2.04	31	272,505	2,569,953
Iraqi Agricultural Products	AIRP	9.900	9.900	9.800	9.810	10.000	9.800	10.000	-2.00	2	8,702	85,350
Modern for Animal Production	AMAP	0.370	0.370	0.370	0.370	0.370	0.370	0.370	0.00	6	6,000,000	2,220,000
Total of Agricultural Sector										39	6,281,207	4,875,303
Total Of Regular										1,224	2,510,702,968	1,932,786,945

Second Platform Market Bulletin No (85)



Company Name	Code	opening Price	highest price	lowest price	Average price	Prev Average price	Closing Price	prev closing price	change (%)	No.of Trades	Traded Volume	Traded Value
Banks Sector												
Credit Bank Of Iraq	BROI	0.570	0.570	0.570	0.570	0.570	0.570	0.570	0.00	15	7,462,987	4,253,903
Total of Banks Sector										15	7,462,987	4,253,903
Insurance Sector												
Al-Hamraa for Insurance	NHAM	4.500	4.500	4.500	4.500	4.380	4.500	4.500	0.00	1	1,104	4,968
Total of Insurance Sector										1	1,104	4,968
Service Sector												
Al-Ameen Estate Investment	SAEI	1.700	1.700	1.700	1.700	1.700	1.700	1.700	0.00	4	105,372	179,132
Total of Industrial Sector										4	105,372	179,132
Industrial Sector												
Fallujah for construction Materi	IFCM	2.850	2.850	2.810	2.830	2.860	2.840	2.850	-0.35	5	473,548	1,338,670
National Furniture Industries	IHFI	0.900	0.900	0.900	0.900	0.900	0.900	0.900	0.00	3	1,620,730	1,458,657
Total of Industrial Sector										8	2,094,278	2,797,327
Hotels Sector												
Ashour Hotel	HASH	28.000	28.000	28.000	28.000	28.000	28.000	28.000	0.00	3	35,129	983,612
Total of Hotels Sector										3	35,129	983,612
Total of Non Regular										31	9,698,870	8,218,942

Undisclosed Platform Companies Bulletin No (85)



Company Name	Code	opening Price	highest price	lowest price	Average price	Prev Average price	Closing Price	prev closing price	change (%)	No.of Trades	Traded Volume	Traded Value
Service Sector												
AL-Badia for General Trans	SBAG	1.510	1.510	1.440	1.440	1.430	1.510	1.440	4.86	10	70,502,000	101,560,470
Total of Industrial Sector										10	70,502,000	101,560,470
Industrial Sector												
Electronic Industry	IELI	1.420	1.420	1.400	1.420	1.430	1.420	1.430	-0.70	11	1,134,872	1,610,457
National Chemical &Plastic	INCP	1.860	1.860	1.860	1.860	1.860	1.860	1.860	0.00	2	19,255	35,814
The Light Industries	ITLI	1.200	1.220	1.200	1.220	1.220	1.220	1.230	-0.81	4	1,800,000	2,187,000
Total of Industrial Sector										17	2,954,127	3,833,272
Hotels Sector												
Palestine Hotel	HPAL	18.440	18.450	18.300	18.410	18.450	18.300	18.440	-0.76	15	585,527	10,777,246
Total of Hotels Sector										15	585,527	10,777,246
Agricultural Sector												
Iraqi for Seed Production	AISP	4.810	4.810	4.810	4.810	4.810	4.810	4.810	0.00	11	860,198	4,137,552
Total of Agricultural Sector										11	860,198	4,137,552
Total of Undisclosed										53	74,901,852	120,308,540
Grand Total										1,308	2,595,303,690	2,061,314,427

Iraq Stock Exchange not trading companies of Thursday 14/5/2026

Company Names	Code	Previous Average Price	Closing Price
Banks Sector			
Kurdistan International Bank	BKUI	1.110	1.110
Union Bank of Iraq	BUOI	0.170	0.170
Elaf Islamic Bank	BELF	0.250	0.250
Asia Al Iraq Islamic Bank	BAIB	0.780	0.780
Cihan Bank for Islamic Investment&Finan	BCIH	2.200	2.200
Economy Bank	BEFI	0.230	0.230
National Islamic Bank	BNAI	1.000	1.000
Al-Taif Islamic Bank	BTIB	0.650	0.660
Service Sector			
Al-Mosul for funfairs	SMOF	7.100	7.100
Rehab Karbalaa	HKAR	0.650	0.650
Industrial Sector			
Iraqi Date Processing and Marketing	IIDP	2.190	2.190
Al-Kindi of Veterinary Vaccines	IKLV	2.530	2.530
Iraqi Engineering Works	IIEW	6.350	6.350
Metallic Industries and Bicycles	IMIB	1.900	1.900
Ready Made Clothes	IRMC	2.250	2.250
Hotels Sector			
Tourist Village of Mosul dam	HTVM	13.500	13.500
Al-Sadeer Hotel	HSAD	22.990	22.990
Babylon Hotel	HBAY	102.000	102.000
Baghdad Hotel	HBAG	12.000	12.000
Agricultural Sector			
Agricultural Products Meat	AIPM	4.610	4.670
Al-Ahlyia agricultural production	AAHP	2.110	2.110
Middle East for Production- Fish	AMEF	5.990	5.990
Company Names	Code	Previous Average Price	Closing Price
Banks Sector			
International Islamic Bank	BINT	0.200	0.200
Al-Ataa Islamic Bank	BLAD	0.100	0.100
Al-Qabidh Islamic Bank	BQAB	0.090	0.090
Erbil Investment & FinanceBank	BERI	0.110	0.110
AL- Mal Islamic Bank	BMAL	1.000	1.000
Trans Iraq Bank Investment	BTRI	0.310	0.310
International Development Bank	BIDB	1.050	1.050
Al-Mashreq Al-Arabi Islamic Bank	BAMS	0.850	0.850
Region Trade Bank	BRTB	1.010	1.010
Arab Islamic Bank	BAAI	1.000	1.000
Al-Rajih Islamic Bank	BRAJ	1.000	1.000
Al-Mustashar Islamic Bank for Investmen	BMUI	1.000	1.000
Trust International Islamic Bank	BTRU	0.750	0.750
World Islamic Bank for Investment	BWOR	1.000	1.000
Al janoob Islamic Bank	BJAB	0.940	0.940
Ameen Al-Iraq Islamic Bank	BAME	1.000	1.000
Iraq Noor Islamic Bank for Investment	BINI	0.240	0.240
Insurance Sector			
Alahliya For Insurance	NAHF	0.820	0.820
Investment Sector			
Al-Ameen for Financial Investment	VAMF	1.260	1.260
AL-Wiaam for Financial Investment	VWIF	0.690	0.690
Industrial Sector			
Baghdad for Packing Materials	IBPM	2.860	2.860
Modern chemical industries	IMCI	100.000	100.000
Service Sector			
Ibdaa Al-sharq Alwast General Contractin	SIBD	1.000	1.000
Agricultural Sector			
AL-Rebass for Poultry&feed	AREB	-	-
Company Names	Code	Previous Average Price	Closing Price
Banks Sector			
Al-Qurtas Islamic Bank	BQUR	1.000	1.000
Service Sector			
General Transportation	SIGT	1.650	1.650
Industrial Sector			
Al-Hilal Industries	IHLI	1.350	1.360
Modern Construction Materials	IMCM	1.210	1.150

Non Iraqi Trading of Regular Market (Buy)

Company Names	Code	No. of trades	Traded Shares	Trading Volume
Banks Sector				
Commercial Bank of Iraq	BCOI	5	3,051,356	2,044,409
Bank Of Baghdad	BBOB	1	340,000	935,000
Al-Mansour Bank	BMNS	1	56,571	96,736
Total Bank sector		7	3,447,927	3,076,145
Telecommunication Sector				
Asia cell	TASC	1	9,000	152,550
Total Telecommunication sector		1	9,000	152,550
Grand Total		8	3,456,927	3,228,695

Non Iraqi Trading of Regular Market (Sell)

Company Names	Code	No. of trades	Traded Shares	Trading Volume
Banks Sector				
Al-Mansour Bank	BMNS	57	400,000,000	686,000,000
Total Bank sector		57	400,000,000	686,000,000
Grand Total		57	400000000	686000000

Non Iraqi Trading of Second Market (BUY)

Company Names	Code	No. of trades	Traded Volume	Traded Value
Banks Sector				
Credit Bank Of Iraq	BROI	5	5,000,000	2,850,000
Total Bank sector		5	5,000,000	2,850,000
Grand Total		5	5,000,000	2,850,000

Iraq Stock Exchange

Thursday 14/5/2026



سوق العراق للاوراق المالية
IRAQ STOCK EXCHANGE

Not Trading OTC Companies

Company Name	Code	Previous Average price
Banks Sector		
Hammurabi Commercial Bank	BHAM	—
Al-Sanam Islamic Bank	BSAN	3.000
Al-Warka Bank	BWAI	0.150
Industrial Sector		
Kirkuk producing constructional materials	IKFP	2.800
Money Service Sector		
Karmal Brokerage	FKSX	10.000
Iraqi Deposit Insurance Corporation	FIDI	1.000
Rabee Securities	FRSE	9.500
Ishtar Gate for e-Paymant	FISH	1.000
Sama Baghdad Exchange	FSBE	—
Insurance Sector		
Shatt Al Arab Insurance	NSHA	1.000
Al Badia Insurance	NBAD	—
Kurdistan Insurance	NKUI	0.500
Elaf Insurance	NELF	—
Dilina Insurance Company	NDIL	—

Iraq Stock Exchange

Thursday 14/5/2026



سوق العراق للاوراق المالية
IRAQ STOCK EXCHANGE

Not Trading Bonds Bulletin

Bond type	Publish type	Code	last trading price	immortilize date
Banaa Bonds /Million ID	Second	CB20	964,981	19/12/2025
Eamar Bonds /Million ID	First	CB30	1,001,095	—
Eamar Bonds /Million ID	Second	CB40	—	—
Eamar Bonds /500 Thousand ID	Third	CB45	—	—
Eamar Bonds /Million ID	Third	CB50	—	—
Injaz Bonds /500 Thousand ID	First	CB55	—	—
Injaz Bonds /Million ID	First	CB60	951,110	—
Injaz Bonds /500 Thousand ID	Second	CB65	507,301	—
Injaz Bonds /Million ID	Second	CB70	965,050	—
Injaz Bonds /500 Thousand ID	Third	CB75	—	—
Injaz Bonds /Million ID	Third	CB80	978,182	—
National Bonds/Million ID	First	CB90	—	—
National Bonds/500 Thousand ID	Second	CB95	—	—
National Bonds/Million ID	Second	CB100	—	—