

# Iraq Stock Exchange

Bulletin No (84)



سوق العراق للأوراق المالية  
IRAQ STOCK EXCHANGE

## ISX Trading Indices of Wednesday 13/5/2026

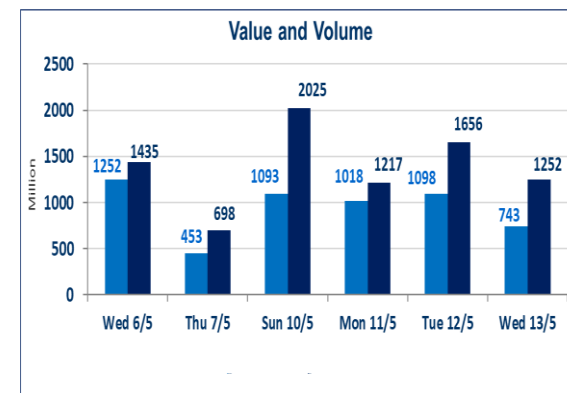
Traded Volume and OTC	743,866,873
-----------------------	-------------

Traded Value and OTC	1,252,330,406
----------------------	---------------

Traders	1124
---------	------

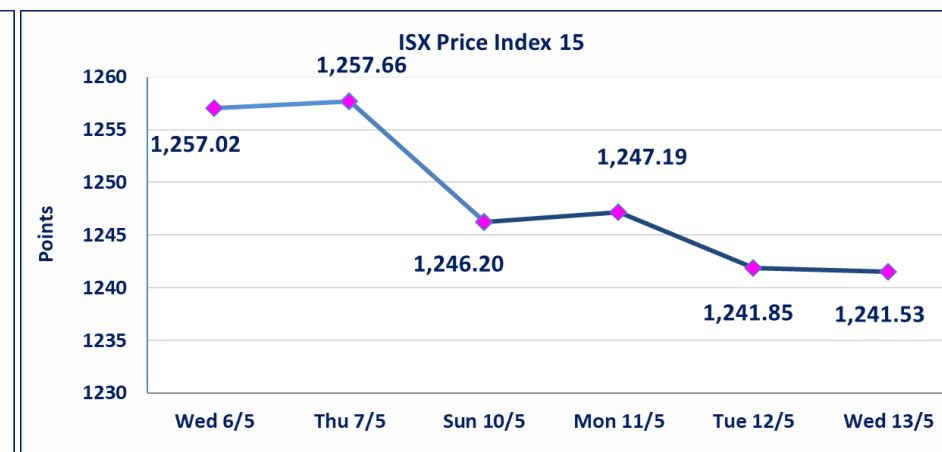
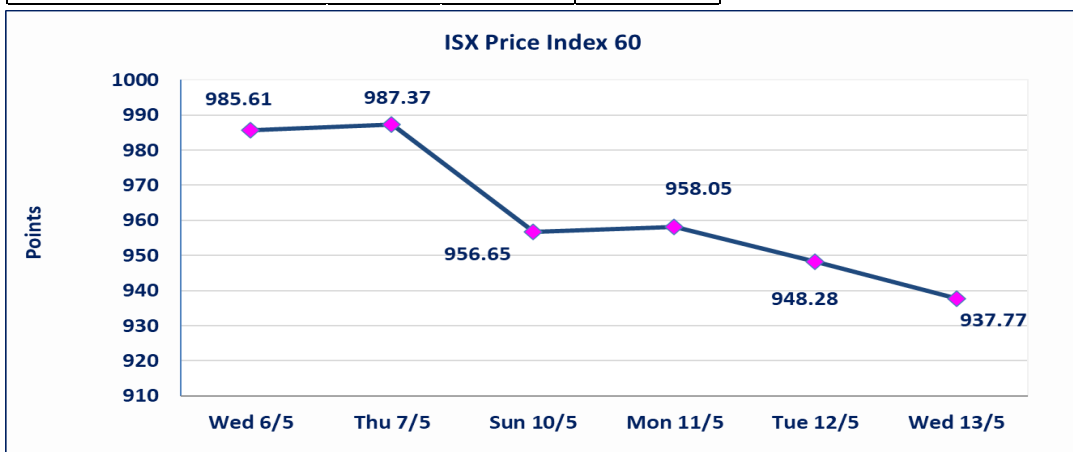
ISX Index 60	937.77
Previous ISX Index60	948.28
Change %	-1.11
Change	-10.51

ISX Index 15	1241.53
Previous ISX Index15	1241.85
Change %	-0.03
Change	-0.32



Listed Companies	104	OTC	14
Traded Listed Companies	56	OTC	1
GAM Companies	2		
Suspended Companies	8		

Non Traded listed	38	OTC	13
Higher Companies	14		
Lower Companies	23		



## ISX top gaining and losing companies

Wednesday 13/5/2026

### Gainers

Company Name	Closing Price	Change (%)	Traded Volume
Sumer Commercial Bank	0.200	5.26	37,283,486
Gulf Insurance	0.450	4.65	1,000,000
AL-Badia for General Trans	1.440	4.35	2,601,496
Dar Al-Salam for Insurance	0.780	4.00	300,000
National Furniture Industries	0.900	3.45	66,721

### Losers

Company Name	Closing Price	Change (%)	Traded Volume
Mosul Bank For Investment	0.140	-6.67	18,085,624
Al-Mosul for funfairs	7.100	-4.83	500,000
Bank of Baghdad	2.730	-4.21	130,266,053
Economy Bank	0.230	-4.17	20,046,730
Modern Construction Materials	1.150	-4.17	9,000

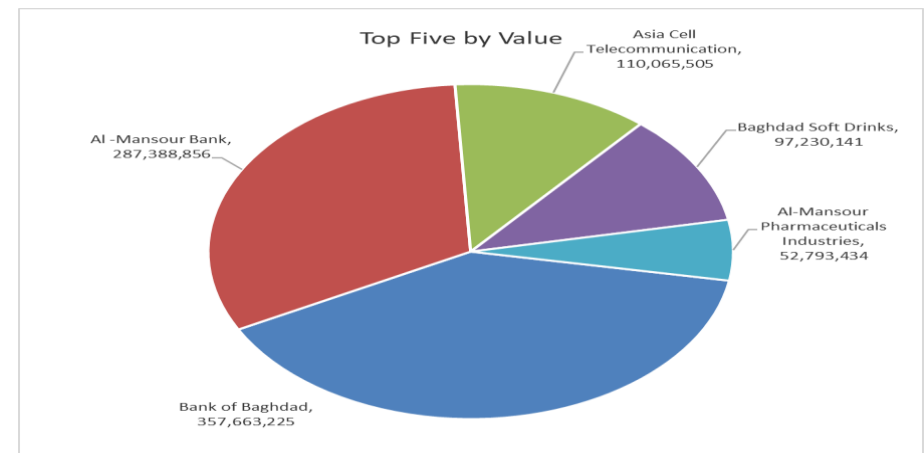
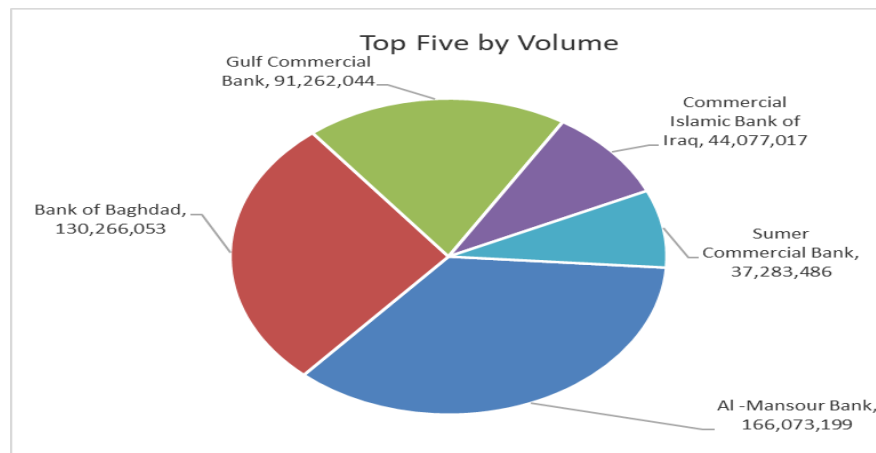
## The most active companies in term of traded volume and value

### Traded Volume

Company Name	Closing Price	Change (%)	Traded Volume
Al -Mansour Bank	1.730	0.00	166,073,199
Bank of Baghdad	2.730	-4.21	130,266,053
Gulf Commercial Bank	0.340	0.00	91,262,044
Commercial Islamic Bank of Iraq	0.670	1.52	44,077,017
Sumer Commercial Bank	0.200	5.26	37,283,486

### Traded Value

Company Name	Closing Price	Change (%)	Traded Value
Bank of Baghdad	2.730	-4.21	357,663,225
Al -Mansour Bank	1.730	0.00	287,388,856
Asia Cell Telecommunication	17.100	0.88	110,065,505
Baghdad Soft Drinks	6.180	0.00	97,230,141
Al-Mansour Pharmaceuticals Indu	2.450	0.41	52,793,434



## Regular Market Bulletin No (84)



Company Name	Code	opening Price	highest price	lowest price	Average price	Prev Average price	Closing Price	prev closing price	change (%)	No.of Trades	Traded Volume	Traded Value
<b>Banks Sector</b>												
Ashur International Bank	BASH	0.250	0.250	0.250	0.250	0.250	0.250	0.250	0.00	3	16,488,459	4,122,115
Bank of Baghdad	BBOB	2.800	2.800	2.710	2.750	2.890	2.730	2.850	-4.21	309	130,266,053	357,663,225
Commercial Islamic Bank of Iraq	BCOI	0.670	0.680	0.670	0.670	0.660	0.670	0.660	1.52	23	44,077,017	29,531,894
Economy Bank	BEFI	0.240	0.240	0.230	0.230	0.240	0.230	0.240	-4.17	5	20,046,730	4,611,576
Gulf Commercial Bank	BGUC	0.340	0.340	0.340	0.340	0.340	0.340	0.340	0.00	23	91,262,044	31,029,095
Investment Bank of Iraq	BIBI	0.240	0.240	0.240	0.240	0.250	0.240	0.250	-4.00	7	3,081,840	739,642
Iraqi Islamic Bank	BIIB	1.070	1.070	1.060	1.060	1.080	1.060	1.070	-0.93	31	18,872,305	20,006,874
Middle East Bank	BIME	0.090	0.090	0.080	0.090	0.090	0.090	0.090	0.00	5	3,353,490	299,752
Mosul Bank For Investment	BMFI	0.150	0.150	0.140	0.140	0.140	0.140	0.150	-6.67	11	18,085,624	2,533,774
Al -Mansour Bank	BMNS	1.730	1.740	1.720	1.730	1.740	1.730	1.730	0.00	130	166,073,199	287,388,856
National Islamic Bank	BNAI	1.000	1.000	1.000	1.000	1.000	1.000	1.000	0.00	1	3,000,000	3,000,000
National Bank of Iraq	BNOI	3.950	3.970	3.930	3.950	3.950	3.950	3.950	0.00	53	6,298,468	24,902,026
Sumer Commercial Bank	BSUC	0.190	0.200	0.190	0.190	0.190	0.200	0.190	5.26	41	37,283,486	7,088,472
Al-Taif Islamic Bank	BTIB	0.650	0.660	0.650	0.650	0.650	0.660	0.650	1.54	7	59,421	38,634
United Bank	BUND	0.050	0.050	0.050	0.050	0.050	0.050	0.050	0.00	1	18,588	929
<b>Total of Banks Sector</b>										<b>650</b>	<b>558,266,724</b>	<b>772,956,864</b>
<b>Telecommunication Sector</b>												
Asia Cell Telecommunication	TASC	16.950	17.100	16.950	17.050	16.990	17.100	16.950	0.88	51	6,455,349	110,065,505
Al-Khatam Telecom	TZNI	3.750	3.750	3.730	3.730	3.700	3.750	3.690	1.63	3	106,855	398,706
<b>Total of Telecommunication Sector</b>										<b>54</b>	<b>6,562,204</b>	<b>110,464,211</b>
<b>Insurance Sector</b>												
Al-Ameen for Insurance	NAME	0.890	0.890	0.860	0.860	0.900	0.890	0.900	-1.11	6	1,277,806	1,100,792
Dar Al-Salam for Insurance	NDSA	0.770	0.780	0.770	0.770	0.750	0.780	0.750	4.00	3	300,000	231,500
Gulf Insurance	NGIR	0.430	0.450	0.430	0.440	0.430	0.450	0.430	4.65	2	1,000,000	435,000
<b>Total of Insurance Sector</b>										<b>11</b>	<b>2,577,806</b>	<b>1,767,292</b>
<b>Service Sector</b>												
Baghdad -Iraq Transportation	SBPT	22.600	22.600	22.600	22.600	22.670	22.600	22.650	-0.22	7	241,879	5,466,465
Kharkh Tour Amusement City	SKTA	4.500	4.500	4.500	4.500	4.570	4.500	4.570	-1.53	4	6,021,044	27,094,698
Al-Mosul for funfairs	SMOF	7.100	7.100	7.100	7.100	7.460	7.100	7.460	-4.83	1	500,000	3,550,000
Mamoura Realestate	SMRI	3.200	3.200	3.160	3.170	3.200	3.170	3.200	-0.94	27	1,691,559	5,361,832
AL-Nukhba for Construction	SNUC	0.710	0.710	0.710	0.710	0.700	0.710	0.700	1.43	1	13,000	9,230
<b>Total of Service Sector</b>										<b>40</b>	<b>8,467,482</b>	<b>41,482,225</b>
<b>Industrial Sector</b>												
Baghdad Soft Drinks	IBSD	6.180	6.200	6.160	6.180	6.190	6.180	6.180	0.00	79	15,731,727	97,230,141
Iraqi Carton Manufactories	IICM	2.500	2.500	2.500	2.500	2.500	2.500	2.500	0.00	1	1,000	2,500
Al -Khazer Construction Material	IKHC	1.240	1.250	1.240	1.250	1.280	1.250	1.280	-2.34	2	13,764	17,197
Al-Mansour Pharmaceuticals Ind	IMAP	2.440	2.460	2.440	2.440	2.440	2.450	2.440	0.41	104	21,615,787	52,793,434
Modern Sewing	IMOS	5.400	5.400	5.400	5.400	5.400	5.400	5.400	0.00	4	102,100	551,340
Ready Made Clothes	IRMC	2.250	2.250	2.250	2.250	2.250	2.250	2.250	0.00	1	7,000	15,750
<b>Total of Industrial Sector</b>										<b>191</b>	<b>37,471,378</b>	<b>150,610,363</b>
<b>Hotels Sector</b>												
Babylon Hotel	HBAY	11.820	12.000	11.820	12.000	102.000	12.000	11.810	1.61	7	107,220	1,286,345
Baghdad Hotel	HBAG	102.000	102.000	102.000	102.000	11.990	102.000	102.000	0.00	2	19,444	1,983,288
Ishtar Hotels	HISH	9.370	9.370	9.000	9.010	9.370	9.010	9.370	-3.84	10	648,970	5,847,790
Mansour Hotel	HMAN	47.600	47.600	47.000	47.000	47.600	47.000	47.600	-1.26	5	484,689	22,781,197
<b>Total of Hotels Sector</b>										<b>24</b>	<b>1,260,323</b>	<b>31,898,620</b>
<b>Agricultural Sector</b>												
Babil Animal & Vegetable Produ	ABAP	10.000	10.000	9.500	9.710	9.950	9.800	10.000	-2.00	11	26,594	258,331
Agricultural Products Meat	AIPM	4.600	4.670	4.600	4.610	4.670	4.670	4.670	0.00	3	65,000	299,350
Iraqi Agricultural Products	AIRP	10.000	10.000	10.000	10.000	10.000	10.000	10.000	0.00	1	1,497	14,970
Modern for Animal Production	AMAP	0.370	0.370	0.370	0.370	0.380	0.370	0.370	0.00	1	500,000	185,000
<b>Total of Agricultural Sector</b>										<b>16</b>	<b>593,091</b>	<b>757,651</b>
<b>Total Of Regular</b>										<b>986</b>	<b>615,199,008</b>	<b>1,109,937,226</b>

**Second Platform Market Bulletin No (84)**



Company Name	Code	opening Price	highest price	lowest price	Average price	Prev Average price	Closing Price	prev closing price	change (%)	No.of Trades	Traded Volume	Traded Value
<b>Banks Sector</b>												
Iraq Noor Islamic Bank for Inves	BINI	0.240	0.240	0.240	0.240	0.250	0.240	0.250	-4.00	1	120,380	28,891
Credit Bank Of Iraq	BROI	0.580	0.580	0.570	0.570	0.570	0.570	0.570	0.00	8	10,393,000	5,924,140
<b>Total of Banks Sector</b>										<b>9</b>	<b>10,513,380</b>	<b>5,953,031</b>
<b>Insurance Sector</b>												
Alahliya For Insurance	NAHF	0.820	0.820	0.820	0.820	0.850	0.820	0.850	-3.53	1	20,000	16,400
Al-Hamraa for Insurance	NHAM	4.500	4.500	4.300	4.380	4.500	4.500	4.500	0.00	4	8,104	35,468
<b>Total of Insurance Sector</b>										<b>5</b>	<b>28,104</b>	<b>51,868</b>
<b>Service Sector</b>												
Al-Ameen Estate Investment	SAEI	1.700	1.700	1.700	1.700	1.700	1.700	1.700	0.00	1	5,265	8,951
<b>Total of Industrial Sector</b>										<b>1</b>	<b>5,265</b>	<b>8,951</b>
<b>Industrial Sector</b>												
Fallujah for construction Materi	IFCM	2.950	2.950	2.820	2.860	2.910	2.850	2.950	-3.39	27	1,439,800	4,111,968
National Furniture Industries	IHFI	0.900	0.900	0.900	0.900	0.870	0.900	0.870	3.45	1	66,721	60,049
<b>Total of Industrial Sector</b>										<b>28</b>	<b>1,506,521</b>	<b>4,172,017</b>
<b>Hotels Sector</b>												
Ashour Hotel	HASH	28.500	28.500	28.000	28.000	28.500	28.000	28.500	-1.75	6	117,174	3,280,959
<b>Total of Hotels Sector</b>										<b>6</b>	<b>117,174</b>	<b>3,280,959</b>
<b>Total of Non Regular</b>										<b>49</b>	<b>12,170,444</b>	<b>13,466,825</b>

**Undisclosed Platform Companies Bulletin No (84)**



Company Name	Code	opening Price	highest price	lowest price	Average price	Prev Average price	Closing Price	prev closing price	change (%)	No.of Trades	Traded Volume	Traded Value
<b>Service Sector</b>												
AL-Badia for General Trans	SBAG	1.380	1.440	1.380	1.430	1.380	1.440	1.380	4.35	7	2,601,496	3,731,100
General Transportation	SIGT	1.650	1.650	1.650	1.650	1.650	1.650	1.650	0.00	2	10,253	16,917
<b>Total of Industrial Sector</b>										<b>9</b>	<b>2,611,749</b>	<b>3,748,018</b>
<b>Industrial Sector</b>												
Electronic Industry	IELI	1.430	1.430	1.430	1.430	1.440	1.430	1.440	-0.69	15	16,089,168	23,007,510
Al-Hilal Industries	IHLI	1.350	1.360	1.350	1.350	1.350	1.360	1.350	0.74	2	86,742	117,232
Modern Construction Materials	IMCM	1.260	1.260	1.150	1.210	1.190	1.150	1.200	-4.17	2	9,000	10,900
National Chemical &Plastic	INCP	1.900	1.900	1.860	1.860	1.900	1.860	1.900	-2.11	5	2,002,595	3,724,931
The Light Industries	ITLI	1.240	1.240	1.220	1.220	1.260	1.230	1.260	-2.38	10	3,985,328	4,881,860
<b>Total of Industrial Sector</b>										<b>34</b>	<b>22,172,833</b>	<b>31,742,433</b>
<b>Hotels Sector</b>												
Palestine Hotel	HPAL	18.450	18.450	18.440	18.450	18.360	18.440	18.450	-0.05	6	2,498,900	46,103,505
<b>Total of Hotels Sector</b>										<b>6</b>	<b>2,498,900</b>	<b>46,103,505</b>
<b>Agricultural Sector</b>												
Iraqi for Seed Production	AISP	4.880	4.880	4.800	4.810	4.800	4.810	4.800	0.21	27	7,292,648	35,044,206
<b>Total of Agricultural Sector</b>										<b>27</b>	<b>7292648</b>	<b>35,044,206</b>
<b>Total of Undisclosed</b>										<b>76</b>	<b>34,576,130</b>	<b>116,638,162</b>
<b>Grand Total</b>										<b>1,111</b>	<b>661,945,582</b>	<b>1,240,042,213</b>

**Iraq Stock Exchange not trading companies of Wednesday 13/5/2026**

Company Names	Code	Previous Average Price	Closing Price
<b>Banks Sector</b>			
Kurdistan International Bank	BKUI	1.110	1.110
Union Bank of Iraq	BUOI	0.170	0.170
Elaf Islamic Bank	BELF	0.250	0.250
Asia Al Iraq Islamic Bank	BAIB	0.780	0.780
Cihan Bank for Islamic Investment&Finan	BCIH	2.200	2.200
<b>Service Sector</b>			
Rehab Karbalaa	HKAR	0.650	0.650
<b>Industrial Sector</b>			
Iraqi Date Processing and Marketing	IIDP	2.190	2.190
Al-Kindi of Veterinary Vaccines	IKLV	2.530	2.530
Iraqi Engineering Works	IIEW	6.350	6.350
Metallic Industries and Bicycles	IMIB	1.900	1.900
<b>Hotels Sector</b>			
Tourist Village of Mosul dam	HTVM	13.500	13.500
National for Tourist Investment	HNTI	9.000	9.000
Al-Sadeer Hotel	HSAD	22.990	22.990
<b>Agricultural Sector</b>			
Al-Ahlyia agricultural production	AAHP	2.110	2.110
Middle East for Production- Fish	AMEF	5.990	5.990
Company Names	Code	Previous Average Price	Closing Price
<b>Banks Sector</b>			
International Islamic Bank	BINT	0.200	0.200
Al-Ataa Islamic Bank	BLAD	0.100	0.100
Al-Qabidh Islamic Bank	BQAB	0.090	0.090
Erbil Investment & FinanceBank	BERI	0.110	0.110
AL- Mal Islamic Bank	BMAL	1.000	1.000
Trans Iraq Bank Investment	BTRI	0.310	0.310
International Development Bank	BIDB	1.050	1.050
Al-Mashreq Al-Arabi Islamic Bank	BAMS	0.850	0.850
Region Trade Bank	BRTB	1.010	1.010
Arab Islamic Bank	BAAI	1.000	1.000
Al-Rajih Islamic Bank	BRAJ	1.000	1.000
Al-Mustashar Islamic Bank for Investmen	BMUI	1.000	1.000
Trust International Islamic Bank	BTRU	0.750	0.750
World Islamic Bank for Investment	BWOR	1.000	1.000
Al janoob Islamic Bank	BJAB	0.940	0.940
Ameen Al-Iraq Islamic Bank	BAME	1.000	1.000
<b>Investment Sector</b>			
Al-Ameen for Financial Investment	VAMF	1.260	1.260
AL-Wiaam for Financial Investment	VWIF	0.690	0.690
<b>Industrial Sector</b>			
Baghdad for Packing Materials	IBPM	2.860	2.860
Modern chemical industries	IMCI	100.000	100.000
<b>Service Sector</b>			
Ibdaa Al-sharq Alwast General Contractir	SIBD	1.000	1.000
<b>Agricultural Sector</b>			
AL-Rebass for Poultry&feed	AREB	-	-
Company Names	Code	Previous Average Price	Closing Price
<b>Banks Sector</b>			
Al-Qurtas Islamic Bank	BQUR	1.000	1.000

Iraq Stock Exchange  
Non Iraqis' Bulletin Wednesday May 13 2026  
Regular Market



Non Iraqi Trading of Regular Market (Buy)

Company Names	Code	No.of trades	Traded Shares	Trading Volume
<b>Banks Sector</b>				
Commercial Bank of Iraq	BCOI	2	14,615,310	9,792,258
Bank Of Baghdad	BBOB	6	1,396,000	3,825,480
Iraqi Middle East Investment Bank	BIME	1	206,245	18,562
National Bank Of Iraq	BNOI	5	1,000,000	3,970,000
Al-Mansour Bank	BMNS	1	2,000,000	3,480,000
<b>Total Bank sector</b>		<b>15</b>	<b>19,217,555</b>	<b>21,086,300</b>
<b>Industry Sector</b>				
Al-Mansour Pharmaceuticals Indu	IMAP	1	50,000	123,000
<b>Total Industry sector</b>		<b>1</b>	<b>50,000</b>	<b>123,000</b>
<b>Hotel Sector</b>				
Mansour Hotel	HMAN	2	482,805	22,691,835
<b>Total Hotel Sector</b>				
<b>Telecommunication Sector</b>				
Asia cell	TASC	2	200,000	3,400,000
<b>Total Telecommunication sector</b>		<b>2</b>	<b>200,000</b>	<b>3,400,000</b>
<b>Grand Total</b>		<b>20</b>	<b>19,950,360</b>	<b>47,301,135</b>

Non Iraqi Trading of Undisclosed Platform (BUY)

Company Names	Code	No.of trades	Traded Shares	Trading Volume
<b>Industry Sector</b>				
ELectronic Industries	IELI	4	15,833,730	22,642,234
<b>Total Industry sector</b>		<b>4</b>	<b>15,833,730</b>	<b>22,642,234</b>
<b>Hotel Sector</b>				
Palestine Hotel	HPAL	1	2,378,792	43,888,712
<b>Total Hotel Sector</b>		<b>1</b>	<b>2,378,792</b>	<b>43,888,712</b>
<b>Grand Total</b>		<b>5</b>	<b>18,212,522</b>	<b>66,530,946</b>

## OTC Platform Trading Bulletin No (84)

Company Name	Code	highest price	lowest price	Average price	No.of Trades	Traded Volume	Traded Value
<b>Banks Sector</b>							
Al-Warka Bank	BWAI	0.150	0.150	0.150	13	81,921,291	12,288,194
Total Of Money Service Sector					13	81,921,291	12,288,194
<b>Total</b>					<b>13</b>	<b>81,921,291</b>	<b>12,288,194</b>

## Not Trading OTC Companies

Company Name	Code	Previous Average price
<b>Banks Sector</b>		
Hammurabi Commercial Bank	BHAM	—
Al-Sanam Islamic Bank	BSAN	3.000
<b>Industrial Sector</b>		
Kirkuk producing constructional materials	IKFP	2.800
<b>Money Service Sector</b>		
Karmal Brokerage	FKSX	10.000
Iraqi Deposit Insurance Corporation	FIDI	1.000
Rabee Securities	FRSE	9.500
Ishtar Gate for e-Paymant	FISH	1.000
Sama Baghdad Exchange	FSBE	—
<b>Insurance Sector</b>		
Shatt Al Arab Insurance	NSHA	1.000
Al Badia Insurance	NBAD	—
Kurdistan Insurance	NKUI	0.500
Elaf Insurance	NELF	—
Dilina Insurance Company	NDIL	—

Iraq Stock Exchange

Wednesday 13/5/2026



سوق العراق للاوراق المالية  
IRAQ STOCK EXCHANGE

## Not Trading Bonds Bulletin

Bond type	Publish type	Code	last trading price	immortilize date
Banaa Bonds /Million ID	Second	CB20	964,981	19/12/2025
Eamar Bonds /Million ID	First	CB30	1,001,095	—
Eamar Bonds /Million ID	Second	CB40	—	—
Eamar Bonds /500 Thousand ID	Third	CB45	—	—
Eamar Bonds /Million ID	Third	CB50	—	—
Injaz Bonds /500 Thousand ID	First	CB55	—	—
Injaz Bonds /Million ID	First	CB60	951,110	—
Injaz Bonds /500 Thousand ID	Second	CB65	507,301	—
Injaz Bonds /Million ID	Second	CB70	965,050	—
Injaz Bonds /500 Thousand ID	Third	CB75	—	—
Injaz Bonds /Million ID	Third	CB80	978,182	—
National Bonds/Million ID	First	CB90	—	—
National Bonds/500 Thousand ID	Second	CB95	—	—
National Bonds/Million ID	Second	CB100	—	—