

Iraq Stock Exchange

Bulletin No (83)



سوق العراق للاوراق المالية
IRAQ STOCK EXCHANGE

ISX Trading Indices of Tuesday 12/5/2026

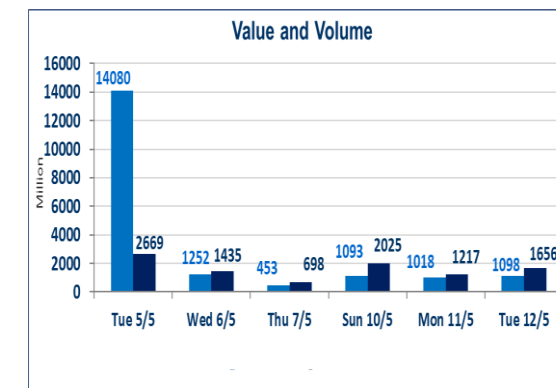
Traded Volume and OTC	1,098,813,421
-----------------------	---------------

Traded Value and OTC	1,656,099,060
----------------------	---------------

Traders	1383
---------	------

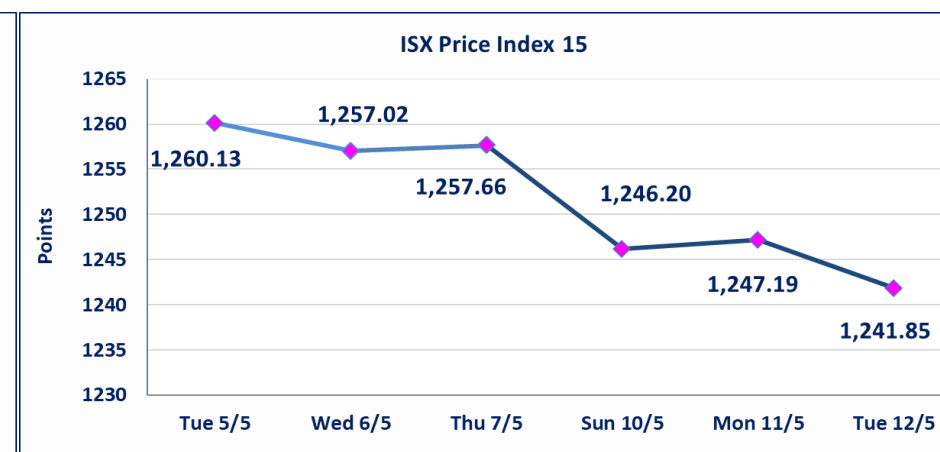
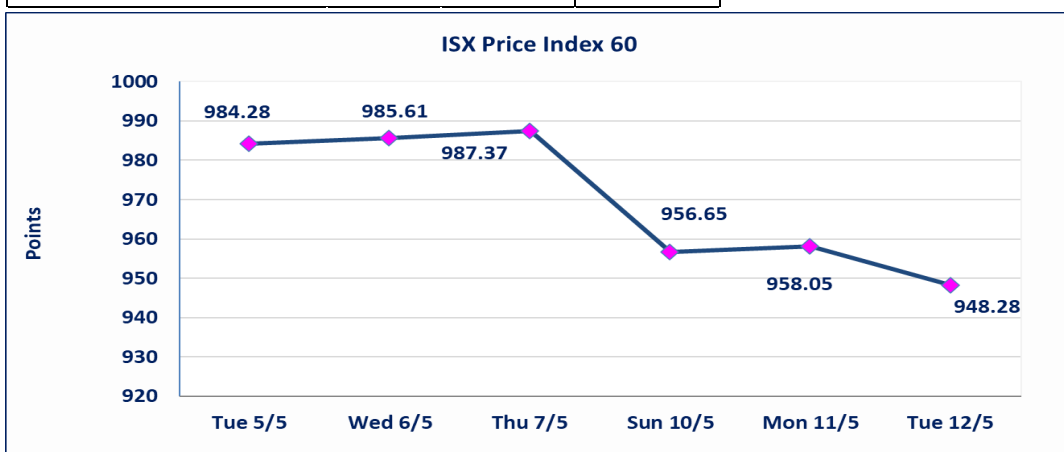
ISX Index 60	948.28
Previous ISX Index60	958.05
Change %	-1.02
Change	-9.77

ISX Index 15	1241.85
Previous ISX Index15	1247.19
Change %	-0.43
Change	-5.34



Listed Companies	104	OTC	14
Traded Listed Companies	49	OTC	1
GAM Companies	2		
Suspended Companies	8		

Non Traded listed	45	OTC	13
Higher Companies	6		
Lower Companies	22		



ISX top gaining and losing companies

Tuesday 12/5/2026

Gainers

Company Name	Closing Price	Change (%)	Traded Volume
Mosul Bank For Investment	0.150	7.14	2,100,100
Kurdistan International Bank	1.110	2.78	100,000
Ready Made Clothes	2.250	2.27	4,986,271
Babil Animal & Vegetable Product	10.000	1.11	147,792
Palestine Hotel	18.450	1.10	105,108

Losers

Company Name	Closing Price	Change (%)	Traded Volume
Sumer Commercial Bank	0.190	-5.00	198,476,821
Iraqi Date Processing and Market	2.190	-4.78	159,153
Al-Hamraa for Insurance	4.500	-4.26	5,000
Modern Construction Materials	1.200	-4.00	600,000
Ashur International Bank	0.250	-3.85	8,790,190

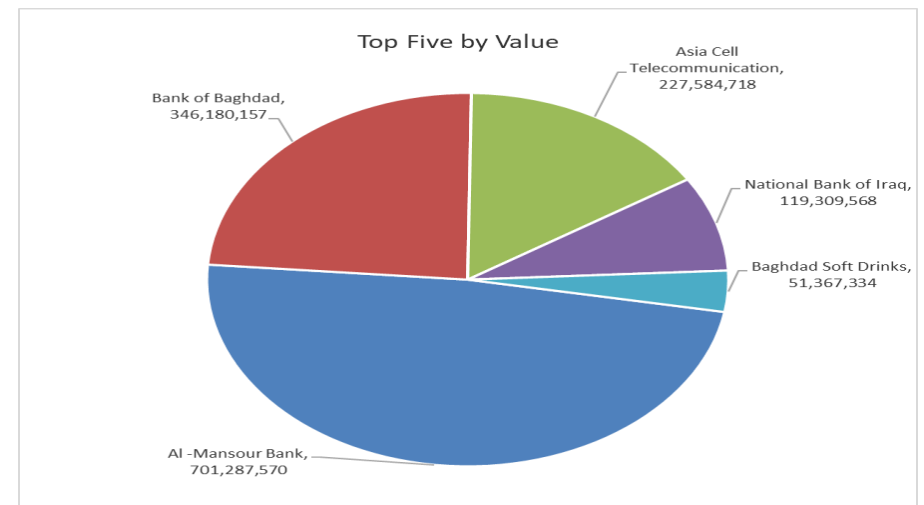
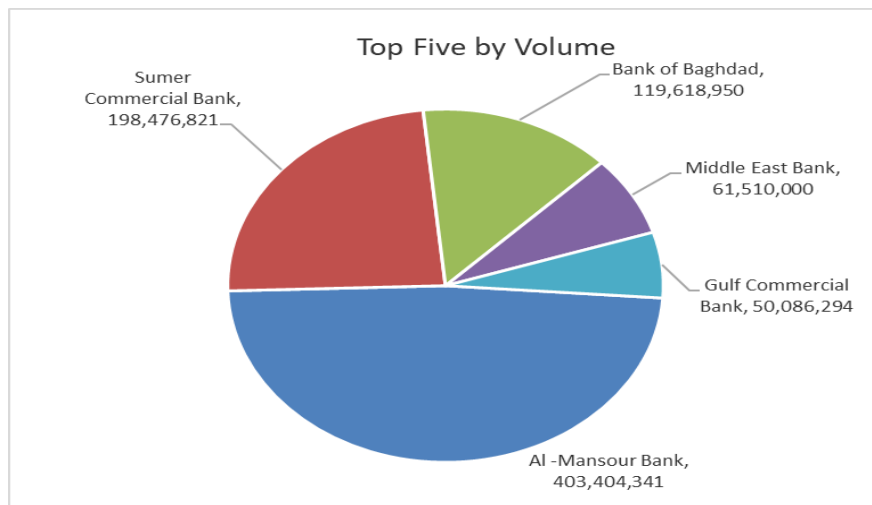
The most active companies in term of traded volume and value

Traded Volume

Company Name	Closing Price	Change (%)	Traded Volume
Al -Mansour Bank	1.730	-1.14	403,404,341
Sumer Commercial Bank	0.190	-5.00	198,476,821
Bank of Baghdad	2.850	-2.73	119,618,950
Middle East Bank	0.090	0.00	61,510,000
Gulf Commercial Bank	0.340	0.00	50,086,294

Traded Value

Company Name	Closing Price	Change (%)	Traded Value
Al -Mansour Bank	1.730	-1.14	701,287,570
Bank of Baghdad	2.850	-2.73	346,180,157
Asia Cell Telecommunication	16.950	-0.24	227,584,718
National Bank of Iraq	3.950	0.00	119,309,568
Baghdad Soft Drinks	6.180	0.00	51,367,334



Regular Market Bulletin No (83)



Company Name	Code	opening Price	highest price	lowest price	Average price	Prev Average price	Closing Price	prev closing price	change (%)	No.of Trades	Traded Volume	Traded Value
Banks Sector												
Ashur International Bank	BASH	0.260	0.260	0.250	0.250	0.250	0.250	0.260	-3.85	14	8,790,190	2,216,149
Bank of Baghdad	BBOB	2.930	2.930	2.850	2.890	2.930	2.850	2.930	-2.73	326	119,618,950	346,180,157
Commercial Islamic Bank of Iraq	BCOI	0.670	0.670	0.660	0.660	0.660	0.660	0.670	-1.49	6	15,868,942	10,473,511
Economy Bank	BEFI	0.240	0.250	0.240	0.240	0.240	0.240	0.240	0.00	14	29,278,334	7,027,300
Gulf Commercial Bank	BGUC	0.340	0.350	0.340	0.340	0.340	0.340	0.340	0.00	26	50,086,294	17,029,440
Iraqi Islamic Bank	BIIB	1.090	1.090	1.070	1.080	1.090	1.070	1.090	-1.83	26	8,377,426	9,033,184
Middle East Bank	BIME	0.090	0.090	0.090	0.090	0.090	0.090	0.090	0.00	10	61,510,000	5,535,900
Kurdistan International Bank	BKUI	1.110	1.110	1.110	1.110	1.080	1.110	1.080	2.78	1	100,000	111,000
Mosul Bank For Investment	BMFI	0.140	0.150	0.140	0.140	0.140	0.150	0.140	7.14	3	2,100,100	295,015
Al -Mansour Bank	BMNS	1.750	1.750	1.730	1.740	1.740	1.730	1.750	-1.14	193	403,404,341	701,287,570
National Bank of Iraq	BNOI	3.950	4.000	3.940	3.950	3.930	3.950	3.950	0.00	91	30,178,689	119,309,568
Sumer Commercial Bank	BSUC	0.200	0.200	0.190	0.190	0.190	0.190	0.200	-5.00	204	198,476,821	37,736,446
Al-Taif Islamic Bank	BTIB	0.650	0.650	0.650	0.650	0.650	0.650	0.650	0.00	1	30,000	19,500
United Bank	BUND	0.050	0.050	0.050	0.050	0.050	0.050	0.050	0.00	40	28,298,796	1,414,940
Total of Banks Sector										955	956,118,883	1,257,669,681
Telecommunication Sector												
Asia Cell Telecommunication	TASC	16.990	17.000	16.950	16.990	16.960	16.950	16.990	-0.24	154	13,391,275	227,584,718
Al-Khatam Telecom	TZNI	3.700	3.710	3.690	3.700	3.740	3.690	3.700	-0.27	12	349,182	1,291,973
Total of Telecommunication Sector										166	13,740,457	228,876,691
Service Sector												
Baghdad -Iraq Transportation	SBPT	22.800	22.800	22.600	22.670	22.790	22.650	22.790	-0.61	23	674,373	15,291,289
Kharkh Tour Amuzement City	SKTA	4.570	4.570	4.570	4.570	4.570	4.570	4.570	0.00	2	11,087	50,668
Mamoura Realestate	SMRI	3.210	3.210	3.200	3.200	3.210	3.200	3.210	-0.31	7	1,056,212	3,380,378
AL-Nukhba for Construction	SNUC	0.700	0.700	0.700	0.700	0.700	0.700	0.700	0.00	1	16,400	11,480
Rehab Karbalaa	HKAR	0.650	0.650	0.650	0.650	0.650	0.650	0.650	0.00	1	6,024	3,916
Total of Service Sector										34	1,764,096	18,737,730
Industrial Sector												
Baghdad Soft Drinks	IBSD	6.180	6.200	6.180	6.190	6.190	6.180	6.180	0.00	48	8,299,881	51,367,334
Iraqi Carton Manufactories	IICM	2.500	2.500	2.500	2.500	2.500	2.500	2.500	0.00	2	100,169	250,423
Iraqi Date Processing and Marke	IIDP	2.300	2.300	2.190	2.190	2.300	2.190	2.300	-4.78	2	159,153	348,734
Al -Khazer Construction Material	IKHC	1.280	1.280	1.280	1.280	1.280	1.280	1.280	0.00	2	25,000	32,000
Al-Kindi of Veterinary Vaccines	IKLV	2.530	2.530	2.530	2.530	2.550	2.530	2.540	-0.39	1	7,435	18,811
Al-Mansour Pharmaceuticals Ind	IMAP	2.440	2.440	2.430	2.440	2.440	2.440	2.440	0.00	11	1,265,254	3,086,145
Modern Sewing	IMOS	5.400	5.400	5.400	5.400	5.400	5.400	5.400	0.00	7	750,000	4,050,000
Ready Made Clothes	IRMC	2.200	2.250	2.200	2.250	2.200	2.250	2.200	2.27	15	4,986,271	11,197,638
Total of Industrial Sector										88	15,593,163	70,351,085
Hotels Sector												
Baghdad Hotel	HBAG	12.000	12.000	11.810	11.990	12.000	11.810	12.000	-1.58	11	229,004	2,744,683
Ishtar Hotels	HISH	9.370	9.370	9.370	9.370	9.370	9.370	9.370	0.00	1	5,000	46,850
Total of Hotels Sector										12	234,004	2,791,533
Agricultural Sector												
Babil Animal & Vegetable Produ	ABAP	10.000	10.000	9.890	9.950	9.840	10.000	9.890	1.11	14	147,792	1,470,109
Agricultural Products Meat	AIPM	4.670	4.670	4.670	4.670	4.700	4.670	4.700	-0.64	1	2,128	9,938
Modern for Animal Production	AMAP	0.380	0.380	0.370	0.380	0.370	0.370	0.370	0.00	2	20,000	7,500
Total of Agricultural Sector										17	169,920	1,487,547
Total Of Regular										1,272	987,620,523	1,579,914,267

Second Platform Market Bulletin No (83)



Company Name	Code	opening Price	highest price	lowest price	Average price	Prev Average price	Closing Price	prev closing price	change (%)	No.of Trades	Traded Volume	Traded Value
Banks Sector												
International Islamic Bank	BINT	0.200	0.200	0.200	0.200	0.200	0.200	0.200	0.00	3	140,655	28,131
Al-Ataa Islamic Bank	BLAD	0.100	0.100	0.100	0.100	0.100	0.100	0.100	0.00	3	54,075	5,408
Credit Bank Of Iraq	BROI	0.590	0.590	0.570	0.570	0.590	0.570	0.590	-3.39	5	3,200,000	1,827,000
Region Trade Bank	BRTB	1.010	1.010	1.010	1.010	1.010	1.010	1.010	0.00	1	40,000,000	40,400,000
Total of Banks Sector										12	43,394,730	42,260,539
Insurance Sector												
Al-Hamraa for Insurance	NHAM	4.500	4.500	4.500	4.500	4.700	4.500	4.700	-4.26	1	5,000	22,500
Total of Insurance Sector										1	5,000	22,500
Service Sector												
Al-Ameen Estate Investment	SAEI	1.700	1.700	1.700	1.700	1.700	1.700	1.700	0.00	1	414	704
Total of Industrial Sector										1	414	704
Industrial Sector												
Fallujah for construction Materi	IFCM	2.990	2.990	2.850	2.910	2.980	2.950	2.990	-1.34	32	2,822,863	8,207,993
Total of Industrial Sector										32	2,822,863	8,207,993
Hotels Sector												
Ashour Hotel	HASH	28.500	28.500	28.500	28.500	29.000	28.500	29.000	-1.72	1	9,625	274,313
Total of Hotels Sector										1	9,625	274,313
Total of Non Regular										47	46,232,632	50,766,047

Undisclosed Platform Companies Bulletin No (83)



Company Name	Code	opening Price	highest price	lowest price	Average price	Prev Average price	Closing Price	prev closing price	change (%)	No.of Trades	Traded Volume	Traded Value
Service Sector												
AL-Badia for General Trans	SBAG	1.370	1.380	1.370	1.380	1.370	1.380	1.370	0.73	4	503,273	694,499
General Transportation	SIGT	1.700	1.700	1.620	1.650	1.700	1.650	1.700	-2.94	7	182,183	300,280
Total of Industrial Sector										11	685,456	994,779
Industrial Sector												
Modern Construction Materials	IMCM	1.190	1.200	1.190	1.190	1.250	1.200	1.250	-4.00	2	600,000	715,000
National Chemical &Plastic	INCP	1.900	1.900	1.900	1.900	1.910	1.900	1.910	-0.52	2	20,463	38,880
The Light Industries	ITLI	1.260	1.260	1.260	1.260	1.250	1.260	1.260	0.00	2	31,556	39,761
Total of Industrial Sector										6	652,019	793,640
Hotels Sector												
Palestine Hotel	HPAL	18.600	18.600	18.250	18.360	18.170	18.450	18.250	1.10	9	105,108	1,929,671
Total of Hotels Sector										9	105,108	1,929,671
Agricultural Sector												
Iraqi for Seed Production	AISP	4.820	4.820	4.800	4.800	4.820	4.800	4.820	-0.41	26	2,484,837	11,935,400
Total of Agricultural Sector										26	2484837	11,935,400
Total of Undisclosed										52	3,927,420	15,653,490
Grand Total										1,371	1,037,780,575	1,646,333,804

Iraq Stock Exchange not trading companies of Tuesday 12/5/2026

Company Names	Code	Previous Average Price	Closing Price
Banks Sector			
Investment Bank of Iraq	BIBI	0.250	0.250
Union Bank of Iraq	BUOI	0.170	0.170
National Islamic Bank	BNAI	1.000	1.000
Elaf Islamic Bank	BELF	0.250	0.250
Asia Al Iraq Islamic Bank	BAIB	0.780	0.780
Cihan Bank for Islamic Investment&Finan	BCIH	2.200	2.200
Insurance Sector			
Al-Ameen for Insurance	NAME	0.900	0.900
Dar Al-Salam for Insurance	NDSA	0.750	0.750
Gulf Insurance	NGIR	0.430	0.430
Service Sector			
Al-Mosul for funfairs	SMOF	7.460	7.460
Industrial Sector			
Iraqi Engineering Works	IIEW	6.350	6.350
Metallic Industries and Bicycles	IMIB	1.900	1.900
Hotels Sector			
Tourist Village of Mosul dam	HTVM	13.500	13.500
National for Tourist Investment	HNTI	9.000	9.000
Babylon Hotel	HBAY	102.000	102.000
Al-Sadeer Hotel	HSAD	22.990	22.990
Mansour Hotel	HMAN	47.600	47.600
Agricultural Sector			
Iraqi Agricultural Products	AIRP	10.000	10.000
Al-Ahlyia agricultural production	AAHP	2.110	2.110
Middle East for Production- Fish	AMEF	5.990	5.990
Company Names	Code	Previous Average Price	Closing Price
Banks Sector			
Al-Qabidh Islamic Bank	BQAB	0.090	0.090
Erbil Investment & FinanceBank	BERI	0.110	0.110
AL- Mal Islamic Bank	BMAL	1.000	1.000
Trans Iraq Bank Investment	BTRI	0.310	0.310
International Development Bank	BIDB	1.050	1.050
Al-Mashreq Al-Arabi Islamic Bank	BAMS	0.850	0.850
Iraq Noor Islamic Bank for Investment	BINI	0.250	0.250
Arab Islamic Bank	BAAI	1.000	1.000
Al-Rajih Islamic Bank	BRAJ	1.000	1.000
Al-Mustashar Islamic Bank for Investmen	BMUI	1.000	1.000
Trust International Islamic Bank	BTRU	0.750	0.750
World Islamic Bank for Investment	BWOR	1.000	1.000
Al janoob Islamic Bank	BJAB	0.940	0.940
Ameen Al-Iraq Islamic Bank	BAME	1.000	1.000
Investment Sector			
Al-Ameen for Financial Investment	VAMF	1.260	1.260
AL-Wiaam for Financial Investment	VWIF	0.690	0.690
Insurance Sector			
Alahliya For Insurance	NAHF	0.850	0.850
Industrial Sector			
National Furniture Industries	IHFI	0.870	0.870
Baghdad for Packing Materials	IBPM	2.860	2.860
Modern chemical industries	IMCI	100.000	100.000
Service Sector			
Ibdaa Al-sharq Alwast General Contractin	SIBD	1.000	1.000
Agricultural Sector			
AL-Rebass for Poultry&feed	AREB	-	-
Company Names	Code	Previous Average Price	Closing Price
Banks Sector			
Al-Qurtas Islamic Bank	BQUR	1.000	1.000
Industrial Sector			
Electronic Industry	IELI	1.440	1.440
Al-Hilal Industries	IHLI	1.350	1.350

Iraq Stock Exchange
Non Iraqis' Bulletin Tuesday May 12 2026
Regular Market



Non Iraqi Trading of Regular Market (Buy)

Company Names	Code	No.of trades	Traded Shares	Trading Volume
Banks Sector				
National Bank Of Iraq	BNOI	20	10,250,000	40,487,500
Total Bank sector		20	10,250,000	40,487,500
Grand Total		20	10,250,000	40,487,500

Non Iraqi Trading of Regular Market (Sell)

Company Names	Code	No.of trades	Traded Shares	Trading Volume
Banks Sector				
National Bank Of Iraq	BNOI	44	25,020,000	98,840,035
Sumer Commerical Bank	BSUC	1	600,000	114,000
Al-Mansour Bank	BMNS	88	245,098,334	424,495,134
Total Bank sector		133	270,718,334	523,449,169
Grand Total		133	270,718,334	523,449,169

Non Iraqi Trading of Second Market (Sell)

Company Names	Code	No.of trades	Traded Shares	Trading Volume
Industry sector				
Fallujah for Construction Material	IFCM	1	133,919	381,669
Total Industry sector		1	133,919	381,669
Grand Total		1	133,919	381,669

OTC Platform Trading Bulletin No (83)

Company Name	Code	highest price	lowest price	Average price	No.of Trades	Traded Volume	Traded Value
Banks Sector							
Al-Warka Bank	BWAI	0.160	0.160	0.160	12	61,032,846	9,765,255
Total Of Money Service Sector					12	61,032,846	9,765,255
Total					12	61,032,846	9,765,255

Not Trading OTC Companies

Company Name	Code	Previous Average price
Banks Sector		
Hammurabi Commercial Bank	BHAM	—
Al-Sanam Islamic Bank	BSAN	3.000
Industrial Sector		
Kirkuk producing constructional materials	IKFP	2.800
Money Service Sector		
Karmal Brokerage	FKSX	10.000
Iraqi Deposit Insurance Corporation	FIDI	1.000
Rabee Securities	FRSE	9.500
Ishtar Gate for e-Paymant	FISH	1.000
Sama Baghdad Exchange	FSBE	—
Insurance Sector		
Shatt Al Arab Insurance	NSHA	1.000
Al Badia Insurance	NBAD	—
Kurdistan Insurance	NKUI	0.500
Elaf Insurance	NELF	—
Dilina Insurance Company	NDIL	—

Iraq Stock Exchange

Tuesday 12/5/2026



سوق العراق للاوراق المالية
IRAQ STOCK EXCHANGE

Not Trading Bonds Bulletin

Bond type	Publish type	Code	last trading price	immortilize date
Banaa Bonds /Million ID	Second	CB20	964,981	19/12/2025
Eamar Bonds /Million ID	First	CB30	1,001,095	—
Eamar Bonds /Million ID	Second	CB40	—	—
Eamar Bonds /500 Thousand ID	Third	CB45	—	—
Eamar Bonds /Million ID	Third	CB50	—	—
Injaz Bonds /500 Thousand ID	First	CB55	—	—
Injaz Bonds /Million ID	First	CB60	951,110	—
Injaz Bonds /500 Thousand ID	Second	CB65	507,301	—
Injaz Bonds /Million ID	Second	CB70	965,050	—
Injaz Bonds /500 Thousand ID	Third	CB75	—	—
Injaz Bonds /Million ID	Third	CB80	978,182	—
National Bonds/Million ID	First	CB90	—	—
National Bonds/500 Thousand ID	Second	CB95	—	—
National Bonds/Million ID	Second	CB100	—	—