

Iraq Stock Exchange

Bulletin No (101)



سوق العراق للاوراق المالية
IRAQ STOCK EXCHANGE

ISX Trading Indices of Thursday 11/6/2026

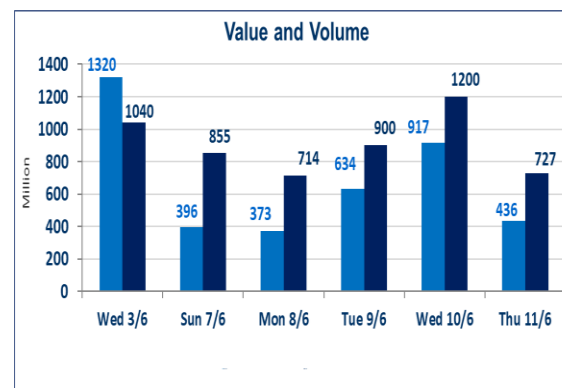
Traded Volume and OTC	436,781,177
-----------------------	-------------

Traded Value and OTC	727,158,452
----------------------	-------------

Traders	978
---------	-----

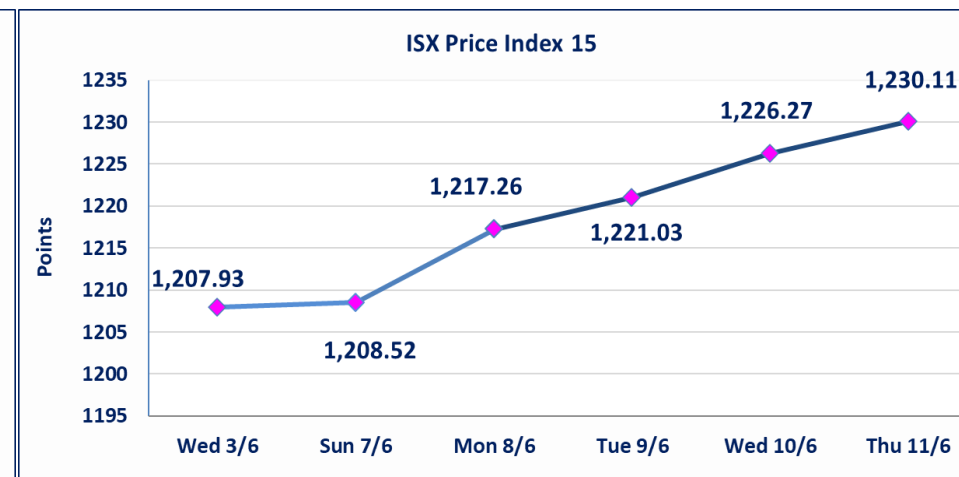
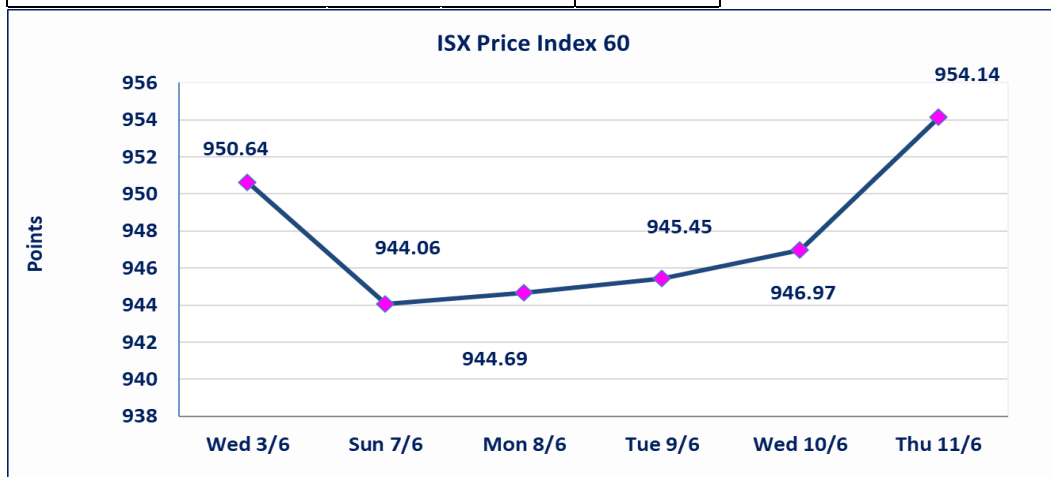
ISX Index 60	954.14
Previous ISX Index60	946.97
Change %	0.76
Change	7.17

ISX Index 15	1230.11
Previous ISX Index15	1226.27
Change %	0.31
Change	3.84



Listed Companies	103	OTC	14
Traded Listed Companies	43	OTC	1
GAM Companies	9		
Suspended Companies	11		

Non Traded listed	40	OTC	13
Higher Companies	18		
Lower Companies	6		



ISX top gaining and losing companies

Thursday 11/6/2026

Gainers

Company Name	Closing Price	Change (%)	Traded Volume
Electronic Industry	1.600	15.11	3,443,626
Al-Hamraa for Insurance	5.350	8.08	5,303
Al-Taif Islamic Bank	0.750	5.63	565,397
Sumer Commercial Bank	0.200	5.26	154,998,867
AL-Badia for General Trans	1.400	5.26	310,264

Losers

Company Name	Closing Price	Change (%)	Traded Volume
Baghdad Hotel	13.050	-10.00	1,162,760
Babil Animal & Vegetable Product	9.700	-3.00	16,961
Gulf Commercial Bank	0.350	-2.78	16,504,700
Al-Mosul for funfairs	7.000	-2.78	10,000
Iraqi for Seed Production	6.750	-1.32	14,296,228

The most active companies in term of traded volume and value

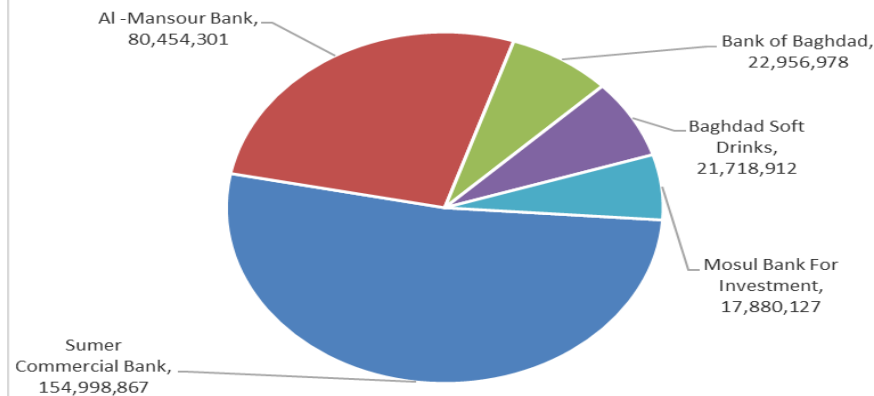
Traded Volume

Company Name	Closing Price	Change (%)	Traded Volume
Sumer Commercial Bank	0.200	5.26	154,998,867
Al -Mansour Bank	1.730	0.00	80,454,301
Bank of Baghdad	2.610	0.38	22,956,978
Baghdad Soft Drinks	6.330	2.76	21,718,912
Mosul Bank For Investment	0.130	0.00	17,880,127

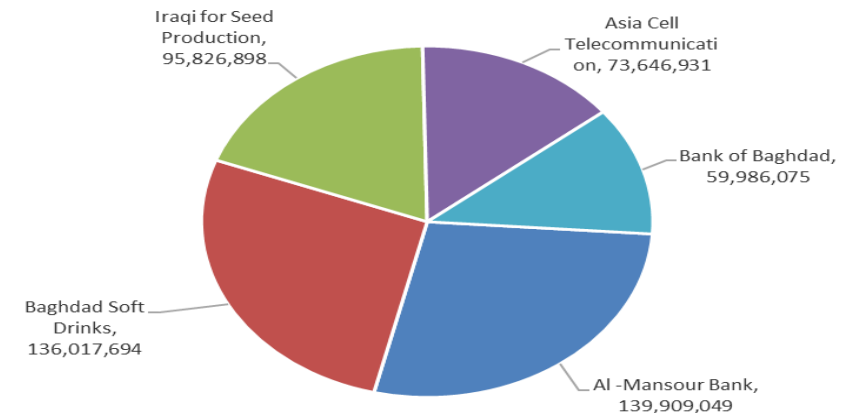
Traded Value

Company Name	Closing Price	Change (%)	Traded Value
Al -Mansour Bank	1.730	0.00	139,909,049
Baghdad Soft Drinks	6.330	2.76	136,017,694
Iraqi for Seed Production	6.750	-1.32	95,826,898
Asia Cell Telecommunication	16.400	0.31	73,646,931
Bank of Baghdad	2.610	0.38	59,986,075

Top Five by Volume



Top Five by Value



Regular Market Bulletin No (101)



Company Name	Code	opening Price	highest price	lowest price	Average price	Prev Average price	Closing Price	prev closing price	change (%)	No.of Trades	Traded Volume	Traded Value
Banks Sector												
Ashur International Bank	BASH	0.260	0.260	0.260	0.260	0.250	0.260	0.250	4.00	9	7,000,138	1,820,036
Bank of Baghdad	BBOB	2.600	2.620	2.600	2.610	2.600	2.610	2.600	0.38	63	22,956,978	59,986,075
Commercial Islamic Bank of Iraq	BCOI	0.660	0.660	0.660	0.660	0.660	0.660	0.660	0.00	8	3,907,455	2,578,920
Economy Bank	BEFI	0.230	0.230	0.220	0.230	0.230	0.230	0.230	0.00	9	13,022,591	2,985,196
Gulf Commercial Bank	BGUC	0.360	0.360	0.350	0.350	0.360	0.350	0.360	-2.78	5	16,504,700	5,776,672
Iraqi Islamic Bank	BIIB	1.060	1.060	1.060	1.060	1.050	1.060	1.050	0.95	3	27,168	28,798
Middle East Bank	BIME	0.080	0.080	0.080	0.080	0.080	0.080	0.080	0.00	2	15,000,000	1,200,000
Kurdistan International Bank	BKUI	1.200	1.200	1.200	1.200	1.200	1.200	1.200	0.00	1	100,000	120,000
Mosul Bank For Investment	BMFI	0.130	0.130	0.130	0.130	0.130	0.130	0.130	0.00	5	17,880,127	2,324,417
Al -Mansour Bank	BMNS	1.730	1.750	1.730	1.740	1.730	1.730	1.730	0.00	57	80,454,301	139,909,049
National Bank of Iraq	BNOI	4.000	4.040	3.990	4.010	4.000	4.000	4.000	0.00	68	11,752,936	47,130,280
Sumer Commercial Bank	BSUC	0.190	0.200	0.190	0.190	0.190	0.200	0.190	5.26	55	154,998,867	29,474,785
Al-Taif Islamic Bank	BTIB	0.740	0.760	0.740	0.750	0.650	0.750	0.710	5.63	4	565,397	424,048
United Bank	BUND	0.050	0.050	0.050	0.050	0.050	0.050	0.050	0.00	42	15,589,370	779,469
Total of Banks Sector										331	359,760,028	294,537,744
Telecommunication Sector												
Asia Cell Telecommunication	TASC	16.350	16.420	16.350	16.380	16.270	16.400	16.350	0.31	85	4,496,050	73,646,931
Al-Khatam Telecom	TZNI	4.870	4.870	4.550	4.560	4.500	4.550	4.550	0.00	15	572,310	2,607,756
Total of Telecommunication Sector										100	5,068,360	76,254,687
Insurance Sector												
Al-Ameen for Insurance	NAME	0.900	0.900	0.810	0.830	0.900	0.900	0.900	0.00	3	388,358	322,522
Total of Insurance Sector										3	388,358	322,522
Service Sector												
Baghdad -Iraq Transportation	SBPT	22.330	22.590	22.330	22.340	22.330	22.590	22.330	1.16	4	22,459	501,769
Kharkh Tour Amuzement City	SKTA	4.550	4.550	4.550	4.550	4.600	4.550	4.600	-1.09	2	8,461	38,498
Al-Mosul for funfairs	SMOF	7.000	7.000	7.000	7.000	7.200	7.000	7.200	-2.78	2	10,000	70,000
Mamoura Realestate	SMRI	3.360	3.950	3.360	3.580	3.270	3.500	3.350	4.48	86	11,916,201	42,614,264
Total of Service Sector										94	11,957,121	43,224,531
Industrial Sector												
Baghdad Soft Drinks	IBSD	6.160	6.350	6.160	6.260	6.140	6.330	6.160	2.76	133	21,718,912	136,017,694
Iraqi For Tufted Carpets	IITC	19.990	19.990	19.990	19.990	19.990	19.990	19.990	0.00	1	1,000,000	19,990,000
Al-Kindi of Veterinary Vaccines	IKLV	2.640	2.650	2.630	2.640	2.630	2.650	2.630	0.76	7	1,040,000	2,748,100
Al-Mansour Pharmaceuticals Ind	IMAP	2.470	2.530	2.470	2.500	2.480	2.530	2.500	1.20	50	8,101,540	20,290,152
Total of Industrial Sector										191	31,860,452	179,045,946
Hotels Sector												
Baghdad Hotel	HBAG	14.500	14.500	13.050	13.070	13.730	13.050	14.500	-10.00	29	1,162,760	15,195,178
Mansour Hotel	HMAN	66.000	66.000	65.000	65.920	65.000	65.000	65.000	0.00	6	27,100	1,786,500
Total of Hotels Sector										35	1,189,860	16,981,678
Agricultural Sector												
Al-Ahlyia agricultural production	AAHP	2.110	2.110	2.110	2.110	2.110	2.110	2.110	0.00	1	9,940	20,973
Babil Animal & Vegetable Produ	ABAP	9.700	9.950	9.700	9.880	10.000	9.700	10.000	-3.00	4	16,961	167,622
Agricultural Products Meat	AIPM	4.700	4.700	4.700	4.700	4.700	4.700	4.700	0.00	8	319,120	1,499,864
Modern for Animal Production	AMAP	0.360	0.360	0.360	0.360	0.360	0.360	0.360	0.00	1	3,000	1,080
Total of Agricultural Sector										14	349,021	1,689,539
Total Of Regular										768	410,573,200	612,056,647

Second Platform Market Bulletin No (101)



Company Name	Code	opening Price	highest price	lowest price	Average price	Prev Average price	Closing Price	prev closing price	change (%)	No.of Trades	Traded Volume	Traded Value
Banks Sector												
Credit Bank Of Iraq	BROI	0.560	0.560	0.560	0.560	0.560	0.560	0.560	0.00	5	2,250,000	1,260,000
Total of Banks Sector										5	2,250,000	1,260,000
Insurance Sector												
Al-Hamraa for Insurance	NHAM	4.950	5.350	4.950	5.330	5.090	5.350	4.950	8.08	3	5,303	28,250
Total of Insurance Sector										3	5,303	28,250
Service Sector												
Al-Ameen Estate Investment	SAEI	1.670	1.680	1.670	1.680	1.670	1.680	1.670	0.60	5	291,162	489,134
Total of Industrial Sector										5	291,162	489,134
Industrial Sector												
Fallujah for construction Materi	IFCM	2.930	2.970	2.920	2.950	2.920	2.970	2.930	1.37	11	2,007,852	5,931,929
Total of Industrial Sector										11	2,007,852	5,931,929
Total of Non Regular										24	4,554,317	7,709,313

Undisclosed Platform Companies Bulletin No (101)



Company Name	Code	opening Price	highest price	lowest price	Average price	Prev Average price	Closing Price	prev closing price	change (%)	No.of Trades	Traded Volume	Traded Value
Service Sector												
AL-Badia for General Trans	SBAG	1.380	1.400	1.380	1.380	1.340	1.400	1.330	5.26	2	310,264	428,204
General Transportation	SIGT	1.500	1.500	1.500	1.500	1.500	1.500	1.500	0.00	2	6,667	10,001
Total of Industrial Sector										4	316,931	438,205
Industrial Sector												
Electronic Industry	IELI	1.450	1.600	1.450	1.450	1.390	1.600	1.390	15.11	10	3,443,626	5,009,794
Al-Hilal Industries	IHLI	1.420	1.420	1.420	1.420	1.360	1.420	1.360	4.41	1	10,511	14,926
National Chemical &Plastic	INCP	1.800	1.800	1.800	1.800	1.810	1.800	1.800	0.00	4	173,622	312,520
The Light Industries	ITLI	1.190	1.200	1.190	1.190	1.200	1.200	1.200	0.00	8	3,250,742	3,883,360
Total of Industrial Sector										23	6,878,501	9,220,599
Hotels Sector												
Palestine Hotel	HPAL	18.780	18.780	18.510	18.610	18.580	18.510	18.500	0.05	7	102,000	1,897,790
Total of Hotels Sector										7	102,000	1,897,790
Agricultural Sector												
Iraqi for Seed Production	AISP	6.800	6.810	6.560	6.700	6.880	6.750	6.840	-1.32	151	14,296,228	95,826,898
Total of Agricultural Sector										151	14296228	95,826,898
Total of Undisclosed										185	21,593,660	107,383,493
Grand Total										977	436,721,177	727,149,452

Iraq Stock Exchange not trading companies of Thursday 11/6/2026

Company Names	Code	Previous Average Price	Closing Price
Banks Sector			
Investment Bank of Iraq	BIBI	0.250	0.250
Elaf Islamic Bank	BELF	0.240	0.240
National Islamic Bank	BNAI	1.100	1.100
Union Bank of Iraq	BUOI	0.160	0.160
Asia Al Iraq Islamic Bank	BAIB	0.950	0.950
Cihan Bank for Islamic Investment&Finan	BCIH	2.200	2.200
Insurance Sector			
Gulf Insurance	NGIR	0.450	0.450
Dar Al-Salam for Insurance	NDSA	0.780	0.780
Service Sector			
Rehab Karbalaa	HKAR	0.580	0.580
AL-Nukhba for Construction	SNUC	0.710	0.710
Industrial Sector			
Modern Sewing	IMOS	5.370	5.400
Al -Khazer Construction Materials	IKHC	1.170	1.170
Iraqi Engineering Works	IIEW	5.670	5.600
Metallic Industries and Bicycles	IMIB	1.910	1.910
Ready Made Clothes	IRMC	2.300	2.300
Hotels Sector			
Babylon Hotel	HBAY	102.010	102.010
Agricultural Sector			
Middle East for Production- Fish	AMEF	5.990	5.990
Iraqi Agricultural Products	AIRP	9.000	9.000
Company Names	Code	Previous Average Price	Closing Price
Banks Sector			
Al-Ataa Islamic Bank	BLAD	0.100	0.100
International Islamic Bank	BINT	0.200	0.200
International Development Bank	BIDB	1.050	1.050
Al-Qabidh Islamic Bank	BQAB	0.090	0.090
AL- Mal Islamic Bank	BMAL	1.000	1.000
Region Trade Bank	BRTB	1.010	1.010
Al-Mashreq Al-Arabi Islamic Bank	BAMS	0.850	0.850
Arab Islamic Bank	BAAI	1.000	1.000
Al-Rajih Islamic Bank	BRAJ	1.000	1.000
Al-Mustashar Islamic Bank for Investmen	BMUI	1.000	1.000
Trust International Islamic Bank	BTRU	0.750	0.750
World Islamic Bank for Investment	BWOR	1.000	1.000
Al janoob Islamic Bank	BJAB	0.940	0.940
Ameen Al-Iraq Islamic Bank	BAME	1.000	1.000
Erbil Investment & FinanceBank	BERI	0.110	0.110
Insurance Sector			
Alahliya For Insurance	NAHF	0.820	0.820
Investment Sector			
Al-Ameen for Financial Investment	VAMF	0.690	0.690
AL-Wiaam for Financial Investment	VWIF	1.260	1.260
Industrial Sector			
National Furniture Industries	IHFI	1.000	1.000
Baghdad for Packing Materials	IBPM	2.860	2.860
Hotels Sector			
Company Names	Code	Previous Average Price	Closing Price
Banks Sector			
Al-Qurtas Islamic Bank	BQUR	1.000	1.000
Industrial Sector			
Modern Construction Materials	IMCM	1.150	1.150

Iraq Stock Exchange
Non Iraqis' Bulletin Thursday Jun 11 2026
Regular Market



Non Iraqi Trading of Regular Market (Sell)

Company Names	Code	No.of trades	Traded Shares	Trading Volume
Banks Sector				
Bank Of Baghdad	BBOB	1	10,000	26,100
National Bank Of Iraq	BNOI	8	3,634,889	14,540,954
Al-Mansour Bank	BMNS	1	275,000	475,750
Total Bank sector		10	3,919,889	15,042,804
Industry Sector				
Baghdad Soft Drinks	IBSD	1	50,000	310,000
Total Industry sector		1	50,000	310,000
Grand Total		11	3,969,889	15,352,804

Non Iraqi Trading of Second Market (Sell)

Company Names	Code	No.of trades	Traded Shares	Trading Volume
Banks Sector				
Credit Bank Of Iraq	BROI	1	250,000	140,000
Total Bank sector		1	250,000	140,000
Grand Total		1	250,000	140,000

OTC Platform Trading Bulletin No (101)

Company Name	Code	highest price	lowest price	Average price	No.of Trades	Traded Volume	Traded Value
Banks Sector							
Al-Warka Bank	BWAI	0.150	0.150	0.150	1	60,000	9,000
Total Of Money Service Sector					1	60,000	9,000
Total					1	60,000	9,000

Not Trading OTC Companies

Company Name	Code	Previous Average price
Banks Sector		
Hammurabi Commercial Bank	BHAM	—
Al-Sanam Islamic Bank	BSAN	3.000
Industrial Sector		
Kirkuk producing constructional materials	IKFP	2.800
Money Service Sector		
Rabee Securities	FRSE	9.050
Karmal Brokerage	FKSX	10.000
Iraqi Deposit Insurance Corporation	FIDI	1.000
Ishtar Gate for e-Paymant	FISH	1.000
Sama Baghdad Exchange	FSBE	—
Insurance Sector		
Shatt Al Arab Insurance	NSHA	1.000
Al Badia Insurance	NBAD	—
Kurdistan Insurance	NKUI	0.500
Elaf Insurance	NELF	—
Dilina Insurance Company	NDIL	—

Iraq Stock Exchange

Thursday 11/6/2026



سوق العراق للاوراق المالية
IRAQ STOCK EXCHANGE

Not Trading Bonds Bulletin

Bond type	Publish type	Code	last trading price	immortilize date
Banaa Bonds /Million ID	Second	CB20	964,981	19/12/2025
Eamar Bonds /Million ID	First	CB30	1,001,095	—
Eamar Bonds /Million ID	Second	CB40	—	—
Eamar Bonds /500 Thousand ID	Third	CB45	—	—
Eamar Bonds /Million ID	Third	CB50	—	—
Injaz Bonds /500 Thousand ID	First	CB55	—	—
Injaz Bonds /Million ID	First	CB60	951,110	—
Injaz Bonds /500 Thousand ID	Second	CB65	511,000	—
Injaz Bonds /Million ID	Second	CB70	965,050	—
Injaz Bonds /500 Thousand ID	Third	CB75	—	—
Injaz Bonds /Million ID	Third	CB80	978,182	—
National Bonds/Million ID	First	CB90	—	—
National Bonds/500 Thousand ID	Second	CB95	—	—
National Bonds/Million ID	Second	CB100	—	—