

Iraq Stock Exchange

Bulletin No (82)



سوق العراق للاوراق المالية
IRAQ STOCK EXCHANGE

ISX Trading Indices of Monday 11/5/2026

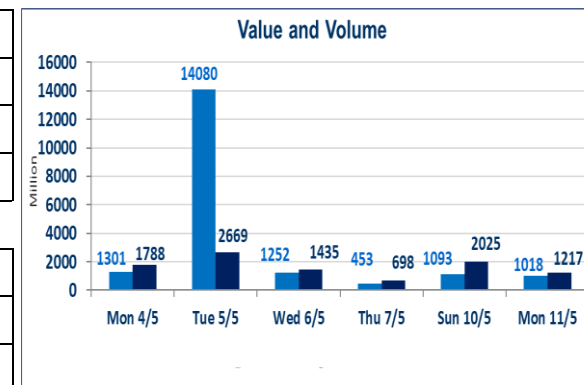
Traded Volume and OTC	1,018,819,295
-----------------------	---------------

Traded Value and OTC	1,217,219,184
----------------------	---------------

Traders	1182
---------	------

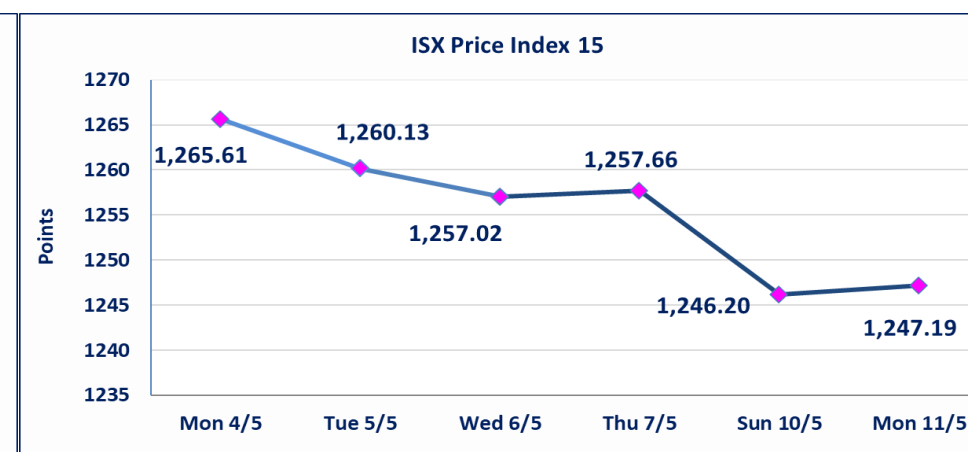
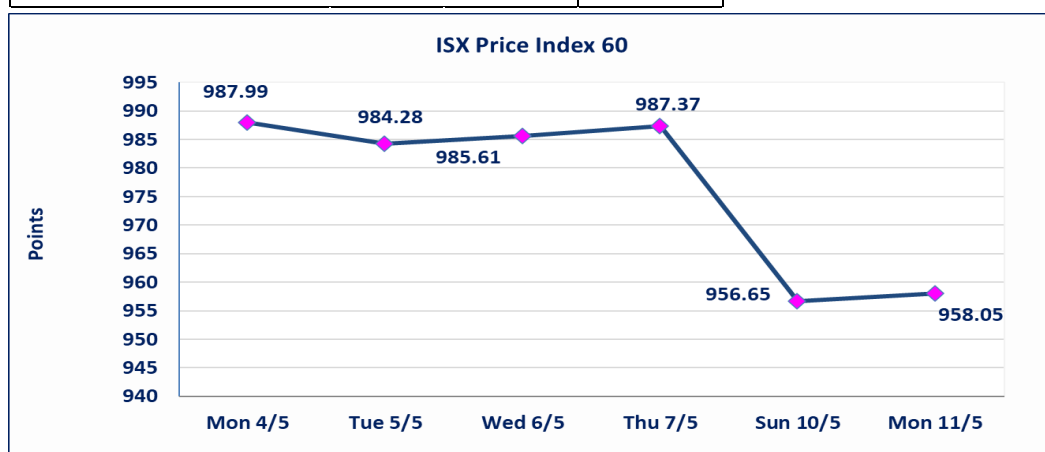
ISX Index 60	958.05
Previous ISX Index60	956.65
Change %	0.15
Change	1.40

ISX Index 15	1247.19
Previous ISX Index15	1246.20
Change %	0.08
Change	0.99



Listed Companies	104	OTC	14
Traded Listed Companies	44	OTC	1
GAM Companies	3		
Suspended Companies	8		

Non Traded listed	49	OTC	13
Higher Companies	13		
Lower Companies	8		



ISX top gaining and losing companies

Monday 11/5/2026

Gainers

Company Name	Closing Price	Change (%)	Traded Volume
AL-Badia for General Trans	1.370	4.58	2,286,491
Economy Bank	0.240	4.35	44,266,416
Babil Animal & Vegetable Produc	9.890	4.11	1,524
Ashur International Bank	0.260	4.00	11,285,210
Fallujah for construction Materia	2.990	3.46	8,683,256

Losers

Company Name	Closing Price	Change (%)	Traded Volume
Modern Construction Materials	1.250	-3.85	326,296
Al-Khatam Telecom	3.700	-2.63	349,887
Palestine Hotel	18.250	-1.62	1,805,819
Electronic Industry	1.440	-0.69	270,000
Bank of Baghdad	2.930	-0.34	45,129,705

The most active companies in term of traded volume and value

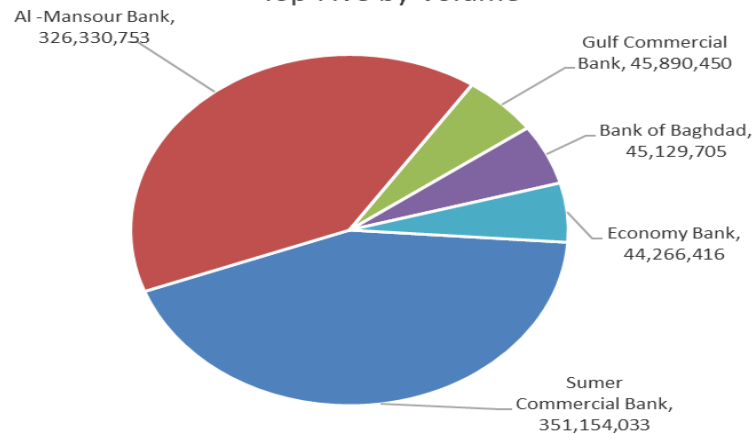
Traded Volume

Company Name	Closing Price	Change (%)	Traded Volume
Sumer Commercial Bank	0.200	0.00	351,154,033
Al -Mansour Bank	1.750	0.57	326,330,753
Gulf Commercial Bank	0.340	0.00	45,890,450
Bank of Baghdad	2.930	-0.34	45,129,705
Economy Bank	0.240	4.35	44,266,416

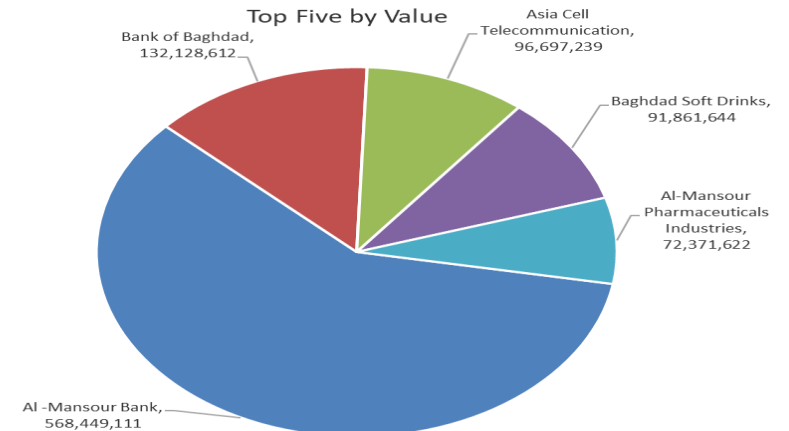
Traded Value

Company Name	Closing Price	Change (%)	Traded Value
Al -Mansour Bank	1.750	0.57	568,449,111
Bank of Baghdad	2.930	-0.34	132,128,612
Asia Cell Telecommunication	16.990	0.24	96,697,239
Baghdad Soft Drinks	6.180	-0.32	91,861,644
Al-Mansour Pharmaceuticals Indu	2.440	1.24	72,371,622

Top Five by Volume



Top Five by Value



Regular Market Bulletin No (82)



Company Name	Code	opening Price	highest price	lowest price	Average price	Prev Average price	Closing Price	prev closing price	change (%)	No.of Trades	Traded Volume	Traded Value
Banks Sector												
Ashur International Bank	BASH	0.250	0.260	0.250	0.250	0.250	0.260	0.250	4.00	7	11,285,210	2,821,403
Bank of Baghdad	BBOB	2.940	2.950	2.910	2.930	2.910	2.930	2.940	-0.34	198	45,129,705	132,128,612
Commercial Islamic Bank of Iraq	BCOI	0.660	0.670	0.660	0.660	0.660	0.670	0.660	1.52	4	8,857,418	5,865,970
Economy Bank	BEFI	0.240	0.240	0.240	0.240	0.230	0.240	0.230	4.35	13	44,266,416	10,623,940
Gulf Commercial Bank	BGUC	0.340	0.340	0.340	0.340	0.340	0.340	0.340	0.00	26	45,890,450	15,602,753
Investment Bank of Iraq	BIBI	0.260	0.260	0.250	0.250	0.250	0.250	0.250	0.00	11	38,195,377	9,549,194
Iraqi Islamic Bank	BIIB	1.070	1.120	1.070	1.090	1.070	1.090	1.070	1.87	47	23,852,309	26,025,794
Middle East Bank	BIME	0.090	0.090	0.090	0.090	0.090	0.090	0.090	0.00	4	10,979,828	988,185
Mosul Bank For Investment	BMFI	0.140	0.140	0.140	0.140	0.140	0.140	0.140	0.00	6	26,600,000	3,724,000
Al -Mansour Bank	BMNS	1.740	1.760	1.740	1.740	1.750	1.750	1.740	0.57	171	326,330,753	568,449,111
National Bank of Iraq	BNOI	3.940	3.950	3.910	3.930	3.900	3.950	3.940	0.25	59	2,620,156	10,290,996
Sumer Commercial Bank	BSUC	0.190	0.200	0.190	0.190	0.190	0.200	0.200	0.00	121	351,154,033	66,724,266
Al-Taif Islamic Bank	BTIB	0.650	0.650	0.650	0.650	0.650	0.650	0.650	0.00	1	20,339	13,220
United Bank	BUND	0.050	0.050	0.050	0.050	0.050	0.050	0.050	0.00	4	5,084,034	254,202
Total of Banks Sector										672	940,266,028	853,061,646
Telecommunication Sector												
Asia Cell Telecommunication	TASC	16.950	17.000	16.940	16.960	17.000	16.990	16.950	0.24	109	5,702,142	96,697,239
Al-Khatam Telecom	TZNI	3.800	3.800	3.700	3.740	3.800	3.700	3.800	-2.63	10	349,887	1,308,007
Total of Telecommunication Sector										119	6,052,029	98,005,245
Insurance Sector												
Al-Ameen for Insurance	NAME	0.900	0.900	0.900	0.900	0.900	0.900	0.900	0.00	4	250,100	225,090
Total of Insurance Sector										4	250,100	225,090
Service Sector												
Baghdad -Iraq Transportation	SBPT	23.300	23.940	22.700	22.790	22.750	22.790	22.800	-0.04	14	324,431	7,394,104
Al-Mosul for funfairs	SMOF	7.460	7.460	7.460	7.460	7.130	7.460	7.460	0.00	2	2,002,000	14,934,920
Mamoura Realestate	SMRI	3.230	3.230	3.210	3.210	3.220	3.210	3.210	0.00	5	866,583	2,783,731
Total of Service Sector										21	3,193,014	25,112,756
Industrial Sector												
Baghdad Soft Drinks	IBSD	6.200	6.200	6.180	6.190	6.190	6.180	6.200	-0.32	93	14,840,119	91,861,644
Al -Khazer Construction Material	IKHC	1.280	1.280	1.280	1.280	1.250	1.280	1.280	0.00	1	18,000	23,040
Al-Kindi of Veterinary Vaccines	IKLV	2.540	2.550	2.540	2.550	2.570	2.540	2.530	0.40	4	344,554	877,067
Al-Mansour Pharmaceuticals Ind	IMAP	2.430	2.450	2.430	2.440	2.420	2.440	2.410	1.24	110	29,670,341	72,371,622
Modern Sewing	IMOS	5.400	5.400	5.400	5.400	5.370	5.400	5.360	0.75	3	54,142	292,367
Total of Industrial Sector										211	44,927,156	165,425,741
Hotels Sector												
Baghdad Hotel	HBAG	12.000	12.000	12.000	12.000	12.000	12.000	12.000	0.00	4	133,695	1,604,340
Ishtar Hotels	HISH	9.370	9.370	9.370	9.370	9.400	9.370	9.370	0.00	4	12,322	115,457
Tourist Village of Mosul dam	HTVM	13.500	13.500	13.500	13.500	13.500	13.500	13.500	0.00	1	20,837	281,300
Total of Hotels Sector										9	166,854	2,001,097
Agricultural Sector												
Babil Animal & Vegetable Produ	ABAP	9.700	9.890	9.500	9.840	9.500	9.890	9.500	4.11	7	1,524	14,995
Agricultural Products Meat	AIPM	4.700	4.700	4.700	4.700	4.700	4.700	4.700	0.00	1	211	992
Modern for Animal Production	AMAP	0.370	0.370	0.370	0.370	0.370	0.370	0.370	0.00	2	97,893	36,220
Total of Agricultural Sector										10	99,628	52,207
Total Of Regular										1,046	994,954,809	1,143,883,782

Second Platform Market Bulletin No (82)



Company Name	Code	opening Price	highest price	lowest price	Average price	Prev Average price	Closing Price	prev closing price	change (%)	No.of Trades	Traded Volume	Traded Value
Banks Sector												
International Islamic Bank	BINT	0.200	0.200	0.200	0.200	0.200	0.200	0.200	0.00	6	168,985	33,797
Credit Bank Of Iraq	BROI	0.590	0.590	0.590	0.590	0.590	0.590	0.590	0.00	1	120,000	70,800
Total of Banks Sector										7	288,985	104,597
Service Sector												
Al-Ameen Estate Investment	SAEI	1.700	1.700	1.700	1.700	1.720	1.700	1.700	0.00	2	18,327	31,156
Total of Industrial Sector										2	18,327	31,156
Industrial Sector												
Fallujah for construction Materi	IFCM	2.920	3.000	2.920	2.980	2.870	2.990	2.890	3.46	74	8,683,256	25,887,755
Total of Industrial Sector										74	8,683,256	25,887,755
Total of Non Regular										83	8,990,568	26,023,508

Undisclosed Platform Companies Bulletin No (82)



Company Name	Code	opening Price	highest price	lowest price	Average price	Prev Average price	Closing Price	prev closing price	change (%)	No.of Trades	Traded Volume	Traded Value
Service Sector												
AL-Badia for General Trans	SBAG	1.310	1.370	1.310	1.370	1.280	1.370	1.310	4.58	7	2,286,491	3,131,354
Total of Industrial Sector										7	2,286,491	3,131,354
Industrial Sector												
Electronic Industry	IELI	1.450	1.450	1.440	1.440	1.450	1.440	1.450	-0.69	4	270,000	388,900
Al-Hilal Industries	IHLI	1.350	1.350	1.350	1.350	1.350	1.350	1.350	0.00	4	544,520	735,102
Iraqi Carton Manufactories	IICM	2.500	2.500	2.500	2.500	2.500	2.500	2.500	0.00	1	755	1,888
Modern Construction Materials	IMCM	1.250	1.250	1.250	1.250	1.300	1.250	1.300	-3.85	2	326,296	407,870
National Chemical &Plastic	INCP	1.910	1.910	1.910	1.910	1.910	1.910	1.910	0.00	1	5,000	9,550
The Light Industries	ITLI	1.250	1.260	1.250	1.250	1.260	1.260	1.260	0.00	8	3,735,853	4,670,816
Total of Industrial Sector										20	4,882,424	6,214,126
Hotels Sector												
Palestine Hotel	HPAL	18.500	18.500	18.150	18.170	18.510	18.250	18.550	-1.62	12	1,805,819	32,805,100
Total of Hotels Sector										12	1,805,819	32,805,100
Agricultural Sector												
Iraqi for Seed Production	AISP	4.820	4.820	4.820	4.820	4.830	4.820	4.830	-0.21	13	905,031	4,362,249
Total of Agricultural Sector										13	905031	4,362,249
Total of Undisclosed										52	9,879,765	46,512,829
Grand Total										1,181	1,013,825,142	1,216,420,119

Iraq Stock Exchange not trading companies of Monday 11/5/2026

Company Names	Code	Previous Average Price	Closing Price
Banks Sector			
Kurdistan International Bank	BKUI	1.080	1.080
Union Bank of Iraq	BUOI	0.170	0.170
National Islamic Bank	BNAI	1.000	1.000
Elaf Islamic Bank	BELF	0.250	0.250
Asia Al Iraq Islamic Bank	BAIB	0.780	0.780
Cihan Bank for Islamic Investment&Finan	BCIH	2.200	2.200
Insurance Sector			
Dar Al-Salam for Insurance	NDSA	0.750	0.750
Gulf Insurance	NGIR	0.430	0.430
Service Sector			
Kharkh Tour Amuzement City	SKTA	4.570	4.570
AL-Nukhba for Construction	SNUC	0.700	0.700
Rehab Karbalaa	HKAR	0.650	0.650
Industrial Sector			
Iraqi Date Processing and Marketing	IIDP	2.300	2.300
Ready Made Clothes	IRMC	2.200	2.200
Iraqi Engineering Works	IIEW	6.350	6.350
Metallic Industries and Bicycles	IMIB	1.900	1.900
Hotels Sector			
National for Tourist Investment	HNTI	9.000	9.000
Babylon Hotel	HBAY	102.000	102.000
Al-Sadeer Hotel	HSAD	22.990	22.990
Mansour Hotel	HMAN	47.600	47.600
Agricultural Sector			
Iraqi Agricultural Products	AIRP	10.000	10.000
Al-Ahlyia agricultural production	AAHP	2.110	2.110
Middle East for Production- Fish	AMEF	5.990	5.990
Company Names	Code	Previous Average Price	Closing Price
Banks Sector			
Erbil Investment & FinanceBank	BERI	0.110	0.110
Al-Ataa Islamic Bank	BLAD	0.100	0.100
Region Trade Bank	BRTB	1.010	1.010
AL- Mal Islamic Bank	BMAL	1.000	1.000
Trans Iraq Bank Investment	BTRI	0.310	0.310
International Development Bank	BIDB	1.050	1.050
Al-Mashreq Al-Arabi Islamic Bank	BAMS	0.850	0.850
Iraq Noor Islamic Bank for Investment	BINI	0.250	0.250
Arab Islamic Bank	BAAI	1.000	1.000
Al-Rajih Islamic Bank	BRAJ	1.000	1.000
Al-Mustashar Islamic Bank for Investmen	BMUI	1.000	1.000
Trust International Islamic Bank	BTRU	0.750	0.750
World Islamic Bank for Investment	BWOR	1.000	1.000
Al janoob Islamic Bank	BJAB	0.940	0.940
Ameen Al-Iraq Islamic Bank	BAME	1.000	1.000
Investment Sector			
Al-Ameen for Financial Investment	VAMF	1.260	1.260
AL-Wiaam for Financial Investment	VWIF	0.690	0.690
Insurance Sector			
Al-Hamraa for Insurance	NHAM	4.700	4.700
Alahliya For Insurance	NAHF	0.850	0.850
Industrial Sector			
National Furniture Industries	IHFI	0.870	0.870
Baghdad for Packing Materials	IBPM	2.860	2.860
Modern chemical industries	IMCI	100.000	100.000
Service Sector			
Ibdaa Al-sharq Alwast General Contractir	SIBD	1.000	1.000
Hotels Sector			
Ashour Hotel	HASH	29.000	29.000
Agricultural Sector			
AL-Rebass for Poultry&feed	AREB	-	-
Company Names	Code	Previous Average Price	Closing Price
Banks Sector			
Al-Qurtas Islamic Bank	BQUR	1.000	1.000
Service Sector			
General Transportation	SIGT	1.700	1.700

Iraq Stock Exchange
Non Iraqis' Bulletin Monday May 11 2026
Regular Market



Non Iraqi Trading of Regular Market (Buy)

Company Names	Code	No.of trades	Traded Shares	Trading Volume
Banks Sector				
Bank Of Baghdad	BBOB	6	1,157,554	3,407,896
National Bank Of Iraq	BNOI	7	500,000	1,956,017
Total Bank sector		13	1,657,554	5,363,912
Grand Total		13	1,657,554	5,363,912

Non Iraqi Trading of Regular Market (Sell)

Company Names	Code	No.of trades	Traded Shares	Trading Volume
Banks Sector				
Bank Of Baghdad	BBOB	1	29,000	84,390
Total Bank sector		1	29,000	84,390
Grand Total		1	29,000	84,390

Non Iraqi Trading of Undisclosed Platform (Sell)

Company Names	Code	No.of trades	Traded Shares	Trading Volume
Industry Sector				
Modern Construction Materials	IMCM	1	300,000	375,000
Total Industry sector		1	300,000	375,000
Grand Total		1	300,000	375,000

OTC Platform Trading Bulletin No (82)

Company Name	Code	highest price	lowest price	Average price	No.of Trades	Traded Volume	Traded Value
Banks Sector							
Al-Warka Bank	BWAI	0.160	0.160	0.160	1	4,994,153	799,064
Total Of Money Service Sector					1	4,994,153	799,064
Total					1	4,994,153	799,064

Not Trading OTC Companies

Company Name	Code	Previous Average price
Banks Sector		
Hammurabi Commercial Bank	BHAM	—
Al-Sanam Islamic Bank	BSAN	3.000
Industrial Sector		
Kirkuk producing constructional materials	IKFP	2.800
Money Service Sector		
Karmal Brokerage	FKSX	10.000
Iraqi Deposit Insurance Corporation	FIDI	1.000
Rabee Securities	FRSE	9.500
Ishtar Gate for e-Paymant	FISH	1.000
Sama Baghdad Exchange	FSBE	—
Insurance Sector		
Shatt Al Arab Insurance	NSHA	1.000
Al Badia Insurance	NBAD	—
Kurdistan Insurance	NKUI	0.500
Elaf Insurance	NELF	—
Dilina Insurance Company	NDIL	—

Iraq Stock Exchange

Monday 11/5/2026



سوق العراق للاوراق المالية
IRAQ STOCK EXCHANGE

Not Trading Bonds Bulletin

Bond type	Publish type	Code	last trading price	immortilize date
Banaa Bonds /Million ID	Second	CB20	964,981	19/12/2025
Eamar Bonds /Million ID	First	CB30	1,001,095	—
Eamar Bonds /Million ID	Second	CB40	—	—
Eamar Bonds /500 Thousand ID	Third	CB45	—	—
Eamar Bonds /Million ID	Third	CB50	—	—
Injaz Bonds /500 Thousand ID	First	CB55	—	—
Injaz Bonds /Million ID	First	CB60	951,110	—
Injaz Bonds /500 Thousand ID	Second	CB65	507,301	—
Injaz Bonds /Million ID	Second	CB70	965,050	—
Injaz Bonds /500 Thousand ID	Third	CB75	—	—
Injaz Bonds /Million ID	Third	CB80	978,182	—
National Bonds/Million ID	First	CB90	—	—
National Bonds/500 Thousand ID	Second	CB95	—	—
National Bonds/Million ID	Second	CB100	—	—