

Iraq Stock Exchange

Bulletin No (100)



سوق العراق للاوراق المالية
IRAQ STOCK EXCHANGE

ISX Trading Indices of Wednesday 10/6/2026

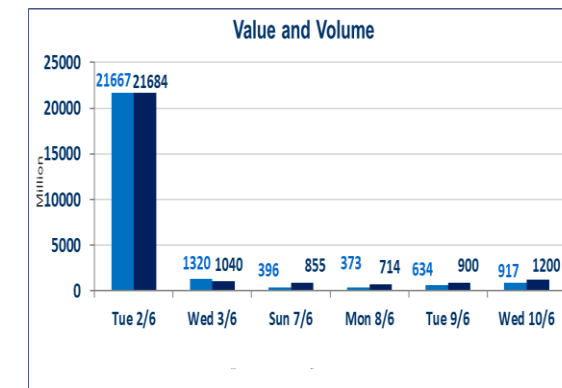
Traded Volume and OTC	917,734,234
-----------------------	-------------

Traded Value and OTC	1,200,901,434
----------------------	---------------

Traders	1618
---------	------

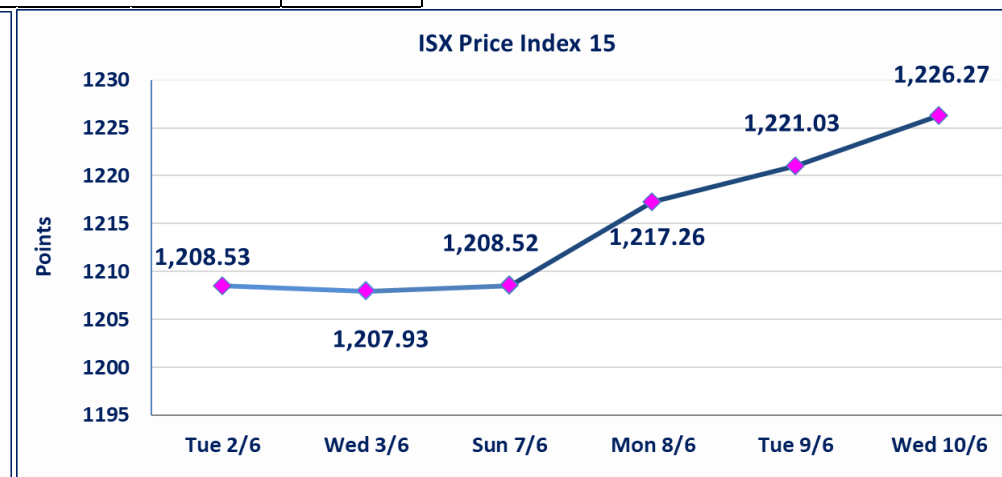
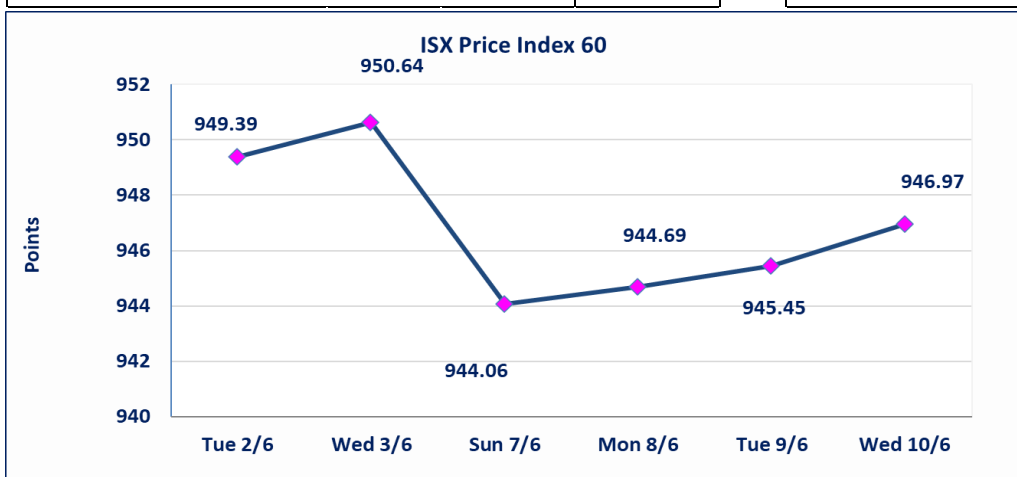
ISX Index 60	946.97
Previous ISX Index60	945.45
Change %	0.16
Change	1.52

ISX Index 15	1226.27
Previous ISX Index15	1221.03
Change %	0.43
Change	5.24



Listed Companies	103	OTC	14
Traded Listed Companies	44	OTC	1
GAM Companies	10		
Suspended Companies	11		

Non Traded listed	38	OTC	12
Higher Companies	12		
Lower Companies	15		
GAM Companies OTC	1		



ISX top gaining and losing companies

Wednesday 10/6/2026

Gainers

Company Name	Closing Price	Change (%)	Traded Volume
Al-Taif Islamic Bank	0.710	20.34	786,260
Baghdad Hotel	14.500	13.28	146,436
General Transportation	1.500	7.14	25,730
Agricultural Products Meat	4.700	4.44	66,343
Mamoura Realestate	3.350	4.04	9,683,274

Losers

Company Name	Closing Price	Change (%)	Traded Volume
Al-Hamraa for Insurance	4.950	-8.33	1,552
Mosul Bank For Investment	0.130	-7.14	2,650,000
National Chemical &Plastic	1.800	-5.76	2,029,021
Sumer Commercial Bank	0.190	-5.00	70,863,666
Ashur International Bank	0.250	-3.85	15,456,736

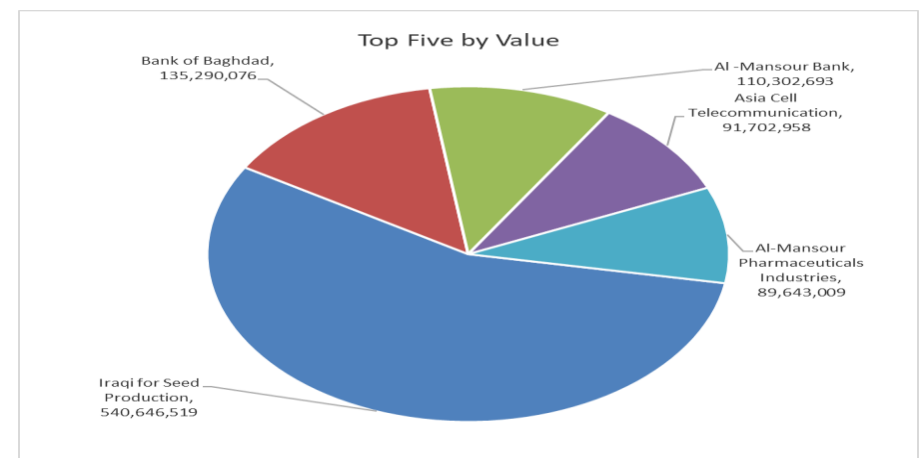
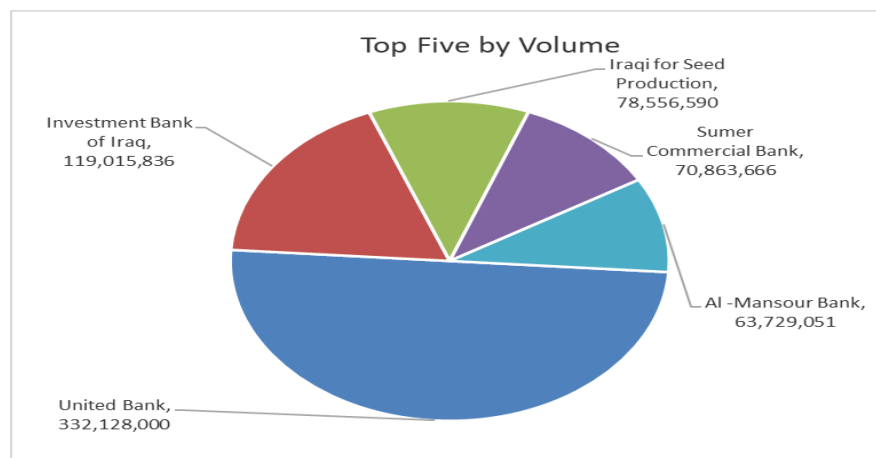
The most active companies in term of traded volume and value

Traded Volume

Company Name	Closing Price	Change (%)	Traded Volume
United Bank	0.050	0.00	332,128,000
Investment Bank of Iraq	0.250	0.00	119,015,836
Iraqi for Seed Production	6.840	3.01	78,556,590
Sumer Commercial Bank	0.190	-5.00	70,863,666
Al -Mansour Bank	1.730	-0.57	63,729,051

Traded Value

Company Name	Closing Price	Change (%)	Traded Value
Iraqi for Seed Production	6.840	3.01	540,646,519
Bank of Baghdad	2.600	-0.76	135,290,076
Al -Mansour Bank	1.730	-0.57	110,302,693
Asia Cell Telecommunication	16.350	0.06	91,702,958
Al-Mansour Pharmaceuticals Indu	2.500	2.04	89,643,009



Regular Market Bulletin No (100)



Company Name	Code	opening Price	highest price	lowest price	Average price	Prev Average price	Closing Price	prev closing price	change (%)	No.of Trades	Traded Volume	Traded Value
Banks Sector												
Ashur International Bank	BASH	0.260	0.270	0.250	0.250	0.260	0.250	0.260	-3.85	13	15,456,736	3,927,172
Bank of Baghdad	BBOB	2.620	2.630	2.590	2.600	2.630	2.600	2.620	-0.76	140	52,007,294	135,290,076
Commercial Islamic Bank of Iraq	BCOI	0.660	0.660	0.660	0.660	0.660	0.660	0.660	0.00	6	2,123,958	1,401,812
Elaf Islamic Bank	BELF	0.240	0.240	0.240	0.240	0.230	0.240	0.240	0.00	1	36,816	8,836
Gulf Commercial Bank	BGUC	0.360	0.360	0.360	0.360	0.360	0.360	0.360	0.00	9	4,005,897	1,442,123
Investment Bank of Iraq	BIBI	0.250	0.250	0.250	0.250	0.250	0.250	0.250	0.00	55	119,015,836	29,753,959
Iraqi Islamic Bank	BIIB	1.050	1.060	1.050	1.050	1.050	1.050	1.050	0.00	17	8,463,641	8,887,814
Middle East Bank	BIME	0.080	0.080	0.080	0.080	0.080	0.080	0.080	0.00	13	46,630,330	3,730,426
Kurdistan International Bank	BKUI	1.200	1.200	1.200	1.200	1.200	1.200	1.200	0.00	1	5,000	6,000
Mosul Bank For Investment	BMFI	0.140	0.140	0.130	0.130	0.140	0.130	0.140	-7.14	5	2,650,000	345,000
Al -Mansour Bank	BMNS	1.740	1.740	1.730	1.730	1.730	1.730	1.740	-0.57	56	63,729,051	110,302,693
National Islamic Bank	BNAI	1.100	1.100	1.100	1.100	1.100	1.100	1.100	0.00	1	20,909	23,000
National Bank of Iraq	BNOI	4.000	4.020	3.990	4.000	4.000	4.000	4.000	0.00	48	4,412,815	17,655,243
Sumer Commercial Bank	BSUC	0.200	0.200	0.190	0.190	0.180	0.190	0.200	-5.00	33	70,863,666	13,467,824
Al-Taif Islamic Bank	BTIB	0.630	0.710	0.630	0.650	0.590	0.710	0.590	20.34	7	786,260	513,041
United Bank	BUND	0.050	0.050	0.050	0.050	0.050	0.050	0.050	0.00	114	332,128,000	16,606,400
Union Bank of Iraq	BUOI	0.160	0.160	0.160	0.160	0.160	0.160	0.160	0.00	2	8,253,288	1,320,526
Total of Banks Sector										521	730,589,497	344,681,945
Telecommunication Sector												
Asia Cell Telecommunication	TASC	16.340	16.490	16.160	16.270	16.440	16.350	16.340	0.06	151	5,635,458	91,702,958
Al-Khatam Telecom	TZNI	4.550	4.610	4.100	4.500	4.560	4.550	4.550	0.00	34	2,256,500	10,154,213
Total of Telecommunication Sector										185	7,891,958	101,857,171
Insurance Sector												
Al-Ameen for Insurance	NAME	0.900	0.900	0.900	0.900	0.900	0.900	0.900	0.00	2	88,358	79,522
Total of Insurance Sector										2	88,358	79,522
Service Sector												
Baghdad -Iraq Transportation	SBPT	22.330	22.330	22.330	22.330	22.400	22.330	22.500	-0.76	4	26,733	596,948
Mamoura Realestate	SMRI	3.230	3.350	3.220	3.270	3.220	3.350	3.220	4.04	69	9,683,274	31,700,857
Total of Service Sector										73	9,710,007	32,297,805
Industrial Sector												
Baghdad Soft Drinks	IBSD	6.130	6.170	6.110	6.140	6.110	6.160	6.130	0.49	83	10,489,059	64,430,068
Al -Khazer Construction Material	IKHC	1.180	1.180	1.170	1.170	1.190	1.170	1.190	-1.68	5	673,052	790,071
Al-Kindi of Veterinary Vaccines	IKLV	2.620	2.630	2.620	2.630	2.620	2.630	2.620	0.38	5	536,304	1,409,195
Al-Mansour Pharmaceuticals Inc	IMAP	2.450	2.500	2.450	2.480	2.450	2.500	2.450	2.04	216	36,180,000	89,643,009
Modern Sewing	IMOS	5.360	5.400	5.360	5.370	5.350	5.400	5.350	0.93	2	13,268	71,276
Total of Industrial Sector										311	47,891,683	156,343,620
Hotels Sector												
Baghdad Hotel	HBAG	13.250	14.500	13.250	13.730	12.710	14.500	12.800	13.28	7	146,436	2,010,507
Mansour Hotel	HMAN	65.000	65.000	65.000	65.000	65.030	65.000	65.000	0.00	2	903	58,695
Total of Hotels Sector										9	147,339	2,069,202
Agricultural Sector												
Al-Ahlyia agricultural production	AAHP	2.110	2.110	2.110	2.110	2.110	2.110	2.110	0.00	1	9,940	20,973
Agricultural Products Meat	AIPM	4.700	4.700	4.700	4.700	4.500	4.700	4.500	4.44	1	66,343	311,812
Modern for Animal Production	AMAP	0.360	0.360	0.360	0.360	0.360	0.360	0.360	0.00	1	4,700	1,692
Total of Agricultural Sector										3	80,983	334,478
Total Of Regular										1,104	796,399,825	637,663,742

Second Platform Market Bulletin No (100)



Company Name	Code	opening Price	highest price	lowest price	Average price	Prev Average price	Closing Price	prev closing price	change (%)	No.of Trades	Traded Volume	Traded Value
Banks Sector												
Al-Ataa Islamic Bank	BLAD	0.100	0.100	0.100	0.100	0.100	0.100	0.100	0.00	1	100,000	10,000
Credit Bank Of Iraq	BROI	0.560	0.560	0.560	0.560	0.580	0.560	0.580	-3.45	4	13,000,000	7,280,000
Total of Banks Sector										5	13,100,000	7,290,000
Insurance Sector												
Al-Hamraa for Insurance	NHAM	5.350	5.350	4.950	5.090	5.400	4.950	5.400	-8.33	2	1,552	7,903
Total of Insurance Sector										2	1,552	7,903
Service Sector												
Al-Ameen Estate Investment	SAEI	1.680	1.680	1.670	1.670	1.680	1.670	1.680	-0.60	3	111,005	185,488
Total of Industrial Sector										3	111,005	185,488
Industrial Sector												
Fallujah for construction Materi	IFCM	2.970	2.970	2.920	2.920	2.920	2.930	2.970	-1.35	12	705,114	2,060,585
Total of Industrial Sector										12	705,114	2,060,585
Total of Non Regular										22	13,917,671	9,543,977

Undisclosed Platform Companies Bulletin No (100)



Company Name	Code	opening Price	highest price	lowest price	Average price	Prev Average price	Closing Price	prev closing price	change (%)	No.of Trades	Traded Volume	Traded Value
Service Sector												
AL-Badia for General Trans	SBAG	1.330	1.410	1.330	1.340	1.320	1.330	1.320	0.76	6	901,393	1,205,973
General Transportation	SIGT	1.500	1.500	1.500	1.500	1.450	1.500	1.400	7.14	3	25,730	38,595
Total of Industrial Sector										9	927,123	1,244,568
Industrial Sector												
Electronic Industry	IELI	1.390	1.450	1.390	1.390	1.360	1.390	1.400	-0.71	6	2,264,402	3,149,815
National Chemical &Plastic	INCP	1.910	1.910	1.800	1.810	1.910	1.800	1.910	-5.76	6	2,029,021	3,675,100
The Light Industries	ITLI	1.200	1.200	1.200	1.200	1.200	1.200	1.230	-2.44	6	513,000	615,600
Total of Industrial Sector										18	4,806,423	7,440,515
Hotels Sector												
Palestine Hotel	HPAL	18.650	18.650	18.500	18.580	18.500	18.500	18.650	-0.80	7	48,458	900,392
Total of Hotels Sector										7	48,458	900,392
Agricultural Sector												
Iraqi for Seed Production	AISP	6.640	7.150	6.640	6.880	6.250	6.840	6.640	3.01	455	78,556,590	540,646,519
Total of Agricultural Sector										455	78556590	540,646,519
Total of Undisclosed										489	84,338,594	550,231,994
Grand Total										1,615	894,656,090	1,197,439,712

Iraq Stock Exchange not trading companies of Wednesday 10/6/2026

Company Names	Code	Previous Average Price	Closing Price
Banks Sector			
Asia Al Iraq Islamic Bank	BAIB	0.950	0.950
Cihan Bank for Islamic Investment&Finan	BCIH	2.200	2.200
Insurance Sector			
Gulf Insurance	NGIR	0.450	0.450
Dar Al-Salam for Insurance	NDSA	0.780	0.780
Service Sector			
Kharkh Tour Amuzement City	SKTA	4.600	4.600
Rehab Karbalaa	HKAR	0.580	0.580
Al-Mosul for funfairs	SMOF	7.200	7.200
AL-Nukhba for Construction	SNUC	0.710	0.710
Industrial Sector			
Iraqi For Tufted Carpets	IITC	19.990	19.990
Iraqi Engineering Works	IIEW	5.670	5.600
Metallic Industries and Bicycles	IMIB	1.910	1.910
Ready Made Clothes	IRMC	2.300	2.300
Hotels Sector			
Babylon Hotel	HBAY	102.010	102.010
Agricultural Sector			
Babil Animal & Vegetable Production	ABAP	10.000	10.000
Middle East for Production- Fish	AMEF	5.990	5.990
Iraqi Agricultural Products	AIRP	9.000	9.000
Company Names	Code	Previous Average Price	Closing Price
Banks Sector			
International Islamic Bank	BINT	0.200	0.200
International Development Bank	BIDB	1.050	1.050
Al-Qabidh Islamic Bank	BQAB	0.090	0.090
AL- Mal Islamic Bank	BMAL	1.000	1.000
Region Trade Bank	BRTB	1.010	1.010
Al-Mashreq Al-Arabi Islamic Bank	BAMS	0.850	0.850
Arab Islamic Bank	BAAI	1.000	1.000
Al-Rajih Islamic Bank	BRAJ	1.000	1.000
Al-Mustashar Islamic Bank for Investmen	BMUI	1.000	1.000
Trust International Islamic Bank	BTRU	0.750	0.750
World Islamic Bank for Investment	BWOR	1.000	1.000
Al janoob Islamic Bank	BJAB	0.940	0.940
Ameen Al-Iraq Islamic Bank	BAME	1.000	1.000
Erbil Investment & FinanceBank	BERI	0.110	0.110
Insurance Sector			
Alahliya For Insurance	NAHF	0.820	0.820
Investment Sector			
Al-Ameen for Financial Investment	VAMF	0.690	0.690
AL-Wiaam for Financial Investment	VWIF	1.260	1.260
Industrial Sector			
National Furniture Industries	IHFI	1.000	1.000
Baghdad for Packing Materials	IBPM	2.860	2.860
Hotels Sector			
Company Names	Code	Previous Average Price	Closing Price
Banks Sector			
Al-Qurtas Islamic Bank	BQUR	1.000	1.000
Industrial Sector			
Al-Hilal Industries	IHLI	1.360	1.360
Modern Construction Materials	IMCM	1.150	1.150

Iraq Stock Exchange
Non Iraqis' Bulletin Wednesday Jun 10 2026
Regular Market



Non Iraqi Trading of Regular Market (Sell)

Company Names	Code	No.of trades	Traded Shares	Trading Volume
Banks Sector				
National Bank Of Iraq	BNOI	3	249,452	997,808
Total Bank sector		3	249,452	997,808
Grand Total		3	249,452	997,808

OTC Platform Trading Bulletin No (100)

Company Name	Code	highest price	lowest price	Average price	No.of Trades	Traded Volume	Traded Value
Banks Sector							
Al-Warka Bank	BWAI	0.150	0.150	0.150	3	23,078,144	3,461,722
Total Of Money Service Sector					3	23,078,144	3,461,722
Total					3	23,078,144	3,461,722

Not Trading OTC Companies

Company Name	Code	Previous Average price
Banks Sector		
Hammurabi Commercial Bank	BHAM	—
Al-Sanam Islamic Bank	BSAN	3.000
Industrial Sector		
Kirkuk producing constructional materials	IKFP	2.800
Money Service Sector		
Rabee Securities	FRSE	9.050
Karmal Brokerage	FKSX	10.000
Iraqi Deposit Insurance Corporation	FIDI	1.000
Ishtar Gate for e-Paymant	FISH	1.000
Sama Baghdad Exchange	FSBE	—
Insurance Sector		
Al Badia Insurance	NBAD	—
Kurdistan Insurance	NKUI	0.500
Elaf Insurance	NELF	—
Dilina Insurance Company	NDIL	—

Iraq Stock Exchange

Wednesday 10/6/2026



سوق العراق للاوراق المالية
IRAQ STOCK EXCHANGE

Not Trading Bonds Bulletin

Bond type	Publish type	Code	last trading price	immortilize date
Banaa Bonds /Million ID	Second	CB20	964,981	19/12/2025
Eamar Bonds /Million ID	First	CB30	1,001,095	—
Eamar Bonds /Million ID	Second	CB40	—	—
Eamar Bonds /500 Thousand ID	Third	CB45	—	—
Eamar Bonds /Million ID	Third	CB50	—	—
Injaz Bonds /500 Thousand ID	First	CB55	—	—
Injaz Bonds /Million ID	First	CB60	951,110	—
Injaz Bonds /500 Thousand ID	Second	CB65	511,000	—
Injaz Bonds /Million ID	Second	CB70	965,050	—
Injaz Bonds /500 Thousand ID	Third	CB75	—	—
Injaz Bonds /Million ID	Third	CB80	978,182	—
National Bonds/Million ID	First	CB90	—	—
National Bonds/500 Thousand ID	Second	CB95	—	—
National Bonds/Million ID	Second	CB100	—	—