

# Iraq Stock Exchange

Bulletin No (81)



سوق العراق للاوراق المالية  
IRAQ STOCK EXCHANGE

## ISX Trading Indices of Sunday 10/5/2026

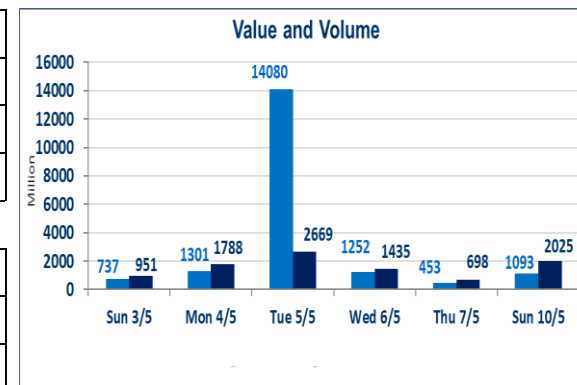
|                       |               |
|-----------------------|---------------|
| Traded Volume and OTC | 1,093,810,876 |
|-----------------------|---------------|

|                      |               |
|----------------------|---------------|
| Traded Value and OTC | 2,025,997,583 |
|----------------------|---------------|

|         |      |
|---------|------|
| Traders | 1669 |
|---------|------|

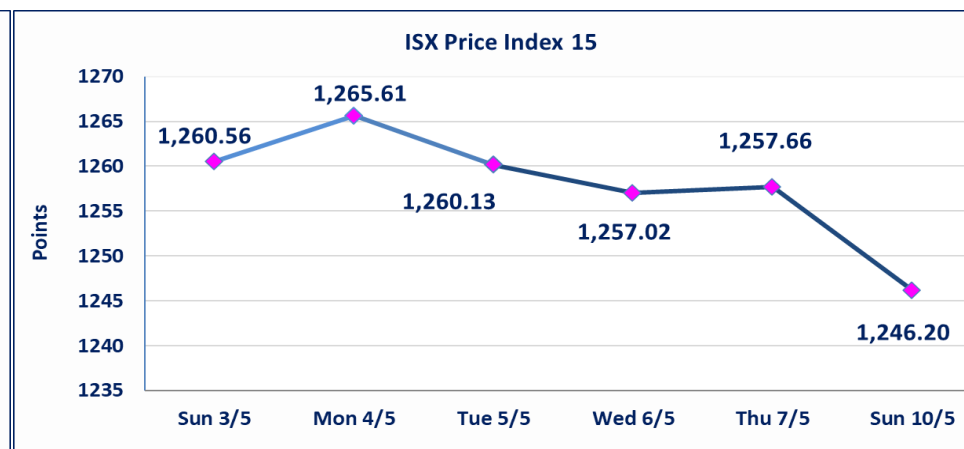
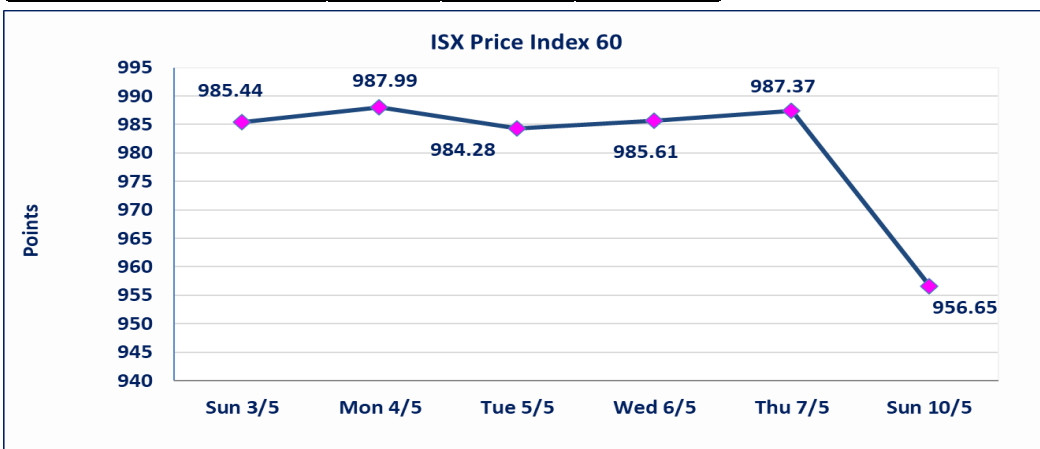
|                      |        |
|----------------------|--------|
| ISX Index 60         | 956.65 |
| Previous ISX Index60 | 987.37 |
| Change %             | -3.11  |
| Change               | -30.72 |

|                      |         |
|----------------------|---------|
| ISX Index 15         | 1246.20 |
| Previous ISX Index15 | 1257.66 |
| Change %             | -0.91   |
| Change               | -11.46  |



|                         |     |     |    |
|-------------------------|-----|-----|----|
| Listed Companies        | 104 | OTC | 14 |
| Traded Listed Companies | 51  | OTC | 2  |
| GAM Companies           | 2   |     |    |
| Suspended Companies     | 8   |     |    |

|                   |    |     |    |
|-------------------|----|-----|----|
| Non Traded listed | 43 | OTC | 12 |
| Higher Companies  | 11 |     |    |
| Lower Companies   | 14 |     |    |



## ISX top gaining and losing companies

Sunday 10/5/2026

### Gainers

| Company Name                       | Closing Price | Change (%) | Traded Volume |
|------------------------------------|---------------|------------|---------------|
| Al-Mosul for funfairs              | 7.460         | 4.92       | 107,000       |
| AL-Badia for General Trans         | 1.310         | 4.80       | 3,402,712     |
| Fallujah for construction Material | 2.890         | 4.71       | 25,481,367    |
| The Light Industries               | 1.260         | 3.28       | 1,455,600     |
| Ishtar Hotels                      | 9.370         | 2.52       | 51,268        |

### Losers

| Company Name                     | Closing Price | Change (%) | Traded Volume |
|----------------------------------|---------------|------------|---------------|
| Babil Animal & Vegetable Product | 9.500         | -3.94      | 475,248       |
| Ashur International Bank         | 0.250         | -3.85      | 20,451,000    |
| Gulf Commercial Bank             | 0.340         | -2.86      | 10,325,488    |
| Palestine Hotel                  | 18.550        | -1.96      | 904,304       |
| Al -Mansour Bank                 | 1.740         | -1.69      | 423,895,275   |

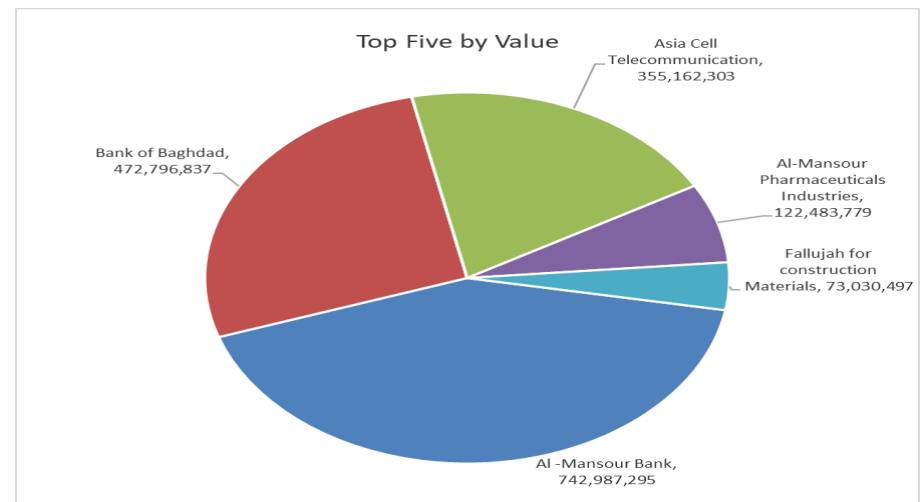
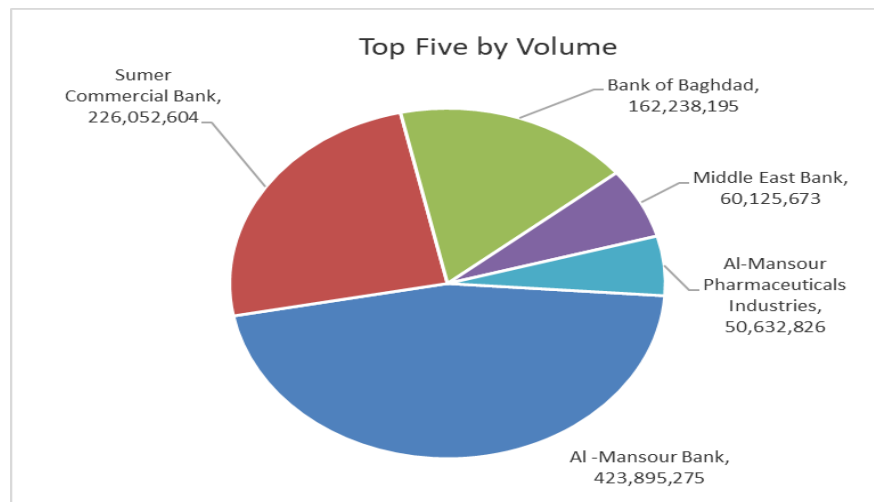
## The most active companies in term of traded volume and value

### Traded Volume

| Company Name                    | Closing Price | Change (%) | Traded Volume |
|---------------------------------|---------------|------------|---------------|
| Al -Mansour Bank                | 1.740         | -1.69      | 423,895,275   |
| Sumer Commercial Bank           | 0.200         | 0.00       | 226,052,604   |
| Bank of Baghdad                 | 2.940         | -11.18     | 162,238,195   |
| Middle East Bank                | 0.090         | 0.00       | 60,125,673    |
| Al-Mansour Pharmaceuticals Indu | 2.410         | -0.41      | 50,632,826    |

### Traded Value

| Company Name                       | Closing Price | Change (%) | Traded Value |
|------------------------------------|---------------|------------|--------------|
| Al -Mansour Bank                   | 1.740         | -1.69      | 742,987,295  |
| Bank of Baghdad                    | 2.940         | -11.18     | 472,796,837  |
| Asia Cell Telecommunication        | 16.950        | 0.00       | 355,162,303  |
| Al-Mansour Pharmaceuticals Indu    | 2.410         | -0.41      | 122,483,779  |
| Fallujah for construction Material | 2.890         | 4.71       | 73,030,497   |



## Regular Market Bulletin No (81)



| Company Name                             | Code | opening Price | highest price | lowest price | Average price | Prev Average price | Closing Price | prev closing price | change (%) | No.of Trades | Traded Volume | Traded Value  |
|--|------|---------------|---------------|--------------|---------------|--------------------|---------------|--------------------|------------|--------------|---------------|---------------|
| <b>Banks Sector</b>                      |      |               |               |              |               |                    |               |                    |            |              |               |               |
| Ashur International Bank                 | BASH | 0.250         | 0.260         | 0.250        | 0.250         | 0.250              | 0.250         | 0.260              | -3.85      | 17           | 20,451,000    | 5,112,950     |
| Bank of Baghdad                          | BBOB | 2.940         | 2.950         | 2.860        | 2.910         | 3.300              | 2.940         | 3.310              | -11.18     | 422          | 162,238,195   | 472,796,837   |
| Commercial Islamic Bank of Iraq          | BCOI | 0.670         | 0.670         | 0.660        | 0.660         | 0.660              | 0.660         | 0.670              | -1.49      | 12           | 6,604,223     | 4,363,980     |
| Elaf Islamic Bank                        | BELF | 0.250         | 0.250         | 0.250        | 0.250         | 0.250              | 0.250         | 0.250              | 0.00       | 1            | 1,000         | 250           |
| Gulf Commercial Bank                     | BGUC | 0.350         | 0.350         | 0.340        | 0.340         | 0.350              | 0.340         | 0.350              | -2.86      | 5            | 10,325,488    | 3,512,486     |
| Investment Bank of Iraq                  | BIBI | 0.250         | 0.250         | 0.250        | 0.250         | 0.250              | 0.250         | 0.250              | 0.00       | 18           | 25,940,790    | 6,485,198     |
| Iraqi Islamic Bank                       | BIIB | 1.080         | 1.080         | 1.070        | 1.070         | 1.090              | 1.070         | 1.080              | -0.93      | 11           | 276,808       | 296,535       |
| Middle East Bank                         | BIME | 0.090         | 0.090         | 0.090        | 0.090         | 0.090              | 0.090         | 0.090              | 0.00       | 11           | 60,125,673    | 5,411,311     |
| Mosul Bank For Investment                | BMFI | 0.140         | 0.140         | 0.140        | 0.140         | 0.140              | 0.140         | 0.140              | 0.00       | 1            | 1,000,000     | 140,000       |
| Al -Mansour Bank                         | BMNS | 1.770         | 1.770         | 1.740        | 1.750         | 1.780              | 1.740         | 1.770              | -1.69      | 341          | 423,895,275   | 742,987,295   |
| National Islamic Bank                    | BNAI | 1.000         | 1.000         | 1.000        | 1.000         | 1.000              | 1.000         | 1.000              | 0.00       | 4            | 1,250,000     | 1,250,000     |
| National Bank of Iraq                    | BNOI | 3.860         | 3.950         | 3.860        | 3.900         | 3.880              | 3.940         | 3.860              | 2.07       | 91           | 16,600,993    | 64,718,989    |
| Sumer Commercial Bank                    | BSUC | 0.190         | 0.200         | 0.190        | 0.190         | 0.190              | 0.200         | 0.200              | 0.00       | 91           | 226,052,604   | 42,954,995    |
| Al-Taif Islamic Bank                     | BTIB | 0.650         | 0.650         | 0.650        | 0.650         | 0.650              | 0.650         | 0.650              | 0.00       | 7            | 61,168        | 39,759        |
| United Bank                              | BUND | 0.050         | 0.050         | 0.050        | 0.050         | 0.050              | 0.050         | 0.050              | 0.00       | 2            | 19,999        | 1,000         |
| <b>Total of Banks Sector</b>             |      |               |               |              |               |                    |               |                    |            | 1,034        | 954,843,216   | 1,350,071,584 |
| <b>Telecommunication Sector</b>          |      |               |               |              |               |                    |               |                    |            |              |               |               |
| Asia Cell Telecommunication              | TASC | 16.970        | 17.130        | 16.950       | 17.000        | 16.950             | 16.950        | 16.950             | 0.00       | 190          | 20,886,338    | 355,162,303   |
| Al-Khatam Telecom                        | TZNI | 3.800         | 3.800         | 3.800        | 3.800         | 3.820              | 3.800         | 3.800              | 0.00       | 18           | 111,619       | 424,152       |
| <b>Total of Telecommunication Sector</b> |      |               |               |              |               |                    |               |                    |            | 208          | 20,997,957    | 355,586,455   |
| <b>Insurance Sector</b>                  |      |               |               |              |               |                    |               |                    |            |              |               |               |
| Al-Ameen for Insurance                   | NAME | 0.910         | 0.910         | 0.900        | 0.900         | 0.910              | 0.900         | 0.910              | -1.10      | 15           | 711,212       | 640,419       |
| <b>Total of Insurance Sector</b>         |      |               |               |              |               |                    |               |                    |            | 15           | 711,212       | 640,419       |
| <b>Service Sector</b>                    |      |               |               |              |               |                    |               |                    |            |              |               |               |
| Baghdad -Iraq Transportation             | SBPT | 22.800        | 22.820        | 22.500       | 22.750        | 22.830             | 22.800        | 22.800             | 0.00       | 19           | 682,417       | 15,522,250    |
| Kharkh Tour Amuzement City               | SKTA | 4.570         | 4.570         | 4.570        | 4.570         | 4.600              | 4.570         | 4.570              | 0.00       | 18           | 7,366,258     | 33,663,799    |
| Al-Mosul for funfairs                    | SMOF | 7.110         | 7.460         | 7.110        | 7.130         | 7.090              | 7.460         | 7.110              | 4.92       | 4            | 107,000       | 763,220       |
| Mamoura Realestate                       | SMRI | 3.230         | 3.230         | 3.210        | 3.220         | 3.230              | 3.210         | 3.230              | -0.62      | 10           | 815,000       | 2,622,150     |
| AL-Nukhba for Construction               | SNUC | 0.700         | 0.700         | 0.700        | 0.700         | 0.680              | 0.700         | 0.700              | 0.00       | 1            | 15,000        | 10,500        |
| <b>Total of Service Sector</b>           |      |               |               |              |               |                    |               |                    |            | 52           | 8,985,675     | 52,581,919    |
| <b>Industrial Sector</b>                 |      |               |               |              |               |                    |               |                    |            |              |               |               |
| Baghdad Soft Drinks                      | IBSD | 6.180         | 6.200         | 6.180        | 6.190         | 6.180              | 6.200         | 6.180              | 0.32       | 50           | 2,811,844     | 17,404,384    |
| Iraqi Date Processing and Marke          | IIDP | 2.300         | 2.300         | 2.300        | 2.300         | 2.300              | 2.300         | 2.300              | 0.00       | 2            | 3,956         | 9,099         |
| Al -Khazer Construction Material         | IKHC | 1.250         | 1.280         | 1.250        | 1.250         | 1.250              | 1.280         | 1.250              | 2.40       | 3            | 850,000       | 1,065,500     |
| Al-Kindi of Veterinary Vaccines          | IKLV | 2.570         | 2.600         | 2.530        | 2.570         | 2.510              | 2.530         | 2.530              | 0.00       | 7            | 204,127       | 523,841       |
| Al-Mansour Pharmaceuticals Ind           | IMAP | 2.420         | 2.450         | 2.410        | 2.420         | 2.430              | 2.410         | 2.420              | -0.41      | 104          | 50,632,826    | 122,483,779   |
| Modern Sewing                            | IMOS | 5.370         | 5.370         | 5.360        | 5.370         | 5.390              | 5.360         | 5.400              | -0.74      | 2            | 143,445       | 769,615       |
| Ready Made Clothes                       | IRMC | 2.200         | 2.200         | 2.200        | 2.200         | 2.200              | 2.200         | 2.200              | 0.00       | 3            | 32,569        | 71,652        |
| <b>Total of Industrial Sector</b>        |      |               |               |              |               |                    |               |                    |            | 171          | 54,678,767    | 142,327,870   |
| <b>Hotels Sector</b>                     |      |               |               |              |               |                    |               |                    |            |              |               |               |
| Baghdad Hotel                            | HBAG | 12.000        | 12.000        | 12.000       | 12.000        | 12.000             | 12.000        | 12.000             | 0.00       | 1            | 662           | 7,944         |
| Babylon Hotel                            | HBAY | 102.000       | 102.000       | 102.000      | 102.000       | 102.000            | 102.000       | 102.000            | 0.00       | 1            | 6,037         | 615,774       |
| Ishtar Hotels                            | HISH | 9.140         | 9.460         | 9.140        | 9.400         | 9.140              | 9.370         | 9.140              | 2.52       | 6            | 51,268        | 481,855       |
| Al-Sadeer Hotel                          | HSAD | 22.990        | 22.990        | 22.990       | 22.990        | 23.000             | 22.990        | 23.000             | -0.04      | 1            | 409           | 9,403         |
| <b>Total of Hotels Sector</b>            |      |               |               |              |               |                    |               |                    |            | 9            | 58,376        | 1,114,976     |
| <b>Agricultural Sector</b>               |      |               |               |              |               |                    |               |                    |            |              |               |               |
| Babil Animal & Vegetable Produ           | ABAP | 9.700         | 9.700         | 9.400        | 9.500         | 9.960              | 9.500         | 9.890              | -3.94      | 15           | 475,248       | 4,513,895     |
| Agricultural Products Meat               | AIPM | 4.700         | 4.700         | 4.700        | 4.700         | 4.640              | 4.700         | 4.670              | 0.64       | 2            | 8,000         | 37,600        |
| Iraqi Agricultural Products              | AIRP | 10.000        | 10.000        | 10.000       | 10.000        | 10.000             | 10.000        | 10.000             | 0.00       | 1            | 1,500         | 15,000        |
| Modern for Animal Production             | AMAP | 0.370         | 0.370         | 0.370        | 0.370         | 0.370              | 0.370         | 0.370              | 0.00       | 4            | 1,000,000     | 370,000       |
| <b>Total of Agricultural Sector</b>      |      |               |               |              |               |                    |               |                    |            | 22           | 1,484,748     | 4,936,495     |
| <b>Total Of Regular</b>                  |      |               |               |              |               |                    |               |                    |            | 1,511        | 1,041,759,951 | 1,907,259,718 |

**Second Platform Market Bulletin No (81)**



| Company Name   | Code | opening Price | highest price | lowest price | Average price | Prev Average price | Closing Price | prev closing price | change (%) | No.of Trades | Traded Volume | Traded Value  |
|--|------|---------------|---------------|--------------|---------------|--------------------|---------------|--------------------|------------|--------------|---------------|---------------|
| <b>Banks Sector</b>                                    |      |               |               |              |               |                    |               |                    |            |              |               |               |
| Credit Bank Of Iraq                                    | BROI | 0.590         | 0.600         | 0.590        | 0.590         | 0.580              | 0.590         | 0.580              | 1.72       | 21           | 17,853,737    | 10,543,718    |
| <b>Total of Banks Sector</b>                           |      |               |               |              |               |                    |               |                    |            | 21           | 17,853,737    | 10,543,718    |
| <b>Industrial Sector</b>                               |      |               |               |              |               |                    |               |                    |            |              |               |               |
| Fallujah for construction Materi                       | IFCM | 2.780         | 2.890         | 2.780        | 2.870         | 2.730              | 2.890         | 2.760              | 4.71       | 57           | 25,481,367    | 73,030,497    |
| National Furniture Industries                          | IHFI | 0.860         | 0.870         | 0.860        | 0.870         | 0.860              | 0.870         | 0.860              | 1.16       | 6            | 267,901       | 232,853       |
| <b>Total of Industrial Sector</b>                      |      |               |               |              |               |                    |               |                    |            | 63           | 25,749,268    | 73,263,350    |
| <b>Total of Non Regular</b>                            |      |               |               |              |               |                    |               |                    |            | 84           | 43,603,005    | 83,807,069    |
| <b>Undisclosed Platform Companies Bulletin No (81)</b> |      |               |               |              |               |                    |               |                    |            |              |               |               |
| <b>Service Sector</b>                                  |      |               |               |              |               |                    |               |                    |            |              |               |               |
| AL-Badia for General Trans                             | SBAG | 1.250         | 1.310         | 1.250        | 1.280         | 1.250              | 1.310         | 1.250              | 4.80       | 9            | 3,402,712     | 4,342,570     |
| General Transportation                                 | SIGT | 1.700         | 1.700         | 1.700        | 1.700         | 1.700              | 1.700         | 1.700              | 0.00       | 3            | 47,616        | 80,947        |
| <b>Total of Industrial Sector</b>                      |      |               |               |              |               |                    |               |                    |            | 12           | 3,450,328     | 4,423,517     |
| <b>Industrial Sector</b>                               |      |               |               |              |               |                    |               |                    |            |              |               |               |
| Electronic Industry                                    | IELI | 1.460         | 1.460         | 1.450        | 1.450         | 1.470              | 1.450         | 1.450              | 0.00       | 2            | 102,596       | 149,105       |
| Al-Hilal Industries                                    | IHLI | 1.350         | 1.350         | 1.350        | 1.350         | 1.350              | 1.350         | 1.350              | 0.00       | 1            | 100           | 135           |
| Iraqi Carton Manufactories                             | IICM | 2.500         | 2.500         | 2.500        | 2.500         | 2.500              | 2.500         | 2.500              | 0.00       | 4            | 7,869         | 19,673        |
| Modern Construction Materials                          | IMCM | 1.300         | 1.300         | 1.300        | 1.300         | 1.300              | 1.300         | 1.300              | 0.00       | 3            | 90,477        | 117,620       |
| National Chemical &Plastic                             | INCP | 1.910         | 1.910         | 1.910        | 1.910         | 1.880              | 1.910         | 1.910              | 0.00       | 2            | 20,817        | 39,760        |
| The Light Industries                                   | ITLI | 1.220         | 1.260         | 1.220        | 1.260         | 1.230              | 1.260         | 1.220              | 3.28       | 14           | 1,455,600     | 1,832,460     |
| <b>Total of Industrial Sector</b>                      |      |               |               |              |               |                    |               |                    |            | 26           | 1,677,459     | 2,158,753     |
| <b>Hotels Sector</b>                                   |      |               |               |              |               |                    |               |                    |            |              |               |               |
| Palestine Hotel  | HPAL | 18.900        | 18.920        | 18.500       | 18.510        | 18.630             | 18.550        | 18.920             | -1.96      | 12           | 904,304       | 16,742,122    |
| <b>Total of Hotels Sector</b>                          |      |               |               |              |               |                    |               |                    |            | 12           | 904,304       | 16,742,122    |
| <b>Agricultural Sector</b>                             |      |               |               |              |               |                    |               |                    |            |              |               |               |
| Iraqi for Seed Production                              | AISP | 4.840         | 4.840         | 4.820        | 4.830         | 4.830              | 4.830         | 4.840              | -0.21      | 22           | 2,404,110     | 11,599,892    |
| <b>Total of Agricultural Sector</b>                    |      |               |               |              |               |                    |               |                    |            | 22           | 2404110       | 11,599,892    |
| <b>Total of Undisclosed</b>                            |      |               |               |              |               |                    |               |                    |            | 72           | 8,436,201     | 34,924,284    |
| <b>Grand Total</b>                                     |      |               |               |              |               |                    |               |                    |            | 1,667        | 1,093,799,157 | 2,025,991,070 |

## Iraq Stock Exchange not trading companies of Sunday 10/5/2026

| Company Names                            | Code | Previous Average Price | Closing Price |
|--|------|------------------------|---------------|
| <b>Banks Sector</b>                      |      |                        |               |
| Kurdistan International Bank             | BKUI | 1.080                  | 1.080         |
| Union Bank of Iraq                       | BUOI | 0.170                  | 0.170         |
| Economy Bank                             | BEFI | 0.230                  | 0.230         |
| Asia Al Iraq Islamic Bank                | BAIB | 0.780                  | 0.780         |
| Cihan Bank for Islamic Investment&Finan  | BCIH | 2.200                  | 2.200         |
| <b>Insurance Sector</b>                  |      |                        |               |
| Dar Al-Salam for Insurance               | NDSA | 0.750                  | 0.750         |
| Gulf Insurance                           | NGIR | 0.430                  | 0.430         |
| <b>Service Sector</b>                    |      |                        |               |
| Rehab Karbalaa                           | HKAR | 0.650                  | 0.650         |
| <b>Industrial Sector</b>                 |      |                        |               |
| Iraqi Engineering Works                  | IIEW | 6.350                  | 6.350         |
| Metallic Industries and Bicycles         | IMIB | 1.900                  | 1.900         |
| <b>Hotels Sector</b>                     |      |                        |               |
| National for Tourist Investment          | HNTI | 9.000                  | 9.000         |
| Tourist Village of Mosul dam             | HTVM | 13.500                 | 13.500        |
| Mansour Hotel                            | HMAN | 47.600                 | 47.600        |
| <b>Agricultural Sector</b>               |      |                        |               |
| Al-Ahlyia agricultural production        | AAHP | 2.110                  | 2.110         |
| Middle East for Production- Fish         | AMEF | 5.990                  | 5.990         |
| Company Names                            | Code | Previous Average Price | Closing Price |
| <b>Banks Sector</b>                      |      |                        |               |
| Erbil Investment & FinanceBank           | BERI | 0.110                  | 0.110         |
| International Islamic Bank               | BINT | 0.200                  | 0.200         |
| Al-Ataa Islamic Bank                     | BLAD | 0.100                  | 0.100         |
| Region Trade Bank                        | BRTB | 1.010                  | 1.010         |
| AL- Mal Islamic Bank                     | BMAL | 1.000                  | 1.000         |
| Trans Iraq Bank Investment               | BTRI | 0.310                  | 0.310         |
| International Development Bank           | BIDB | 1.050                  | 1.050         |
| Al-Mashreq Al-Arabi Islamic Bank         | BAMS | 0.850                  | 0.850         |
| Iraq Noor Islamic Bank for Investment    | BINI | 0.250                  | 0.250         |
| Arab Islamic Bank                        | BAAI | 1.000                  | 1.000         |
| Al-Rajih Islamic Bank                    | BRAJ | 1.000                  | 1.000         |
| AL-Anssari Islamic Bank                  | BANS | 0.050                  | 0.050         |
| Al-Mustashar Islamic Bank for Investmen  | BMUI | 1.000                  | 1.000         |
| Trust International Islamic Bank         | BTRU | 0.750                  | 0.750         |
| World Islamic Bank for Investment        | BWOR | 1.000                  | 1.000         |
| Al janoob Islamic Bank                   | BJAB | 0.940                  | 0.940         |
| Ameen Al-Iraq Islamic Bank               | BAME | 1.000                  | 1.000         |
| <b>Investment Sector</b>                 |      |                        |               |
| Al-Ameen for Financial Investment        | VAMF | 1.260                  | 1.260         |
| AL-Wiaam for Financial Investment        | VWIF | 0.690                  | 0.690         |
| <b>Insurance Sector</b>                  |      |                        |               |
| Al-Hamraa for Insurance                  | NHAM | 4.700                  | 4.700         |
| Alahliya For Insurance                   | NAHF | 0.850                  | 0.850         |
| <b>Industrial Sector</b>                 |      |                        |               |
| Baghdad for Packing Materials            | IBPM | 2.860                  | 2.860         |
| Modern chemical industries               | IMCI | 100.000                | 100.000       |
| <b>Service Sector</b>                    |      |                        |               |
| Al-Ameen Estate Investment               | SAEI | 1.720                  | 1.700         |
| Ibdaa Al-sharq Alwast General Contractin | SIBD | 1.000                  | 1.000         |
| <b>Hotels Sector</b>                     |      |                        |               |
| Ashour Hotel                             | HASH | 29.000                 | 29.000        |
| <b>Agricultural Sector</b>               |      |                        |               |
| AL-Rebass for Poultry&feed               | AREB | -                      | -             |
| Company Names                            | Code | Previous Average Price | Closing Price |
| <b>Banks Sector</b>                      |      |                        |               |
| Al-Qurtas Islamic Bank                   | BQUR | 1.000                  | 1.000         |

**Iraq Stock Exchange**  
**Non Iraqis' Bulletin Sunday May 10 2026**  
**Regular Market**



**Non Iraqi Trading of Regular Market (Buy)**

| Company Names            | Code | No.of trades | Traded Shares  | Trading Volume |
|--------------------------|------|--------------|----------------|----------------|
| <b>Banks Sector</b>      |      |              |                |                |
| Bank Of Baghdad          | BBOB | 3            | 150,000        | 437,500        |
| Investment Bank of Iraq  | BIBI | 1            | 26,813         | 6,703          |
| <b>Total Bank sector</b> |      | <b>4</b>     | <b>176,813</b> | <b>444,203</b> |
| <b>Grand Total</b>       |      | <b>4</b>     | <b>176,813</b> | <b>444,203</b> |

**Non Iraqi Trading of Regular Market (Sell)**

| Company Names            | Code | No.of trades | Traded Shares     | Trading Volume     |
|--------------------------|------|--------------|-------------------|--------------------|
| <b>Banks Sector</b>      |      |              |                   |                    |
| Al-Mansour Bank          | BMNS | 86           | 90,000,000        | 157,500,000        |
| <b>Total Bank sector</b> |      | <b>86</b>    | <b>90,000,000</b> | <b>157,500,000</b> |
| <b>Grand Total</b>       |      | <b>86</b>    | <b>90,000,000</b> | <b>157,500,000</b> |

## OTC Platform Trading Bulletin No (81)

| Company Name                  | Code | highest price | lowest price | Average price | No.of Trades | Traded Volume | Traded Value |
|-------------------------------|------|---------------|--------------|---------------|--------------|---------------|--------------|
| <b>Banks Sector</b>           |      |               |              |               |              |               |              |
| Al-Warka Bank                 | BWAI | 0.170         | 0.170        | 0.170         | 1            | 10,000        | 1,700        |
| Total Of Money Service Sector |      |               |              |               | 1            | 10,000        | 1,700        |
| <b>Industrial Sector</b>      |      |               |              |               |              |               |              |
| Kirkuk producing construction | IKFP | 2.800         | 2.800        | 2.800         | 1            | 1,719         | 4,813        |
| Total Of Industrial Sector    |      |               |              |               | 1            | 1,719         | 4,813        |
| <b>Total</b>                  |      |               |              |               | <b>2</b>     | <b>11,719</b> | <b>6,513</b> |

## Not Trading OTC Companies

| Company Name                        | Code | Previous Average price |
|-------------------------------------|------|------------------------|
| <b>Banks Sector</b>                 |      |                        |
| Hammurabi Commercial Bank           | BHAM | —                      |
| Al-Sanam Islamic Bank               | BSAN | 3.000                  |
| <b>Money Service Sector</b>         |      |                        |
| Karmal Brokerage                    | FKSX | 10.000                 |
| Iraqi Deposit Insurance Corporation | FIDI | 1.000                  |
| Rabee Securities                    | FRSE | 9.500                  |
| Ishtar Gate for e-Paymant           | FISH | 1.000                  |
| Sama Baghdad Exchange               | FSBE | —                      |
| <b>Insurance Sector</b>             |      |                        |
| Shatt Al Arab Insurance             | NSHA | 1.000                  |
| Al Badia Insurance                  | NBAD | —                      |
| Kurdistan Insurance                 | NKUI | 0.500                  |
| Elaf Insurance                      | NELF | —                      |
| Dilina Insurance Company            | NDIL | —                      |

Iraq Stock Exchange

Sunday 10/5/2026



سوق العراق للاوراق المالية  
IRAQ STOCK EXCHANGE

## Not Trading Bonds Bulletin

| Bond type                      | Publish type | Code  | last trading price | immortilize date |
|--------------------------------|--------------|-------|--------------------|------------------|
| Banaa Bonds /Million ID        | Second       | CB20  | 964,981            | 19/12/2025       |
| Eamar Bonds /Million ID        | First        | CB30  | 1,001,095          | —                |
| Eamar Bonds /Million ID        | Second       | CB40  | —                  | —                |
| Eamar Bonds /500 Thousand ID   | Third        | CB45  | —                  | —                |
| Eamar Bonds /Million ID        | Third        | CB50  | —                  | —                |
| Injaz Bonds /500 Thousand ID   | First        | CB55  | —                  | —                |
| Injaz Bonds /Million ID        | First        | CB60  | 951,110            | —                |
| Injaz Bonds /500 Thousand ID   | Second       | CB65  | 507,301            | —                |
| Injaz Bonds /Million ID        | Second       | CB70  | 965,050            | —                |
| Injaz Bonds /500 Thousand ID   | Third        | CB75  | —                  | —                |
| Injaz Bonds /Million ID        | Third        | CB80  | 978,182            | —                |
| National Bonds/Million ID      | First        | CB90  | —                  | —                |
| National Bonds/500 Thousand ID | Second       | CB95  | —                  | —                |
| National Bonds/Million ID      | Second       | CB100 | —                  | —                |