

Iraq Stock Exchange

Bulletin No (46)



ISX Trading Indices of Tuesday 10/3/2026

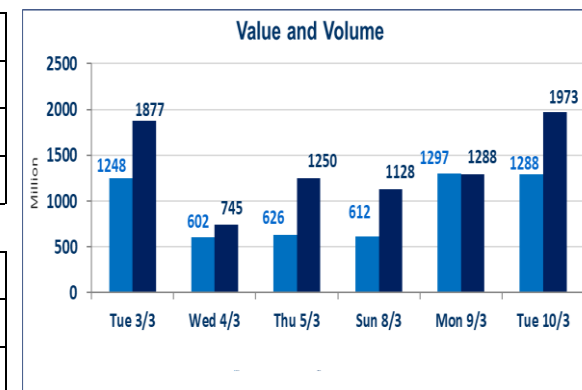
Traded Volume and OTC	1,288,961,320
-----------------------	---------------

Traded Value and OTC	1,973,731,199
----------------------	---------------

Traders	1265
---------	------

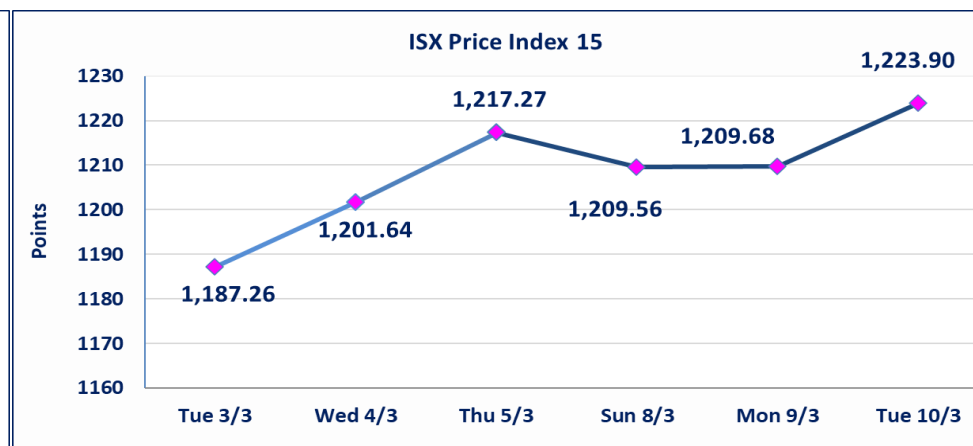
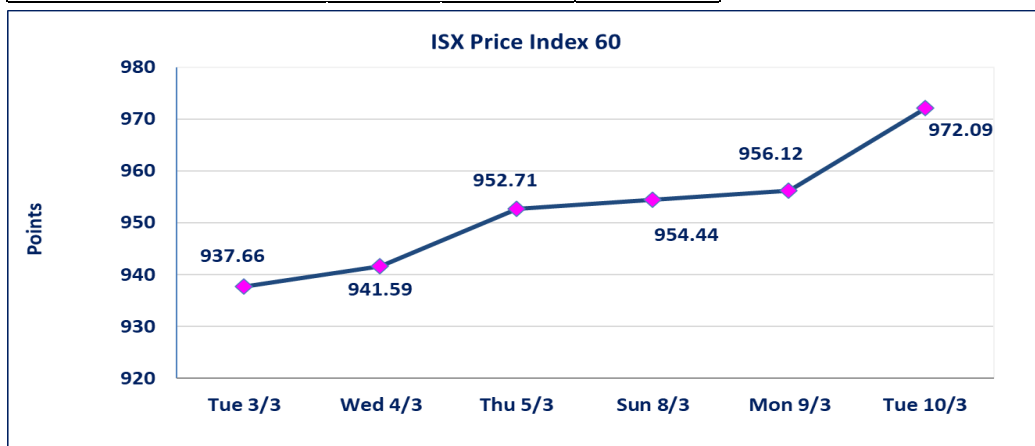
ISX Index 60	972.09
Previous ISX Index60	956.12
Change %	1.67
Change	15.97

ISX Index 15	1223.90
Previous ISX Index15	1209.68
Change %	1.18
Change	14.22



Listed Companies	104	OTC	14
Traded Listed Companies	47	OTC	1
GAM Companies	1		
Suspended Companies	10		

Non Traded listed	46	OTC	13
Higher Companies	27		
Lower Companies	2		



ISX top gaining and losing companies

Tuesday 10/3/2026

Gainers

Company Name	Closing Price	Change (%)	Traded Volume
Sumer Commercial Bank	0.150	7.14	232,076,817
Al -Khazer Construction Materials	1.260	5.00	2,930,000
Al-Hamraa for Insurance	4.000	4.99	75,232
Baghdad -Iraq Transportation	22.230	4.96	1,860,909
Iraqi Carton Manufactories	2.980	4.93	3,938,388

Losers

Company Name	Closing Price	Change (%)	Traded Volume
Gulf Commercial Bank	0.330	-2.94	126,083,133
AL-Badia for General Trans	0.830	-1.19	48,868

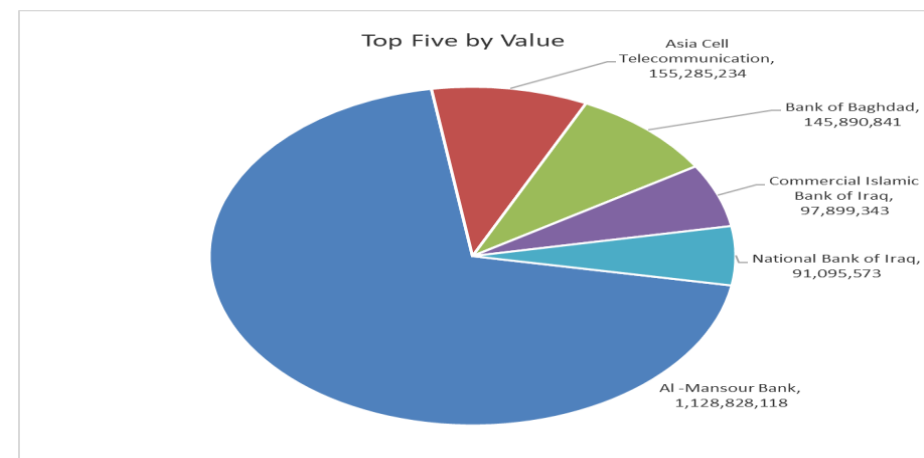
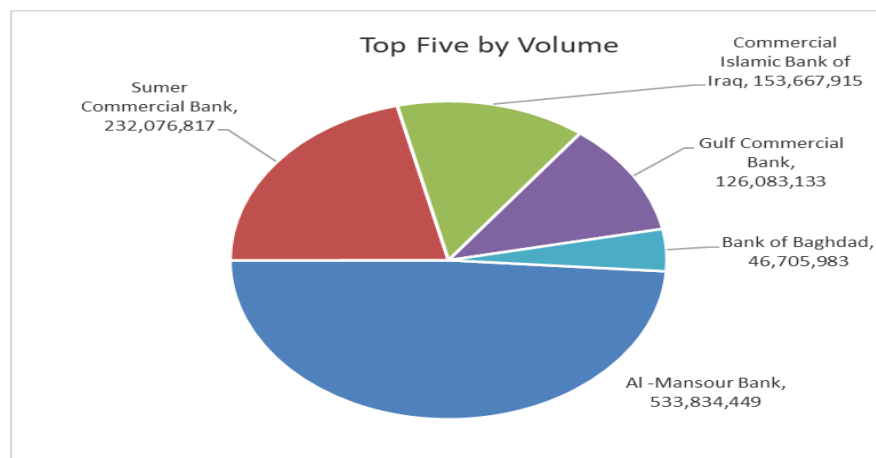
The most active companies in term of traded volume and value

Traded Volume

Company Name	Closing Price	Change (%)	Traded Volume
Al -Mansour Bank	2.130	1.91	533,834,449
Sumer Commercial Bank	0.150	7.14	232,076,817
Commercial Islamic Bank of Iraq	0.660	4.76	153,667,915
Gulf Commercial Bank	0.330	-2.94	126,083,133
Bank of Baghdad	3.150	1.94	46,705,983

Traded Value

Company Name	Closing Price	Change (%)	Traded Value
Al -Mansour Bank	2.130	1.91	1,128,828,118
Asia Cell Telecommunication	14.800	1.09	155,285,234
Bank of Baghdad	3.150	1.94	145,890,841
Commercial Islamic Bank of Iraq	0.660	4.76	97,899,343
National Bank of Iraq	4.710	2.39	91,095,573



Regular Market Bulletin No (46)



Company Name	Code	opening Price	highest price	lowest price	Average price	Prev Average price	Closing Price	prev closing price	change (%)	No.of Trades	Traded Volume	Traded Value
Banks Sector												
Ashur International Bank	BASH	0.240	0.240	0.240	0.240	0.230	0.240	0.230	4.35	1	2,000,000	480,000
Bank of Baghdad	BBOB	3.090	3.160	3.090	3.120	3.070	3.150	3.090	1.94	129	46,705,983	145,890,841
Commercial Islamic Bank of Iraq	BCOI	0.630	0.660	0.630	0.640	0.630	0.660	0.630	4.76	52	153,667,915	97,899,343
Economy Bank	BEFI	0.220	0.220	0.220	0.220	0.220	0.220	0.220	0.00	24	43,900,000	9,658,000
Gulf Commercial Bank	BGUC	0.340	0.340	0.330	0.330	0.340	0.330	0.340	-2.94	16	126,083,133	41,614,934
Investment Bank of Iraq	BIBI	0.220	0.230	0.220	0.220	0.220	0.220	0.220	0.00	24	13,185,800	2,900,976
Iraqi Islamic Bank	BIIB	1.000	1.020	1.000	1.020	1.000	1.020	1.000	2.00	17	10,925,863	11,092,290
Middle East Bank	BIME	0.060	0.060	0.060	0.060	0.060	0.060	0.060	0.00	26	11,216,513	672,991
Mosul Bank For Investment	BMFI	0.140	0.140	0.140	0.140	0.140	0.140	0.140	0.00	3	1,863,390	260,875
Al -Mansour Bank	BMNS	2.090	2.150	2.080	2.110	2.090	2.130	2.090	1.91	333	533,834,449	1,128,828,118
National Bank of Iraq	BNOI	4.600	4.710	4.600	4.670	4.600	4.710	4.600	2.39	62	19,521,255	91,095,573
United Bank	BUND	0.050	0.050	0.050	0.050	0.050	0.050	0.050	0.00	13	198,807	9,940
Union Bank of Iraq	BUOI	0.170	0.170	0.170	0.170	0.170	0.170	0.170	0.00	1	6,782	1,153
Total of Banks Sector										701	963,109,890	1,530,405,034
Telecommunication Sector												
Asia Cell Telecommunication	TASC	14.640	14.990	14.640	14.740	14.640	14.800	14.640	1.09	109	10,531,963	155,285,234
Al-Khatam Telecom	TZNI	3.600	3.670	3.600	3.640	3.570	3.600	3.500	2.86	9	347,446	1,265,986
Total of Telecommunication Sector										118	10,879,409	156,551,220
Insurance Sector												
Al-Ameen for Insurance	NAME	0.940	0.950	0.940	0.940	0.940	0.950	0.940	1.06	3	954,154	897,905
Total of Insurance Sector										3	954,154	897,905
Service Sector												
Baghdad -Iraq Transportation	SBPT	21.180	22.230	21.180	22.080	21.000	22.230	21.180	4.96	60	1,860,909	41,092,662
Mamoura Realestate	SMRI	3.180	3.190	3.180	3.190	3.160	3.190	3.150	1.27	9	427,788	1,363,996
Total of Service Sector										69	2,288,697	42,456,658
Industrial Sector												
Baghdad Soft Drinks	IBSD	5.640	5.710	5.640	5.690	5.640	5.710	5.640	1.24	60	6,869,873	39,088,386
Iraqi Date Processing and Marke	IIDP	2.580	2.670	2.580	2.620	2.560	2.670	2.550	4.71	3	29,385	76,875
Iraqi Engineering Works	IIEW	5.500	5.500	5.500	5.500	5.500	5.500	5.500	0.00	1	15,852	87,186
Iraqi For Tufted Carpets	IITC	17.500	17.500	17.500	17.500	17.500	17.500	17.500	0.00	2	560	9,800
Al -Khazer Construction Material	IKHC	1.200	1.260	1.200	1.200	1.200	1.260	1.200	5.00	5	2,930,000	3,519,000
Al-Kindi of Veterinary Vaccines	IKLV	2.500	2.500	2.500	2.500	2.500	2.500	2.500	0.00	14	3,196,400	7,991,000
Al-Mansour Pharmaceuticals Ind	IMAP	2.080	2.130	2.080	2.090	2.060	2.100	2.080	0.96	36	22,169,747	46,354,835
Modern Sewing	IMOS	5.300	5.300	5.300	5.300	5.300	5.300	5.300	0.00	1	35,000	185,500
Total of Industrial Sector										122	35,246,817	97,312,582
Hotels Sector												
Baghdad Hotel	HBAG	11.580	11.580	11.580	11.580	11.500	11.580	11.550	0.26	1	126	1,459
Ishtar Hotels	HISH	9.000	9.000	9.000	9.000	8.950	9.000	9.000	0.00	2	199,900	1,799,100
Mansour Hotel	HMAN	48.000	50.000	48.000	49.820	47.770	50.000	47.770	4.67	14	1,078,000	53,706,500
Total of Hotels Sector										17	1,278,026	55,507,059
Agricultural Sector												
Babil Animal & Vegetable Produ	ABAP	6.700	6.700	6.650	6.670	6.680	6.650	6.650	0.00	3	3,000	20,024
Agricultural Products Meat	AIPM	4.600	4.600	4.600	4.600	4.600	4.600	4.600	0.00	2	25,931	119,283
Total of Agricultural Sector										5	28,931	139,307
Total Of Regular										1,035	1,013,785,924	1,883,269,765

Second Platform Market Bulletin No (46)



Company Name	Code	opening Price	highest price	lowest price	Average price	Prev Average price	Closing Price	prev closing price	change (%)	No.of Trades	Traded Volume	Traded Value
Banks Sector												
International Islamic Bank	BINT	0.200	0.200	0.200	0.200	0.200	0.200	0.200	0.00	2	5,871,136	1,174,227
Credit Bank Of Iraq	BROI	0.610	0.610	0.610	0.610	0.610	0.610	0.610	0.00	1	641,629	391,394
Total of Banks Sector										3	6,512,765	1,565,621
Insurance Sector												
Al-Hamraa for Insurance	NHAM	4.000	4.000	4.000	4.000	3.810	4.000	3.810	4.99	4	75,232	300,928
Total of Insurance Sector										4	75,232	300,928
Industrial Sector												
Al-Ameen Estate Investment	SAEI	1.790	1.890	1.790	1.820	1.790	1.880	1.800	4.44	43	4,616,164	8,419,492
Total of Industrial Sector										43	4,616,164	8,419,492
Industrial Sector												
Fallujah for construction Mater	IFCM	2.750	2.870	2.750	2.810	2.730	2.800	2.750	1.82	15	738,000	2,072,850
Total of Industrial Sector										15	738,000	2,072,850
Hotels Sector												
Ashour Hotel	HASH	27.000	28.000	27.000	27.010	27.000	28.000	27.000	3.70	3	136,739	3,692,953
Total of Hotels Sector										3	136,739	3,692,953
Total of Non Regular										68	12,078,900	16,051,844

Undisclosed Platform Companies Bulletin No (46)



Company Name	Code	opening Price	highest price	lowest price	Average price	Prev Average price	Closing Price	prev closing price	change (%)	No.of Trades	Traded Volume	Traded Value
Banks Sector												
Sumer Commercial Bank	BSUC	0.140	0.150	0.140	0.140	0.130	0.150	0.140	7.14	48	232,076,817	32,510,809
Total of Banks Sector										48	232,076,817	32,510,809
Industrial Sector												
AL-Badia for General Trans	SBAG	0.830	0.830	0.830	0.830	0.840	0.830	0.840	-1.19	6	48,868	40,560
Total of Industrial Sector										6	48,868	40,560
Industrial Sector												
Electronic Industry	IELI	1.800	1.800	1.800	1.800	1.790	1.800	1.800	0.00	2	599,490	1,079,082
Al-Hilal Industries	IHLI	1.500	1.500	1.500	1.500	1.500	1.500	1.500	0.00	1	248,485	372,728
Iraqi Carton Manufactories	IICM	2.840	2.980	2.840	2.980	2.840	2.980	2.840	4.93	27	3,938,388	11,718,845
Modern Construction Materials	IMCM	1.190	1.190	1.190	1.190	1.140	1.190	1.140	4.39	1	5,000	5,950
National Chemical &Plastic	INCP	1.850	1.970	1.850	1.900	1.880	1.970	1.880	4.79	4	50,675	96,073
The Light Industries	ITLI	1.290	1.310	1.270	1.290	1.260	1.300	1.260	3.17	14	3,054,765	3,937,845
Total of Industrial Sector										49	7,896,803	17,210,522
Hotels Sector												
Palestine Hotel	HPAL	19.200	19.200	19.000	19.150	19.000	19.200	19.000	1.05	28	672,849	12,883,499
Total of Hotels Sector										28	672,849	12,883,499
Agricultural Sector												
Iraqi for Seed Production	AISP	4.910	4.910	4.900	4.910	4.920	4.910	4.910	0.00	23	1,768,913	8,684,363
Total of Agricultural Sector										23	1768913	8,684,363
Total of Undisclosed										154	242,464,250	71,329,753
Grand Total										1,257	1,268,329,074	1,970,651,362

Iraq Stock Exchange not trading companies of Tuesday 10/3/2026

Company Names	Code	Previous Average Price	Closing Price
Banks Sector			
Al-Taif Islamic Bank	BTIB	0.670	0.670
Elaf Islamic Bank	BELF	0.260	0.260
Kurdistan International Bank	BKUI	1.100	1.100
National Islamic Bank	BNAI	0.750	0.750
Asia Al Iraq Islamic Bank	BAIB	0.780	0.780
Cihan Bank for Islamic Investment&Finan	BCIH	2.200	2.200
Insurance Sector			
Dar Al-Salam for Insurance	NDSA	0.700	0.700
Gulf Insurance	NGIR	0.430	0.430
Service Sector			
Al-Mosul for funfairs	SMOF	6.800	6.800
AL-Nukhba for Construction	SNUC	0.770	0.770
Rehab Karbalaa	HKAR	0.660	0.660
Kharkh Tour Amuzement City	SKTA	4.000	4.190
Industrial Sector			
Ready Made Clothes	IRMC	2.100	2.100
Metallic Industries and Bicycles	IMIB	1.840	1.840
Hotels Sector			
Tourist Village of Mosul dam	HTVM	13.000	13.000
Babylon Hotel	HBAY	102.000	102.000
National for Tourist Investment	HNTI	9.200	9.200
Al-Sadeer Hotel	HSAD	23.000	23.000
Agricultural Sector			
Al-Ahlyia agricultural production	AAHP	2.560	2.550
Middle East for Production- Fish	AMEF	5.990	5.990
Modern for Animal Production	AMAP	0.360	0.360
Iraqi Agricultural Products	AIRP	10.000	10.000
Company Names	Code	Previous Average Price	Closing Price
Banks Sector			
Region Trade Bank	BRTB	1.000	1.010
Arab Islamic Bank	BAAI	1.000	1.000
Al-Rajih Islamic Bank	BRAJ	1.000	1.000
Erbil Investment & FinanceBank	BERI	0.110	0.110
AL-Anssari Islamic Bank	BANS	0.050	0.050
Trans Iraq Bank Investment	BTRI	0.310	0.310
Al-Mashreq Al-Arabi Islamic Bank	BAMS	0.850	0.850
Al-Mustashar Islamic Bank for Investmen	BMUI	1.000	1.000
Al-Qabidh Islamic Bank	BQAB	0.090	0.090
Trust International Islamic Bank	BTRU	0.750	0.750
World Islamic Bank for Investment	BWOR	1.000	1.000
Al janoob Islamic Bank	BJAB	0.940	0.940
Ameen Al-Iraq Islamic Bank	BAME	1.000	1.000
Iraq Noor Islamic Bank for Investment	BINI	0.250	0.250
Al-Ataa Islamic Bank	BLAD	0.100	0.100
Insurance Sector			
Alahliya For Insurance	NAHF	0.850	0.850
Investment Sector			
Al-Ameen for Financial Investment	VAMF	1.200	1.200
Industrial Sector			
National Furniture Industries	IHFI	1.000	1.000
Baghdad for Packing Materials	IBPM	2.850	2.850
Modern chemical industries	IMCI	100.000	100.000
Service Sector			
Ibdaa Al-sharq Alwast General Contractin	SIBD	1.000	1.000
Agricultural Sector			
AL-Rebass for Poultry&feed	AREB	-	-
Company Names	Code	Previous Average Price	Closing Price
Banks Sector			
Al-Qurtas Islamic Bank	BQUR	1.000	1.000
Service Sector			
General Transportation	SIGT	1.740	1.740



Non Iraqi Trading of Regular Market (Sell)

Company Names	Code	No.of trades	Traded Shares	Trading Volume
Banks Sector				
Bank Of Baghdad	BBOB	17	10,000,000	31,250,000
Total Bank sector		17	10,000,000	31,250,000
Telecommunication Sector				
Asia cell	TASC	46	6,500,000	95,678,332
Total Telecommunication sector		46	6,500,000	95,678,332
Grand Total		63	16,500,000	126,928,332

Non Iraqi Trading of Second Market (Sell)

Company Names	Code	No.of trades	Traded Shares	Trading Volume
Insurance Sector				
Al-Hamraa for Insurance	NHAM	3	68,232	272,928
Total Insurance sector		3	68,232	272,928
Grand Total		3	68,232	272,928

OTC Platform Trading Bulletin No (46)

Company Name	Code	highest price	lowest price	Average price	No.of Trades	Traded Volume	Traded Value
Banks Sector							
Al-Warka Bank	BWAI	0.150	0.140	0.150	8	20,632,246	3,079,837
Total Of Money Service Sector					8	20,632,246	3,079,837
Total					8	20,632,246	3,079,837

Not Trading OTC Companies

Company Name	Code	Previous Average price
Banks Sector		
Hammurabi Commercial Bank	BHAM	—
Al-Sanam Islamic Bank	BSAN	3.000
Industrial Sector		
Kirkuk producing constructional materials	IKFP	2.380
Money Service Sector		
Iraqi Deposit Insurance Corporation	FIDI	1.000
Karmal Brokerage	FKSX	10.000
Rabee Securities	FRSE	9.500
Ishtar Gate for e-Paymant	FISH	1.000
Sama Baghdad Exchange	FSBE	—
Insurance Sector		
Al Badia Insurance	NBAD	—
Kurdistan Insurance	NKUI	0.500
Shatt Al Arab Insurance	NSHA	1.000
Elaf Insurance	NELF	—
Dilina Insurance Company	NDIL	—

Iraq Stock Exchange

Tuesday 10/3/2026



سوق العراق للاوراق المالية
IRAQ STOCK EXCHANGE

Not Trading Bonds Bulletin

Bond type	Publish type	Code	last trading price	immortilize date
Banaa Bonds /Million ID	Second	CB20	964,981	19/12/2025
Eamar Bonds /Million ID	First	CB30	1,001,095	—
Eamar Bonds /Million ID	Second	CB40	—	—
Eamar Bonds /500 Thousand ID	Third	CB45	—	—
Eamar Bonds /Million ID	Third	CB50	—	—
Injaz Bonds /500 Thousand ID	First	CB55	—	—
Injaz Bonds /Million ID	First	CB60	—	—
Injaz Bonds /500 Thousand ID	Second	CB65	503,793	—
Injaz Bonds /Million ID	Second	CB70	1,026,082	—
Injaz Bonds /500 Thousand ID	Third	CB75	—	—
Injaz Bonds /Million ID	Third	CB80	978,182	—
National Bonds/Million ID	First	CB90	—	—
National Bonds/500 Thousand ID	Second	CB95	—	—
National Bonds/Million ID	Second	CB100	—	—