

Iraq Stock Exchange

Bulletin No (113)



سوق العراق للأوراق المالية
IRAQ STOCK EXCHANGE

ISX Trading Indices of Wednesday 1/7/2026

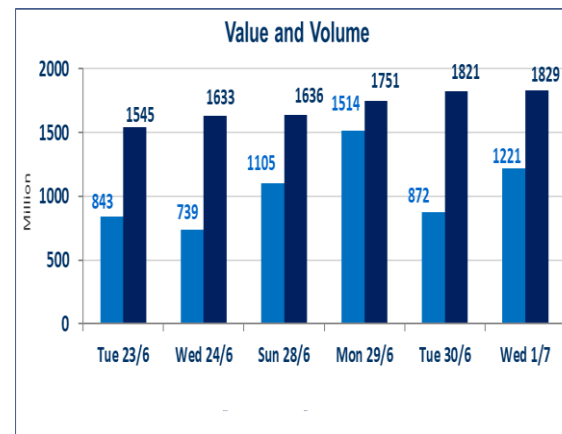
Traded Volume and OTC	1,221,109,716
-----------------------	----------------------

Traded Value and OTC	1,829,467,767
----------------------	----------------------

Traders	1204
---------	-------------

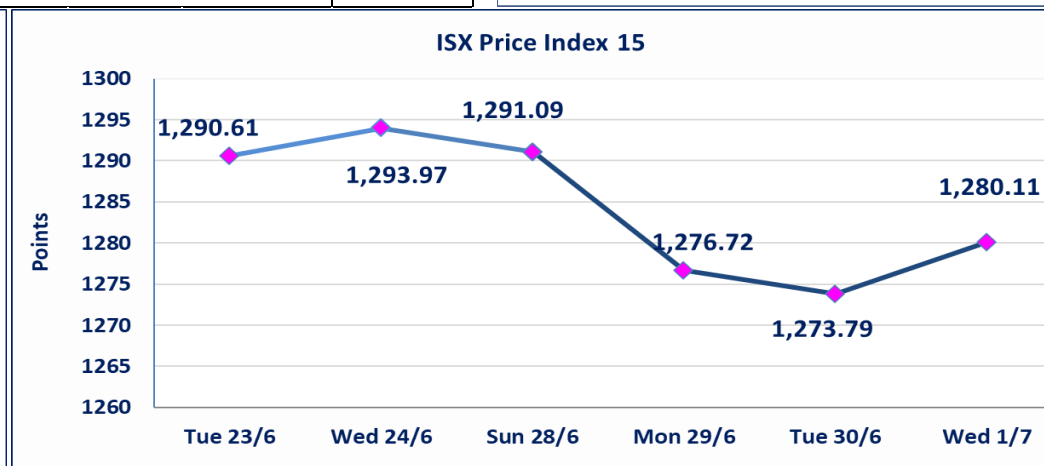
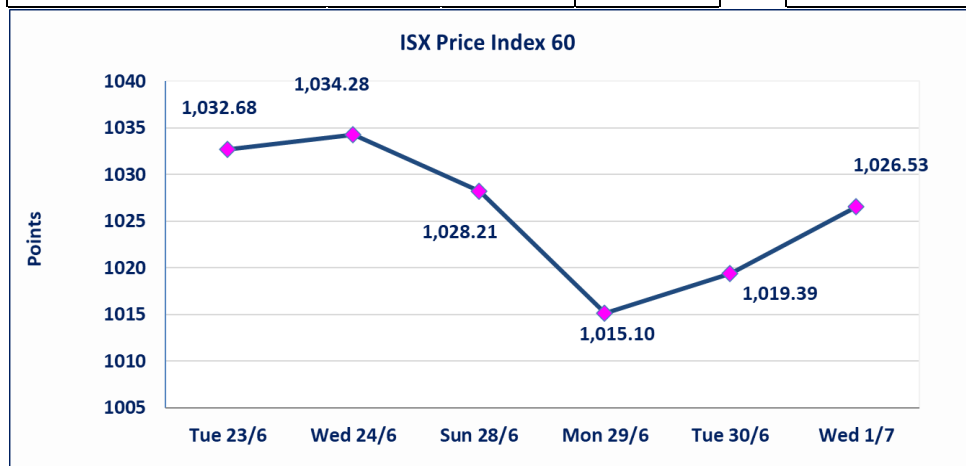
ISX Index 60	1026.53
Previous ISX Index60	1019.39
Change %	0.70
Change	7.14

ISX Index 15	1280.11
Previous ISX Index15	1273.79
Change %	0.50
Change	6.32



Listed Companies	103	OTC	17
Traded Listed Companies	44	OTC	1
GAM Companies	5		
Suspended Companies	8		

Non Traded listed	46	OTC	15
Higher Companies	13		
Lower Companies	8		
GAM Companies OTC	1		



ISX top gaining and losing companies

Wednesday 1/7/2026

Gainers

Company Name	Closing Price	Change (%)	Traded Volume
Sumer Commercial Bank	0.230	15.00	417,641,944
Iraqi Date Processing and Market	2.650	10.42	384,119
Al -Khazer Construction Materials	1.250	8.70	26,306
Al-Khatam Telecom	3.950	5.33	133,596
Baghdad Hotel	13.100	4.80	1,900,952

Losers

Company Name	Closing Price	Change (%)	Traded Volume
Babil Animal & Vegetable Product	8.010	-8.87	237,337
Kurdistan International Bank	1.450	-3.97	21,828
Investment Bank of Iraq	0.330	-2.94	13,500,000
Al-Hilal Industries	1.520	-1.94	36,972
Iraqi Carton Manufactories	2.700	-1.82	3,253

The most active companies in term of traded volume and value

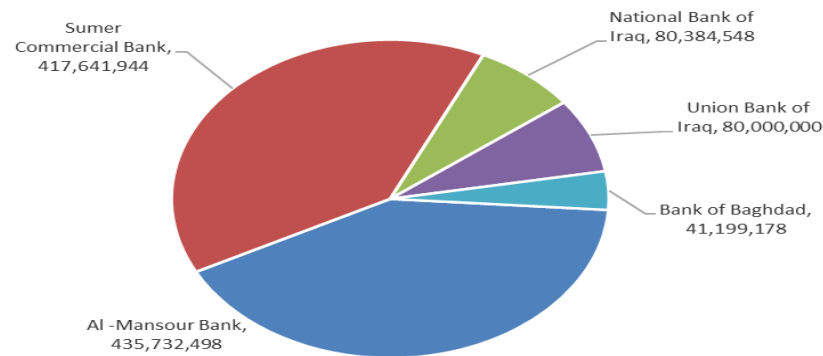
Traded Volume

Company Name	Closing Price	Change (%)	Traded Volume
Al -Mansour Bank	1.940	1.04	435,732,498
Sumer Commercial Bank	0.230	15.00	417,641,944
National Bank of Iraq	4.050	-0.25	80,384,548
Union Bank of Iraq	0.160	0.00	80,000,000
Bank of Baghdad	3.020	2.37	41,199,178

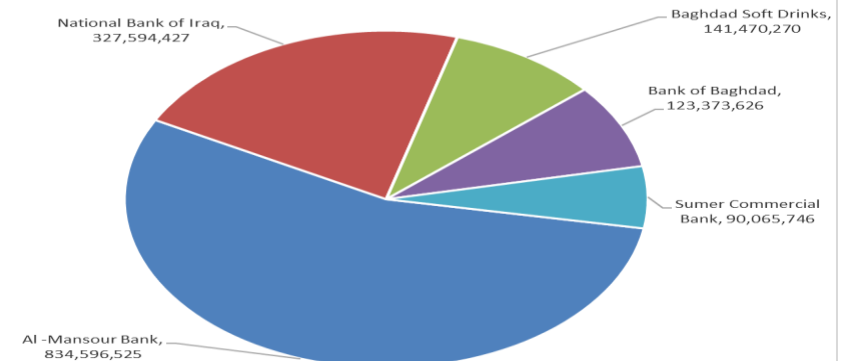
Traded Value

Company Name	Closing Price	Change (%)	Traded Value
Al -Mansour Bank	1.940	1.04	834,596,525
National Bank of Iraq	4.050	-0.25	327,594,427
Baghdad Soft Drinks	6.720	0.75	141,470,270
Bank of Baghdad	3.020	2.37	123,373,626
Sumer Commercial Bank	0.230	15.00	90,065,746

Top Five by Volume



Top Five by Value



Regular Market Bulletin No (113)



Company Name	Code	opening Price	highest price	lowest price	Average price	Prev Average price	Closing Price	prev closing price	change (%)	No.of Trades	Traded Volume	Traded Value
Banks Sector												
Ashur International Bank	BASH	0.340	0.350	0.330	0.340	0.320	0.330	0.330	0.00	10	9,717,164	3,258,836
Bank of Baghdad	BBOB	2.960	3.020	2.950	2.990	2.950	3.020	2.950	2.37	84	41,199,178	123,373,626
Commercial Islamic Bank of Iraq	BCOI	0.670	0.670	0.660	0.660	0.650	0.660	0.660	0.00	11	5,398,402	3,563,045
Economy Bank	BEFI	0.230	0.240	0.230	0.230	0.230	0.230	0.230	0.00	16	25,896,296	5,956,198
Gulf Commercial Bank	BGUC	0.350	0.350	0.350	0.350	0.350	0.350	0.350	0.00	13	21,000,000	7,350,000
Investment Bank of Iraq	BIBI	0.340	0.340	0.330	0.340	0.340	0.330	0.340	-2.94	10	13,500,000	4,580,000
Iraqi Islamic Bank	BIIB	1.120	1.120	1.100	1.110	1.100	1.100	1.120	-1.79	15	1,331,882	1,479,464
Middle East Bank	BIME	0.080	0.080	0.070	0.080	0.080	0.080	0.080	0.00	8	14,424,942	1,136,116
Kurdistan International Bank	BKUI	1.450	1.450	1.450	1.450	1.510	1.450	1.510	-3.97	6	21,828	31,651
Al -Mansour Bank	BMNS	1.920	1.940	1.900	1.920	1.920	1.940	1.920	1.04	251	435,732,498	834,596,525
National Bank of Iraq	BNOI	4.070	4.140	4.050	4.080	4.030	4.050	4.060	-0.25	113	80,384,548	327,594,427
Sumer Commercial Bank	BSUC	0.200	0.230	0.200	0.220	0.200	0.230	0.200	15.00	134	417,641,944	90,065,746
United Bank	BUND	0.060	0.060	0.060	0.060	0.050	0.060	0.060	0.00	24	580,000	34,800
Union Bank of Iraq	BUOI	0.160	0.160	0.160	0.160	0.160	0.160	0.160	0.00	16	80,000,000	12,800,000
Total of Banks Sector										711	1,146,828,682	1,415,820,433
Telecommunication Sector												
Asia Cell Telecommunication	TASC	16.400	16.450	16.350	16.390	16.420	16.430	16.400	0.18	121	3,849,828	63,105,364
Al-Khatam Telecom	TZNI	3.750	4.000	3.750	3.880	3.760	3.950	3.750	5.33	12	133,596	518,862
Total of Telecommunication Sector										133	3,983,424	63,624,227
Insurance Sector												
Al-Ameen for Insurance	NAME	0.880	0.880	0.880	0.880	0.870	0.880	0.870	1.15	1	14,431	12,699
Total of Insurance Sector										1	14,431	12,699
Service Sector												
Baghdad -Iraq Transportation	SBPT	22.250	22.250	22.250	22.250	22.260	22.250	22.250	0.00	7	110,606	2,460,984
Mamoura Realestate	SMRI	3.730	3.730	3.600	3.620	3.720	3.680	3.730	-1.34	19	5,592,912	20,240,584
Total of Service Sector										26	5,703,518	22,701,568
Industrial Sector												
Baghdad Soft Drinks	IBSD	6.670	6.750	6.670	6.710	6.670	6.720	6.670	0.75	131	21,072,805	141,470,270
Iraqi Date Processing and Marketing	IIDP	2.400	2.650	2.400	2.420	2.400	2.650	2.400	10.42	7	384,119	929,912
Iraqi Engineering Works	IIEW	5.600	5.600	5.600	5.600	5.600	5.600	5.600	0.00	3	1,800,912	10,085,107
Iraqi For Tufted Carpets	IITC	22.500	22.500	22.500	22.500	22.550	22.500	22.500	0.00	1	4,400	99,000
Al -Khazer Construction Materials	IKHC	1.290	1.290	1.250	1.280	1.150	1.250	1.150	8.70	2	26,306	33,627
Al-Mansour Pharmaceuticals Industry	IMAP	2.600	2.600	2.600	2.600	2.600	2.600	2.600	0.00	10	2,659,908	6,915,761
Modern Sewing	IMOS	5.420	5.600	5.420	5.450	5.420	5.600	5.420	3.32	4	6,500,000	35,408,750
Ready Made Clothes	IRMC	2.400	2.400	2.400	2.400	2.400	2.400	2.400	0.00	3	150,000	360,000
Total of Industrial Sector										161	32,598,450	195,302,427
Hotels Sector												
Baghdad Hotel	HBAG	12.500	13.100	12.500	12.840	12.380	13.100	12.500	4.80	30	1,900,952	24,399,501
Tourist Village of Mosul dam	HTVM	14.250	14.250	14.250	14.250	14.250	14.250	14.250	0.00	1	104	1,482
Total of Hotels Sector										31	1,901,056	24,400,983
Agricultural Sector												
Babil Animal & Vegetable Production	ABAP	8.790	9.000	8.010	8.260	8.250	8.010	8.790	-8.87	20	237,337	1,960,561
Modern for Animal Production	AMAP	0.370	0.370	0.370	0.370	0.370	0.370	0.370	0.00	3	1,022,448	378,306
Total of Agricultural Sector										23	1,259,785	2,338,866
Total Of Regular										1,086	1,192,289,346	1,724,201,204

Second Platform Market Bulletin No (113)



Company Name	Code	opening Price	highest price	lowest price	Average price	Prev Average price	Closing Price	prev closing price	change (%)	No.of Trades	Traded Volume	Traded Value
Banks Sector												
International Islamic Bank	BINT	0.240	0.240	0.240	0.240	0.240	0.240	0.240	0.00	1	19,880	4,771
Credit Bank Of Iraq	BROI	0.560	0.560	0.560	0.560	0.540	0.560	0.550	1.82	4	402,030	225,137
Total of Banks Sector										5	421,910	229,908
Insurance Sector												
Al-Hamraa for Insurance	NHAM	5.100	5.100	5.100	5.100	5.130	5.100	5.100	0.00	1	107	546
Total of Insurance Sector										1	107	546
Service Sector												
Al-Ameen Estate Investment	SAEI	1.680	1.680	1.670	1.680	1.650	1.670	1.640	1.83	3	25,916	43,480
Total of Industrial Sector										3	25,916	43,480
Insurance Sector												
AL-Wiaam for Financial Investm	VWIF	0.690	0.690	0.690	0.690	1.260	0.690	0.690	0.00	1	720	497
Total of Insurance Sector										1	720	497
Industrial Sector												
Fallujah for construction Materi	IFCM	2.800	2.800	2.770	2.770	2.770	2.770	2.770	0.00	10	2,423,397	6,715,810
Total of Industrial Sector										10	2,423,397	6,715,810
Total of Non Regular										20	2,872,050	6,990,240

Undisclosed Platform Companies Bulletin No (113)



Company Name	Code	opening Price	highest price	lowest price	Average price	Prev Average price	Closing Price	prev closing price	change (%)	No.of Trades	Traded Volume	Traded Value
Service Sector												
AL-Badia for General Trans	SBAG	1.450	1.450	1.450	1.450	1.450	1.450	1.450	0.00	1	333	483
General Transportation	SIGT	1.750	1.750	1.750	1.750	1.710	1.750	1.750	0.00	2	4,138	7,242
Total of Industrial Sector										3	4,471	7,724
Industrial Sector												
Electronic Industry	IELI	1.600	1.600	1.600	1.600	1.600	1.600	1.600	0.00	1	310	496
Al-Hilal Industries	IHLI	1.520	1.520	1.520	1.520	1.590	1.520	1.550	-1.94	1	36,972	56,197
Iraqi Carton Manufactories	IICM	2.700	2.700	2.700	2.700	2.750	2.700	2.750	-1.82	1	3,253	8,783
The Light Industries	ITLI	1.330	1.340	1.320	1.330	1.330	1.330	1.330	0.00	12	6,048,130	8,039,013
Total of Industrial Sector										15	6,088,665	8,104,489
Agricultural Sector												
Iraqi for Seed Production	AISP	6.800	6.950	6.800	6.820	6.810	6.800	6.800	0.00	77	13,074,418	89,154,802
Total of Agricultural Sector										77	13,074,418	89,154,802
Total of Undisclosed										95	19,167,554	97,267,016
Grand Total										1,201	1,214,328,950	1,828,458,460

Iraq Stock Exchange not trading companies of Wednesday 1/7/2026

Company Names	Code	Previous Average Price	Closing Price
Banks Sector			
Mosul Bank For Investment	BMFI	0.140	0.140
Al-Taif Islamic Bank	BTIB	0.950	0.950
Elaf Islamic Bank	BELF	0.250	0.290
National Islamic Bank	BNAI	1.100	1.100
Asia Al Iraq Islamic Bank	BAIB	0.950	0.950
Cihan Bank for Islamic Investment&Finan	BCIH	2.200	2.200
Insurance Sector			
Gulf Insurance	NGIR	0.440	0.440
Dar Al-Salam for Insurance	NDSA	0.780	0.780
Service Sector			
Kharkh Tour Amuzement City	SKTA	4.500	4.500
Al-Mosul for funfairs	SMOF	7.000	7.000
AL-Nukhba for Construction	SNUC	0.710	0.710
Rehab Karbalaa	HKAR	0.650	0.650
Industrial Sector			
Al-Kindi of Veterinary Vaccines	IKLV	2.850	2.850
Metallic Industries and Bicycles	IMIB	2.000	2.000
Hotels Sector			
Ishtar Hotels	HISH	9.000	9.000
National for Tourist Investment	HNTI	9.000	9.000
Babylon Hotel	HBAY	103.000	103.000
Agricultural Sector			
Agricultural Products Meat	AIPM	5.300	5.300
Iraqi Agricultural Products	AIRP	11.000	11.000
			0.370
Al-Ahlyia agricultural production	AAHP	2.110	2.110
Middle East for Production- Fish	AMEF	5.990	5.990
Company Names	Code	Previous Average Price	Closing Price
Banks Sector			
Iraq Noor Islamic Bank for Investment	BINI	0.230	0.230
AL-Anssari Islamic Bank	BANS	0.050	0.050
Al-Ataa Islamic Bank	BLAD	0.100	0.100
Trans Iraq Bank Investment	BTRI	0.300	0.300
International Development Bank	BIDB	1.050	1.050
Al-Qabidh Islamic Bank	BQAB	0.090	0.090
Al-Mashreq Al-Arabi Islamic Bank	BAMS	0.850	0.850
Arab Islamic Bank	BAAI	1.000	1.000
Al-Rajih Islamic Bank	BRAJ	1.000	1.000
Al-Mustashar Islamic Bank for Investmen	BMUI	1.000	1.000
Trust International Islamic Bank	BTRU	0.750	0.750
World Islamic Bank for Investment	BWOR	1.000	1.000
Al janoob Islamic Bank	BJAB	0.940	0.940
Ameen Al-Iraq Islamic Bank	BAME	1.000	1.000
Al-Qurtas Islamic Bank	BQUR	1.000	1.000
Insurance Sector			
Alahliya For Insurance	NAHF	0.820	0.820
Investment Sector			
Al-Ameen for Financial Investment	VAMF	0.690	0.690
Industrial Sector			
National Furniture Industries	IHFI	0.810	0.810
Modern chemical industries	IMCI	100.000	100.000
Baghdad for Packing Materials	IBPM	2.860	2.860
Hotels Sector			
Ashour Hotel	HASH	27.290	27.290
Company Names	Code	Previous Average Price	Closing Price
Industrial Sector			
Modern Construction Materials	IMCM	1.630	1.630
National Chemical &Plastic	INCP	1.980	1.980
Hotels Sector			
Palestine Hotel	HPAL	18.460	18.470
Al-Sadeer Hotel	HSAD	23.000	23.000

Iraq Stock Exchange
Non Iraqis' Bulletin Wednesday July 1 2026
Regular Market



Non Iraqi Trading of Regular Market (Buy)

Company Names	Code	No.of trades	Traded Shares	Trading Volume
Banks Sector				
Commercial Bank of Iraq	BCOI	2	10,000	6,700
Bank Of Baghdad	BBOB	13	15,805,780	47,463,729
National Bank Of Iraq	BNOI	2	378,940	1,568,812
Ashur International Bank	BASH	1	100,000	34,000
Al-Mansour Bank	BMNS	56	215,617,978	414,597,851
Total Bank sector		74	231,912,698	463,671,092
Telecommunication Sector				
Asia cell	TASC	1	30,000	491,100
Total Telecommunication sector		1	30,000	491,100
Grand Total		75	231,942,698	464,162,192

Non Iraqi Trading of Regular Market (Sell)

Company Names	Code	No.of trades	Traded Shares	Trading Volume
Banks Sector				
National Bank Of Iraq	BNOI	64	67,561,514	274,794,327
Total Bank sector		64	67,561,514	274,794,327
Grand Total		64	67,561,514	274,794,327

Non Iraqi Trading of Second Market (BUY)

Company Names	Code	No. of trades	Traded Volume	Traded Value
Banks Sector				
Credit Bank Of Iraq	BROI	2	400,000	224,000
Total Bank sector		2	400,000	224,000
Grand Total		2	400,000	224,000

OTC Platform Trading Bulletin No (113)

Company Name	Code	highest price	lowest price	Average price	No.of Trades	Traded Volume	Traded Value
Banks Sector							
Al-Warka Bank	BWAI	0.150	0.140	0.150	3	6,780,766	1,009,307
Total Of Money Service Sector					3	6,780,766	1,009,307
Total					3	6,780,766	1,009,307

Not Trading OTC Companies

Company Name	Code	Previous Average price
Banks Sector		
Al-Sanam Islamic Bank	BSAN	3.000
Hammurabi Commercial Bank	BHAM	—
Industrial Sector		
Kirkuk producing constructional materials	IKFP	2.660
Money Service Sector		
Rabee Securities	FRSE	9.050
Karmal Brokerage	FKSX	10.000
Iraqi Deposit Insurance Corporation	FIDI	1.000
Ishtar Gate for e-Paymant	FISH	1.000
Sama Baghdad Exchange	FSBE	—
Insurance Sector		
Zain Insurance Company	NZA	—
Dar Altheqa Insurance Company	NDAR	—
Shatt Al Arab Insurance	NSHA	1.000
Al Badia Insurance	NBAD	—
Kurdistan Insurance	NKUI	0.500
Elaf Insurance	NELF	—
Dilina Insurance Company	NDIL	—

Iraq Stock Exchange

Tuesday 30/6/2026



سوق العراق للاوراق المالية
IRAQ STOCK EXCHANGE

Not Trading Bonds Bulletin

Bond type	Publish type	Code	last trading price	immortilize date
Banaa Bonds /Million ID	Second	CB20	964,981	19/12/2025
Eamar Bonds /Million ID	First	CB30	1,001,095	—
Eamar Bonds /Million ID	Second	CB40	—	—
Eamar Bonds /500 Thousand ID	Third	CB45	—	—
Eamar Bonds /Million ID	Third	CB50	—	—
Injaz Bonds /500 Thousand ID	First	CB55	—	—
Injaz Bonds /Million ID	First	CB60	951,110	—
Injaz Bonds /500 Thousand ID	Second	CB65	511,000	—
Injaz Bonds /Million ID	Second	CB70	965,050	—
Injaz Bonds /500 Thousand ID	Third	CB75	—	—
Injaz Bonds /Million ID	Third	CB80	978,182	—
National Bonds/Million ID	First	CB90	—	—
National Bonds/500 Thousand ID	Second	CB95	—	—
National Bonds/Million ID	Second	CB100	—	—