



ISX Trading Indices of Monday 1/6/2026

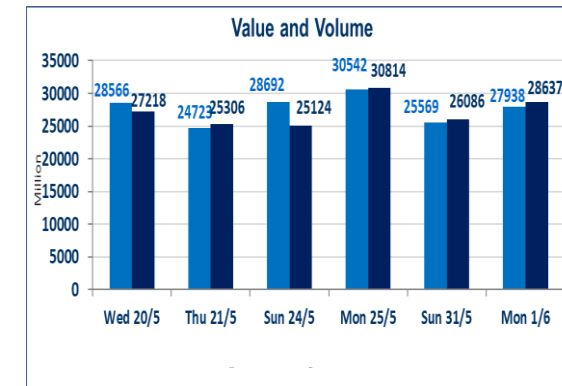
Traded Volume and OTC	27,938,712,474
-----------------------	----------------

Traded Value and OTC	28,637,440,940
----------------------	----------------

Traders	1343
---------	------

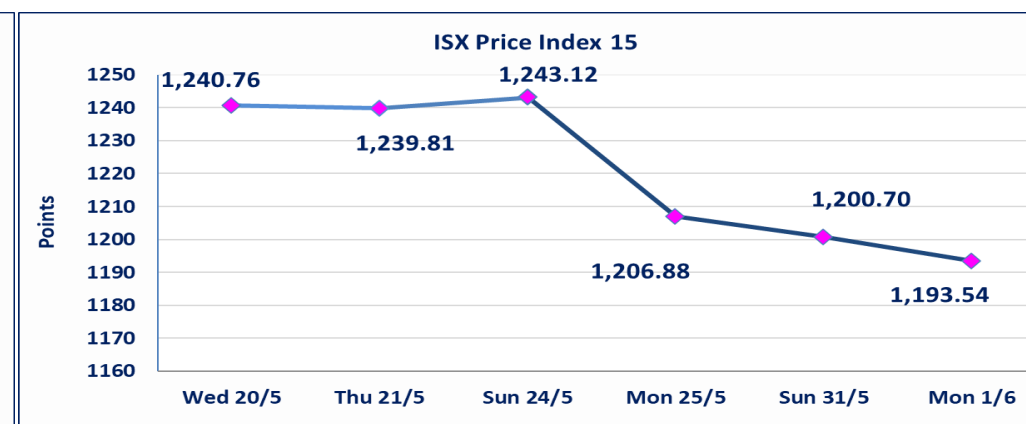
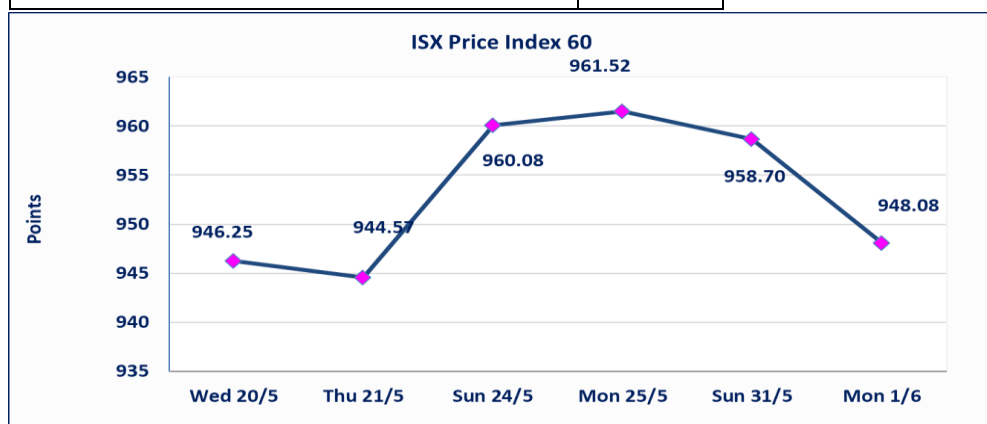
ISX Index 60	948.08
Previous ISX Index60	958.70
Change %	-1.11
Change	-10.62

ISX Index 15	1193.54
Previous ISX Index15	1200.70
Change %	-0.60
Change	-7.16



Listed Companies	103	OTC	14
Traded Listed Companies	49	OTC	1
GAM Companies	6		
Suspended Companies	9		

Non Traded listed	39	OTC	13
Higher Companies	13		
Lower Companies	12		



special orders	Elaf Brokerage Company executed a deliberate cross order on the shares of Al Qurtas Bank Company with a number of shares (27,500,000,000) shares with a value of (27,500,000,000) dinars, during the additional session time (after 1 pm) in accordance with the procedures for executing large transactions.
----------------	---

ISX top gaining and losing companies

Monday 1/6/2026

Gainers

Company Name	Closing Price	Change (%)	Traded Volume
United Bank	0.060	20.00	10,000
Mansour Hotel	68.000	4.62	778,531
Ashour Hotel	29.000	3.57	10,000
Kurdistan International Bank	1.200	3.45	17,971
Al-Khatam Telecom	4.700	2.17	544,061

Losers

Company Name	Closing Price	Change (%)	Traded Volume
Middle East Bank	0.080	-11.11	3,321,961
AL-Badia for General Trans	1.400	-9.68	106,420
Baghdad Hotel	11.550	-7.60	52,396
Al-Mansour Pharmaceuticals Indu	2.400	-4.00	14,258,960
Fallujah for construction Material	2.790	-3.79	808,429

The most active companies in term of traded volume and value

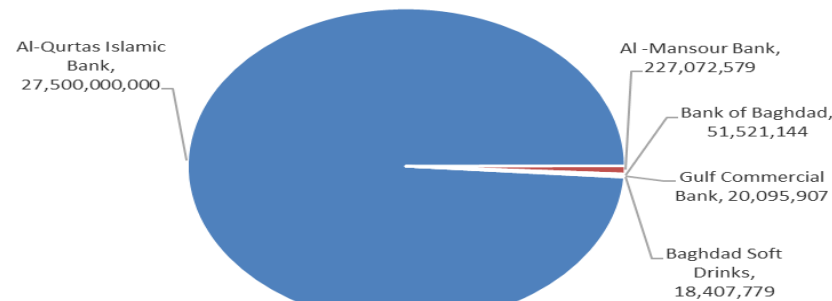
Traded Volume

Company Name	Closing Price	Change (%)	Traded Volume
Al-Qurtas Islamic Bank	1.000	0.00	27,500,000,000
Al -Mansour Bank	1.710	-1.16	227,072,579
Bank of Baghdad	2.600	-3.35	51,521,144
Gulf Commercial Bank	0.380	0.00	20,095,907
Baghdad Soft Drinks	6.210	-0.96	18,407,779


Traded Value

Company Name	Closing Price	Change (%)	Traded Value
Al-Qurtas Islamic Bank	1.000	0.00	27,500,000,000
Al -Mansour Bank	1.710	-1.16	390,285,742
Asia Cell Telecommunication	15.300	0.26	208,275,006
Bank of Baghdad	2.600	-3.35	134,971,397
Baghdad Soft Drinks	6.210	-0.96	114,355,492

Top Five by Volume



Top Five by Value



Regular Market Bulletin No (94)



Company Name	Code	opening Price	highest price	lowest price	Average price	Prev Average price	Closing Price	prev closing price	change (%)	No.of Trades	Traded Volume	Traded Value
Banks Sector												
Ashur International Bank	BASH	0.260	0.260	0.260	0.260	0.260	0.260	0.260	0.00	4	5,929,926	1,541,781
Bank of Baghdad	BBOB	2.700	2.700	2.600	2.620	2.700	2.600	2.690	-3.35	185	51,521,144	134,971,397
Commercial Islamic Bank of Iraq	BCOI	0.650	0.660	0.650	0.650	0.650	0.650	0.650	0.00	35	12,000,000	7,804,450
Gulf Commercial Bank	BGUC	0.380	0.380	0.380	0.380	0.380	0.380	0.380	0.00	13	20,095,907	7,636,445
Investment Bank of Iraq	BIBI	0.250	0.250	0.250	0.250	0.250	0.250	0.250	0.00	3	1,220,384	305,096
Iraqi Islamic Bank	BIIB	1.080	1.080	1.050	1.060	1.060	1.050	1.060	-0.94	12	4,199,624	4,435,594
Middle East Bank	BIME	0.090	0.090	0.080	0.090	0.090	0.080	0.090	-11.11	3	3,321,961	295,785
Kurdistan International Bank	BKUI	1.200	1.200	1.200	1.200	1.160	1.200	1.160	3.45	1	17,971	21,565
Al -Mansour Bank	BMNS	1.730	1.730	1.710	1.720	1.740	1.710	1.730	-1.16	101	227,072,579	390,285,742
National Bank of Iraq	BNOI	4.050	4.070	4.050	4.060	4.030	4.050	4.050	0.00	133	14,663,886	59,498,329
Sumer Commercial Bank	BSUC	0.190	0.190	0.190	0.190	0.190	0.190	0.190	0.00	22	8,261,588	1,569,702
Al-Taif Islamic Bank	BTIB	0.630	0.630	0.630	0.630	0.630	0.630	0.630	0.00	4	12,151	7,655
United Bank	BUND	0.060	0.060	0.060	0.060	0.050	0.060	0.050	20.00	17	10,000	600
Total of Banks Sector										533	348,327,121	608,374,140
Telecommunication Sector												
Asia Cell Telecommunication	TASC	15.250	15.340	15.000	15.140	15.400	15.300	15.260	0.26	328	13,757,279	208,275,006
Al-Khatam Telecom	TZNI	4.610	4.810	4.610	4.730	4.600	4.700	4.600	2.17	40	544,061	2,573,000
Total of Telecommunication Sector										368	14,301,340	210,848,007
Insurance Sector												
Gulf Insurance	NGIR	0.450	0.450	0.450	0.450	0.450	0.450	0.450	0.00	1	500,000	225,000
Total of Insurance Sector										1	500,000	225,000
Service Sector												
Baghdad -Iraq Transportation	SBPT	22.050	22.300	22.050	22.140	22.090	22.300	22.050	1.13	14	266,322	5,896,999
Kharkh Tour Amuzement City	SKTA	4.700	4.700	4.600	4.680	4.720	4.670	4.600	1.52	19	4,056,000	18,992,100
Al-Mosul for funfairs	SMOF	7.000	7.000	7.000	7.000	7.000	7.000	7.000	0.00	2	200,000	1,400,000
Mamoura Realestate	SMRI	3.200	3.230	3.200	3.210	3.200	3.220	3.200	0.63	34	3,388,106	10,877,806
Total of Service Sector										69	7,910,428	37,166,905
Industrial Sector												
Baghdad Soft Drinks	IBSD	6.270	6.270	6.200	6.210	6.250	6.210	6.270	-0.96	131	18,407,779	114,355,492
Iraqi Carton Manufactories	IICM	2.470	2.470	2.470	2.470	2.470	2.470	2.470	0.00	1	8,369	20,671
Iraqi Date Processing and Marke	IIDP	2.400	2.400	2.400	2.400	2.400	2.400	2.400	0.00	5	390,234	936,562
Iraqi For Tufted Carpets	IITC	19.000	19.100	19.000	19.000	19.000	19.100	19.000	0.53	3	1,031,325	19,596,175
Al -Khazer Construction Material	IKHC	1.200	1.200	1.200	1.200	1.200	1.200	1.200	0.00	1	50,000	60,000
Al-Kindi of Veterinary Vaccines	IKLV	2.590	2.650	2.550	2.600	2.590	2.600	2.590	0.39	7	407,238	1,057,929
Al-Mansour Pharmaceuticals Ind	IMAP	2.500	2.500	2.400	2.460	2.490	2.400	2.500	-4.00	54	14,258,960	35,055,121
Metallic Industries and Bicycles	IMIB	1.910	1.910	1.910	1.910	1.910	1.910	1.910	0.00	1	13,090	25,002
Ready Made Clothes	IRMC	2.300	2.300	2.300	2.300	2.290	2.300	2.300	0.00	2	80,100	184,230
Total of Industrial Sector										205	34,647,095	171,291,182
Hotels Sector												
Baghdad Hotel	HBAG	12.500	12.500	11.550	11.590	12.250	11.550	12.500	-7.60	6	52,396	607,450
Mansour Hotel	HMAN	65.000	68.000	65.000	65.230	65.000	68.000	65.000	4.62	20	778,531	50,784,581
National for Tourist Investment	HNTI	9.000	9.000	9.000	9.000	9.000	9.000	9.000	0.00	1	556	5,004
Al-Sadeer Hotel	HSAD	23.000	23.000	23.000	23.000	22.990	23.000	22.990	0.04	2	101,000	2,323,000
Total of Hotels Sector										29	932,483	53,720,035
Agricultural Sector												
Babil Animal & Vegetable Produ	ABAP	10.000	10.500	10.000	10.020	9.830	10.100	10.000	1.00	13	140,252	1,404,870
Modern for Animal Production	AMAP	0.370	0.370	0.370	0.370	0.370	0.370	0.370	0.00	4	285,050	105,469
Total of Agricultural Sector										17	425,302	1,510,339
Total Of Regular										1,222	407,043,769	1,083,135,607

Second Platform Market Bulletin No (94)



Company Name	Code	opening Price	highest price	lowest price	Average price	Prev Average price	Closing Price	prev closing price	change (%)	No.of Trades	Traded Volume	Traded Value	
Banks Sector													
Erbil Investment & FinanceBank	BERI	0.110	0.110	0.110	0.110	0.110	0.110	0.110	0.00	9	3,200,000	352,000	
Total of Banks Sector											9	3,200,000	352,000
Insurance Sector													
Al-Hamraa for Insurance	NHAM	5.000	5.000	4.860	4.990	5.030	4.860	5.000	-2.80	5	46,264	230,814	
Total of Insurance Sector											5	46,264	230,814
Service Sector													
Al-Ameen Estate Investment	SAEI	1.700	1.700	1.700	1.700	1.700	1.700	1.700	0.00	1	50,000	85,000	
Total of Industrial Sector											1	50,000	85,000
Industrial Sector													
Baghdad for Packing Materials	IBPM	2.860	2.860	2.860	2.860	2.860	2.860	2.860	0.00	1	342	978	
Fallujah for construction Materi	IFCM	2.900	2.900	2.790	2.790	2.900	2.790	2.900	-3.79	6	808,429	2,256,116	
Total of Industrial Sector											7	808,771	2,257,094
Hotels Sector													
Ashour Hotel	HASH	29.000	29.000	29.000	29.000	28.000	29.000	28.000	3.57	1	10,000	290,000	
Total of Hotels Sector											1	10,000	290,000
Total of Non Regular											23	4,115,035	3,214,908

Undisclosed Platform Companies Bulletin No (94)



Company Name	Code	opening Price	highest price	lowest price	Average price	Prev Average price	Closing Price	prev closing price	change (%)	No.of Trades	Traded Volume	Traded Value	
Banks Sector													
Al-Qurtas Islamic Bank	BQUR	1.000	1.000	1.000	1.000	1.000	1.000	1.000	0.00	3	27,500,000,000	27,500,000,000	
Total of Banks Sector											3	27,500,000,000	27,500,000,000
Service Sector													
AL-Badia for General Trans	SBAG	1.500	1.550	1.400	1.420	1.530	1.400	1.550	-9.68	11	106,420	150,949	
Total of Industrial Sector											11	106,420	150,949
Industrial Sector													
Electronic Industry	IELI	1.350	1.350	1.350	1.350	1.350	1.350	1.350	0.00	10	10,336,628	13,954,448	
Modern Construction Materials	IMCM	1.150	1.150	1.150	1.150	1.150	1.150	1.150	0.00	1	4,321	4,969	
National Chemical &Plastic	INCP	1.910	1.910	1.910	1.910	1.920	1.910	1.910	0.00	1	1,071	2,046	
The Light Industries	ITLI	1.220	1.220	1.220	1.220	1.220	1.220	1.220	0.00	1	1,700	2,074	
Total of Industrial Sector											13	10,343,720	13,963,537
Hotels Sector													
Palestine Hotel	HPAL	18.800	19.050	18.510	18.530	18.550	18.510	18.600	-0.48	10	105,702	1,958,722	
Total of Hotels Sector											10	105,702	1,958,722
Agricultural Sector													
Iraqi for Seed Production	AISP	5.090	5.100	5.060	5.070	5.080	5.070	5.090	-0.39	57	6,597,444	33,442,060	
Total of Agricultural Sector											57	6597444	33,442,060
Total of Undisclosed											94	27,517,153,286	27,549,515,267
Grand Total											1,339	27,928,312,090	28,635,865,783

Iraq Stock Exchange not trading companies of Monday 1/6/2026

Company Names	Code	Previous Average Price	Closing Price
Banks Sector			
Asia Al Iraq Islamic Bank	BAIB	0.950	0.950
Mosul Bank For Investment	BMFI	0.150	0.150
Elaf Islamic Bank	BELF	0.230	0.240
National Islamic Bank	BNAI	1.100	1.100
Union Bank of Iraq	BUOI	0.160	0.160
Cihan Bank for Islamic Investment&Finan	BCIH	2.200	2.200
Insurance Sector			
Al-Ameen for Insurance	NAME	0.900	0.900
Service Sector			
Rehab Karbalaa	HKAR	0.600	0.600
AL-Nukhba for Construction	SNUC	0.710	0.710
Industrial Sector			
Iraqi Engineering Works	IIEW	6.040	6.040
Modern Sewing	IMOS	5.440	5.400
Hotels Sector			
Babylon Hotel	HBAY	102.010	102.010
Tourist Village of Mosul dam	HTVM	14.050	14.050
Agricultural Sector			
Al-Ahlyia agricultural production	AAHP	2.110	2.110
Iraqi Agricultural Products	AIRP	9.000	9.000
Agricultural Products Meat	AIPM	4.500	4.500
Company Names	Code	Previous Average Price	Closing Price
Banks Sector			
International Development Bank	BIDB	1.050	1.050
Al-Qabidh Islamic Bank	BQAB	0.090	0.090
AL- Mal Islamic Bank	BMAL	1.000	1.000
Al-Ataa Islamic Bank	BLAD	0.100	0.100
Credit Bank Of Iraq	BROI	0.580	0.580
Region Trade Bank	BRTB	1.010	1.010
Al-Mashreq Al-Arabi Islamic Bank	BAMS	0.850	0.850
Arab Islamic Bank	BAAI	1.000	1.000
Al-Rajih Islamic Bank	BRAJ	1.000	1.000
Al-Mustashar Islamic Bank for Investmen	BMUI	1.000	1.000
Trust International Islamic Bank	BTRU	0.750	0.750
World Islamic Bank for Investment	BWOR	1.000	1.000
Al janoob Islamic Bank	BJAB	0.940	0.940
Ameen Al-Iraq Islamic Bank	BAME	1.000	1.000
International Islamic Bank	BINT	0.200	0.200
Insurance Sector			
Alahliya For Insurance	NAHF	0.820	0.820
Investment Sector			
Al-Ameen for Financial Investment	VAMF	1.260	1.260
AL-Wiaam for Financial Investment	VWIF	0.690	0.690
Industrial Sector			
National Furniture Industries	IHFI	1.000	1.000
Modern chemical industries	IMCI	100.000	100.000
Service Sector			
Ibdaa Al-sharq Alwast General Contractir	SIBD	1.000	1.000
Company Names	Code	Previous Average Price	Closing Price
Service Sector			
General Transportation	SIGT	1.500	1.500
Industrial Sector			
Al-Hilal Industries	IHLI	1.360	1.360

Iraq Stock Exchange
Non Iraqis' Bulletin Monday Jun 1 2026
Regular Market



Non Iraqi Trading of Regular Market (Buy)

Company Names	Code	No.of trades	Traded Shares	Trading Volume
Banks Sector				
National Bank Of Iraq	BNOI	12	500,000	2,030,000
Total Bank sector		12	500,000	2,030,000
Grand Total		12	500,000	2,030,000

OTC Platform Trading Bulletin No (94)

Company Name	Code	highest price	lowest price	Average price	No.of Trades	Traded Volume	Traded Value
Banks Sector							
Al-Warka Bank	BWAI	0.160	0.150	0.150	4	10,400,384	1,575,158
Total Of Money Service Sector					4	10,400,384	1,575,158
Total					4	10,400,384	1,575,158

Not Trading OTC Companies

Company Name	Code	Previous Average price
Banks Sector		
Hammurabi Commercial Bank	BHAM	—
Al-Sanam Islamic Bank	BSAN	3.000
Industrial Sector		
Kirkuk producing constructional materials	IKFP	2.800
Money Service Sector		
Rabee Securities	FRSE	9.050
Karmal Brokerage	FKSX	10.000
Iraqi Deposit Insurance Corporation	FIDI	1.000
Ishtar Gate for e-Paymant	FISH	1.000
Sama Baghdad Exchange	FSBE	—
Insurance Sector		
Shatt Al Arab Insurance	NSHA	1.000
Al Badia Insurance	NBAD	—
Kurdistan Insurance	NKUI	0.500
Elaf Insurance	NELF	—
Dilina Insurance Company	NDIL	—

Iraq Stock Exchange

Monday 1/6/2026



سوق العراق للاوراق المالية
IRAQ STOCK EXCHANGE

Not Trading Bonds Bulletin

Bond type	Publish type	Code	last trading price	immortilize date
Banaa Bonds /Million ID	Second	CB20	964,981	19/12/2025
Eamar Bonds /Million ID	First	CB30	1,001,095	—
Eamar Bonds /Million ID	Second	CB40	—	—
Eamar Bonds /500 Thousand ID	Third	CB45	—	—
Eamar Bonds /Million ID	Third	CB50	—	—
Injaz Bonds /500 Thousand ID	First	CB55	—	—
Injaz Bonds /Million ID	First	CB60	951,110	—
Injaz Bonds /500 Thousand ID	Second	CB65	511,000	—
Injaz Bonds /Million ID	Second	CB70	965,050	—
Injaz Bonds /500 Thousand ID	Third	CB75	—	—
Injaz Bonds /Million ID	Third	CB80	978,182	—
National Bonds/Million ID	First	CB90	—	—
National Bonds/500 Thousand ID	Second	CB95	—	—
National Bonds/Million ID	Second	CB100	—	—